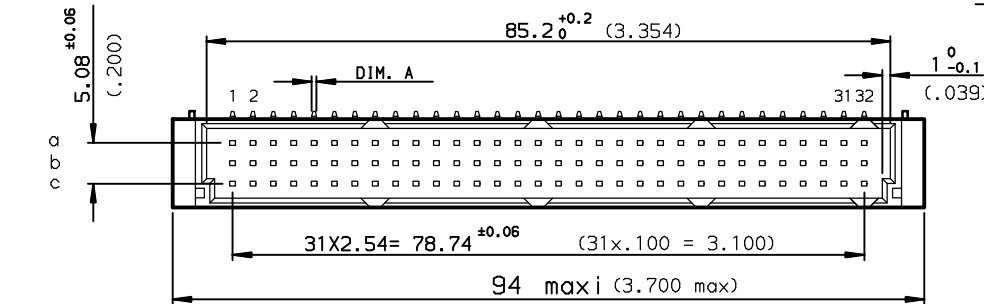
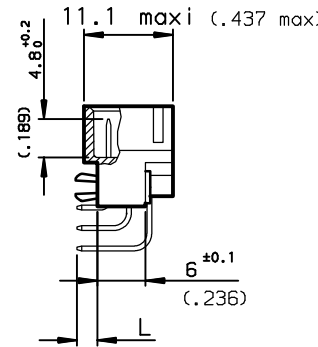
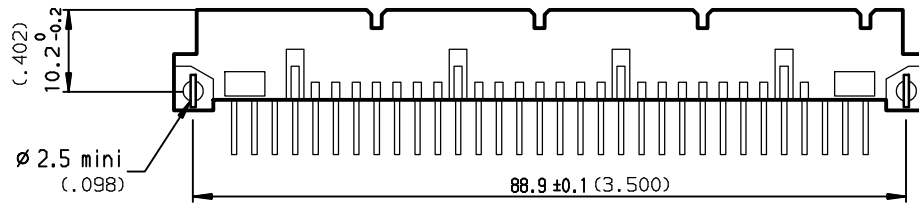


# DIMENSIONS mm (inches)



GENERAL CHARACTERISTICS AND ROHS INFORMATIONS:

SEE DRAWING C-8609-0000A

TIN LEAD	LEAD FREE	
8609 396 71 13 755 000 E1	8609 396 71 13 755 E1 LF	Style C header, 96 Position, solder to board, class 2
8609 396 71 13 765 000 E1	8609 396 71 13 765 E1 LF	Style C header, 96 Position, solder to board, class 1
8609 396 71 13 H55 000 E1	8609 396 71 13 H55 E1 LF	Style C header, 96 Position, solder to board, class 2, fixing clips
8609 464 71 13 755 000 E1	8609 464 71 13 755 E1 LF	Style C header, 64 Position, solder to board, class 2
8609 464 71 13 765 000 E1	8609 464 71 13 765 E1 LF	Style C header, 64 Position, solder to board, class 1
8609 464 71 13 H55 000 E1	8609 464 71 13 H55 E1 LF	Style C header, 64 Position, solder to board, class 2, fixing clips
TIN LEAD	LEAD FREE	
8609 396 71 13 745 000 E1	8609 396 71 13 745 E1 LF	Style C header, 96 Position, solder to board, class 3
8609 396 71 13 H45 000 E1	8609 396 71 13 H45 E1 LF	Style C header, 96 Position, solder to board, class 3, fixing clips
8609 396 71 13 H65 000 E1	8609 396 71 13 H65 E1 LF	Style C header, 96 Position, solder to board, class 1, fixing clips
8609 464 71 13 745 000 E1	8609 464 71 13 745 E1 LF	Style C header, 64 Position, solder to board, class 3
8609 464 71 13 H45 000 E1	8609 464 71 13 H45 E1 LF	Style C header, 64 Position, solder to board, class 3, fixing clips
8609 464 71 13 H65 000 E1	8609 464 71 13 H65 E1 LF	Style C header, 64 Position, solder to board, class 1, fixing clips

European Views

Application specific part-numbers: See sheet 2

www.fciconnect.com		surface ISO 1302 ✓	tolerance std ISO 406 ISO 1101	projection mm
TOLERANCES UNLESS OTHERWISE SPECIFIED				
Dr	ROUILLARD	1992/05/05	0.X ±0.1	size A3
Eng	TARON	1992/05/05	0.XX ±0.1	Scale 1:1
Chr	LEGARE	1992/05/05	0.XX* ±2*	ECN L506-0097
Appr	LEGARE	1992/05/05	0.XXX ±0.1	Spec ref -
Product family			DIN 8609	
RIGHT ANGLE HEADER - STYL		Title		
SOLDER TO BOARD		C-8609-0250-1		
catalog no		CUSTOMER sheet 1 of 1		

rev	ecn no	dr	date
C	-	LEL	2002/08/28
D	L505-001	JTA	2005/03/02
E	L505-0056	LGO	2005/06/21
F	L506-0097	LGO	2006/07/11
-	-	-	-
-	-	-	-
-	-	-	-

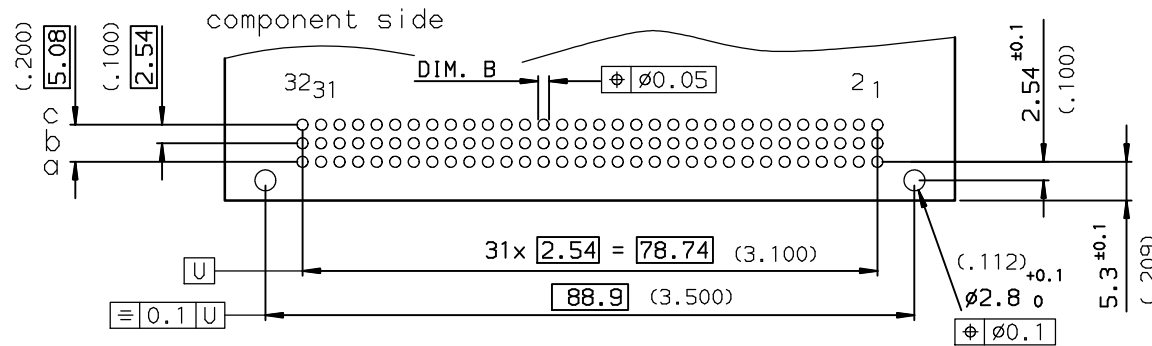


RIGHT ANGLE HEADER - STYL  
SOLDER TO BOARD

Rev. F  
C-8609-0250-1

PART NUMBER		8609			71				5	
PIN OUT										
rows a-b-c					3				96	
rows a-c					4				64	
rows a					1				32	
NUMBER OF CONTACTS										
TERMINATION										
L = 2.75 ±0.15 (.108)	A = ∅0.6 <sup>0</sup> <sub>-0.08</sub>	B = ∅.08 <sup>+0.3</sup> <sub>0</sub>							13	
L = 4.15 ±0.15	A = 0.6X0.6	B = ∅1±0.1							23	
OPTIONS										
no option									7	
with harpoons									H	
PERFORMANCE CLASS										
DIN 41612 class 3										4
DIN 41612 class 2										5
DIN 41612 class 1										6
TERMINATION TYPE										
TIN LEAD										- 000E1
LEAD FREE										- E1LF

PCB DRILLING



GENERAL CHARACTERISTICS AND ROHS INFORMATIONS:  
SEE DRAWING C-8609-0000A

European Views

rev	ecn no	dr	date
C	-	LEL	2002/08/28
D	LS05-001	JTA	2005/03/02
E	LS05-0056	LGO	2005/06/21
F	LS06-0097	LGO	2006/07/11
-	-	-	-
-	-	-	-
-	-	-	-

www.fciconnect.com		surface ISO 1302 ✓	tolerance std ISO 406 ISO 1101	projection mm
TOLERANCES UNLESS OTHERWISE SPECIFIED				
Dr	ROUILLARD	1992/05/05	0.x ±0.1	size A3
Eng	TARON	1992/05/05	0.xx ±0.1	Scale 1.5
Chr	LEGARE	1992/05/05	0.xxx ±0.1	ECN LS06-0097
Appr	LEGARE	1992/05/05	Product family DIN 8609	Spec ref -
FCI		title RIGHT ANGLE HEADER - STYL SOLDER TO BOARD		Rev. F
catalog no		-		CUSTOMER sheet 1 of 1

