



# BZX84-C2V4 SERIES

## SURFACE MOUNT SILICON ZENER DIODES

**VOLTAGE** 2.4 to 75 Volts **POWER** 410 mWatts

**SOT-23**

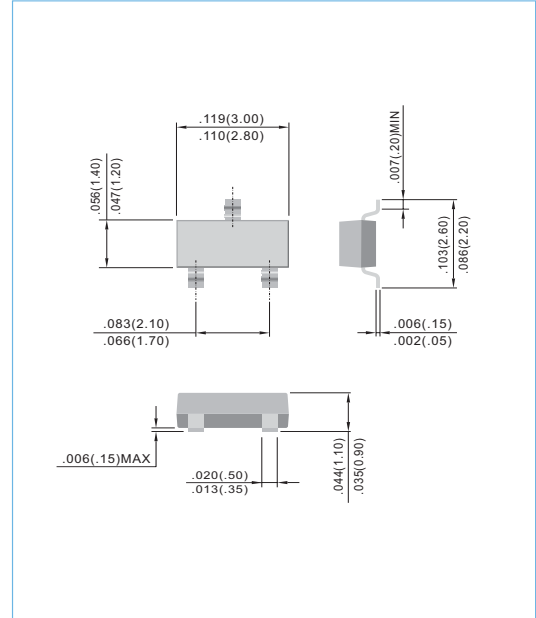
Unit: inch (mm)

### FEATURES

- Planar Die construction
- 410mW Power Dissipation
- Zener Voltages from 2.4~75V
- Ideally Suited for Automated Assembly Processes
- Pb free product : 99% Sn above can meet RoHS environment substance diective request

### MECHANICAL DATA

- Case: SOT-23, Molded Plastic
- Terminals: Solderable per MIL-STD-750, Method 2026
- Polarity: See Diagram Below
- Approx. Weight: 0.008 grams
- Mounting Position: Any



### MAXIMUM RATINGS AND ELECTRICAL CHARACTERISTICS

Parameter	Symbol	Value	Units
Maximum Power Dissipation (Notes A) at 25°C	P <sub>D</sub>	410	mW
Operating Junction and Storage Temperature Range	T <sub>J</sub>	-50 to +150	°C

**NOTES:**

A. Mounted on 5.0mm<sup>2</sup>(.013mm thick) land areas.



## BZX84-C2V4 SERIES

Part Number	Nominal Zener Voltage			Max. Zener Impedance				Max Reverse Leakage Current		Marking Code	Package
	V <sub>Z</sub> @ I <sub>ZT</sub>			Z <sub>ZT</sub> @ I <sub>ZT</sub>		Z <sub>ZK</sub> @ I <sub>ZK</sub>		I <sub>R</sub> @ V <sub>R</sub>			
	Nom. V	Min. V	Max. V	Ω	mA	Ω	mA	uA	V		
BZX84C2V4	2.4	2.28	2.52	100	5.0	600	1.00	50	1.0	W1	SOT-23
BZX84C2V7	2.7	2.57	2.84	100	5.0	600	1.00	20	1.0	W2	SOT-23
BZX84C3	3	2.85	3.15	95	5.0	600	1.00	10	1.0	W3	SOT-23
BZX84C3V3	3.3	3.14	3.47	95	5.0	600	1.00	5.0	1.0	W4	SOT-23
BZX84C3V6	3.6	3.42	3.78	90	5.0	600	1.00	5.0	1.0	W5	SOT-23
BZX84C3V9	3.9	3.71	4.10	90	5.0	600	1.00	3.0	1.0	W6	SOT-23
BZX84C4V3	4.3	4.09	4.52	90	5.0	600	1.00	3.0	1.0	W7	SOT-23
BZX84C4V7	4.7	4.47	4.94	80	5.0	500	1.00	3.0	2.0	W8	SOT-23
BZX84C5V1	5.1	4.85	5.36	60	5.0	480	1.00	2.0	2.0	W9	SOT-23
BZX84C5V6	5.6	5.32	5.88	40	5.0	400	1.00	1.0	2.0	WA	SOT-23
BZX84C6V2	6.2	5.89	6.51	10	5.0	150	1.00	3.0	4.0	WB	SOT-23
BZX84C6V8	6.8	6.46	7.14	15	5.0	80	1.00	2.0	4.0	WC	SOT-23
BZX84C7V5	7.5	7.13	7.88	15	5.0	80	1.00	1.0	5.0	WD	SOT-23
BZX84C8V2	8.2	7.79	8.61	15	5.0	80	1.00	0.7	5.0	WE	SOT-23
BZX84C9V1	9.1	8.65	9.56	15	5.0	100	1.00	0.5	6.0	WF	SOT-23
BZX84C10	10	9.50	10.50	20	5.0	150	1.00	0.2	7.0	WG	SOT-23
BZX84C11	11	10.45	11.55	20	5.0	150	1.00	0.1	8.0	WH	SOT-23
BZX84C12	12	11.40	12.60	25	5.0	150	1.00	0.1	8.0	WI	SOT-23
BZX84C13	13	12.35	13.65	30	5.0	170	1.00	0.1	8.0	WK	SOT-23
BZX84C14	14	13.30	14.70	30	5.0	170	1.00	0.1	10.0	WJ	SOT-23
BZX84C15	15	14.25	15.75	30	5.0	200	1.00	0.1	10.5	WL	SOT-23
BZX84C16	16	15.20	16.80	40	5.0	200	1.00	0.1	11.2	WM	SOT-23
BZX84C17	17	16.15	17.85	40	5.0	200	1.00	0.1	12.2	17C	SOT-23
BZX84C18	18	17.10	18.90	45	5.0	225	1.00	0.1	12.6	WN	SOT-23
BZX84C20	20	19.00	21.00	55	5.0	225	1.00	0.1	14.0	WO	SOT-23
BZX84C22	22	20.90	23.10	55	5.0	250	1.00	0.1	15.4	WP	SOT-23
BZX84C24	24	22.80	25.20	70	5.0	250	1.00	0.1	16.8	WR	SOT-23
BZX84C27	27	25.65	28.35	80	5.0	300	1.00	0.1	18.9	WS	SOT-23
BZX84C28	28	26.60	29.40	80	5.0	300	1.00	0.1	20.50	28C	SOT-23
BZX84C30	30	28.50	31.50	80	5.0	300	1.00	0.1	21.00	WT	SOT-23
BZX84C33	33	31.35	34.65	80	5.0	325	1.00	0.1	23.10	WU	SOT-23
BZX84C36	36	34.20	37.80	90	5.0	350	1.00	0.1	25.20	WW	SOT-23
BZX84C39	39	37.05	40.95	130	5.0	350	1.00	0.1	27.30	WX	SOT-23
BZX84C43	43	40.85	45.15	150	5.0	375	1.00	0.1	30.10	WY	SOT-23
BZX84C47	47	44.65	49.35	170	5.0	375	1.00	0.1	32.90	WZ	SOT-23
BZX84C51	51	48.45	53.55	100	5.0	400	1.00	0.1	35.70	XA	SOT-23
BZX84C56	56	53.20	58.80	135	2.5	1000	1.00	0.1	42.0	X2	SOT-23
BZX84C62	62	58.90	65.10	150	2.5	1000	1.00	0.1	46.0	X3	SOT-23
BZX84C68	68	64.60	71.40	200	2.5	1000	1.00	0.1	51.0	X4	SOT-23
BZX84C75	75	71.25	78.75	250	2.5	1000	1.00	0.1	56.0	X5	SOT-23



# BZX84-C2V4 SERIES

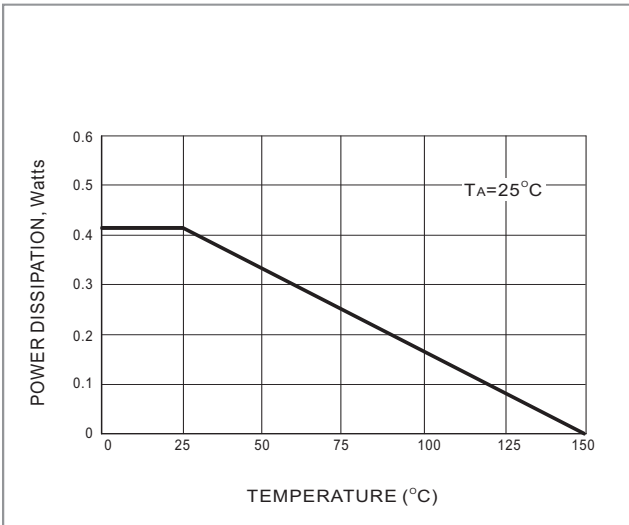


Fig.1 STEADY STATE POWER DERATING

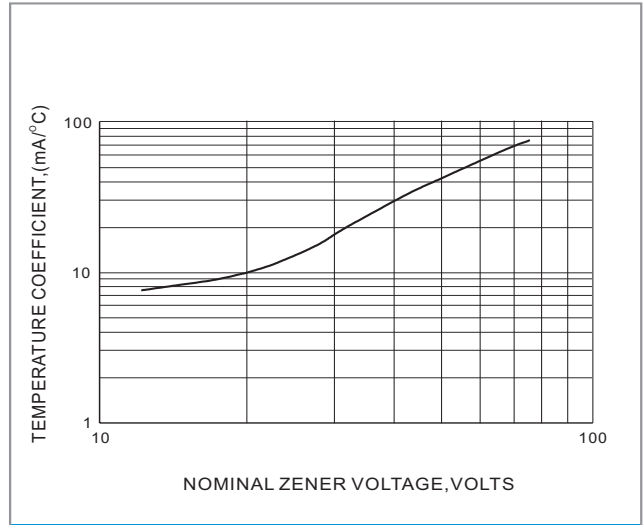


Fig.2 TEMPERATURE COEFFICIENTS

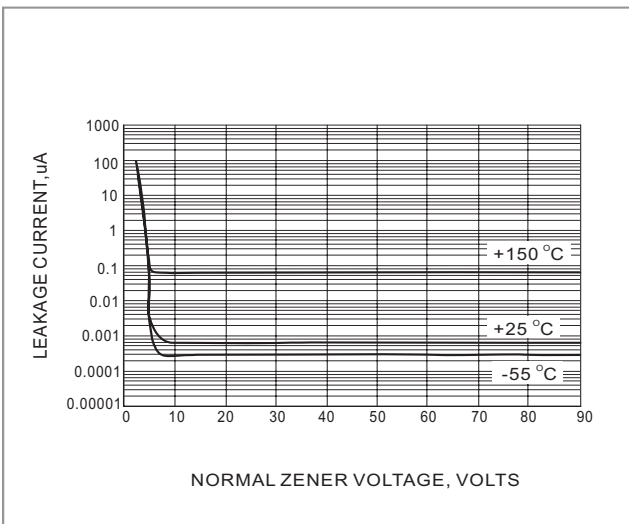


Fig.3 TYPICAL LEAKAGE CURRENT

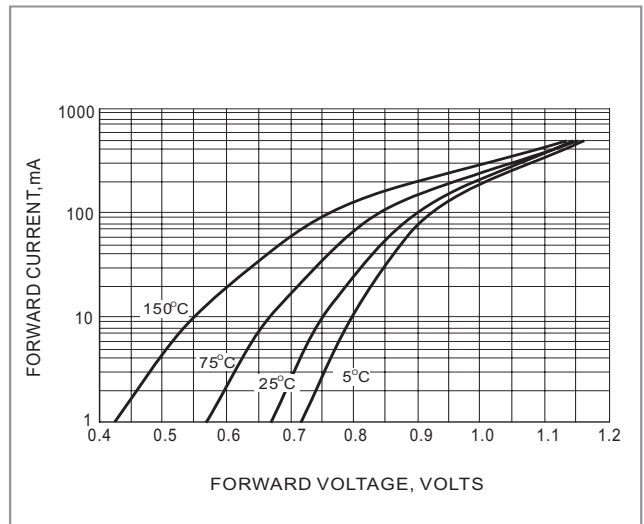
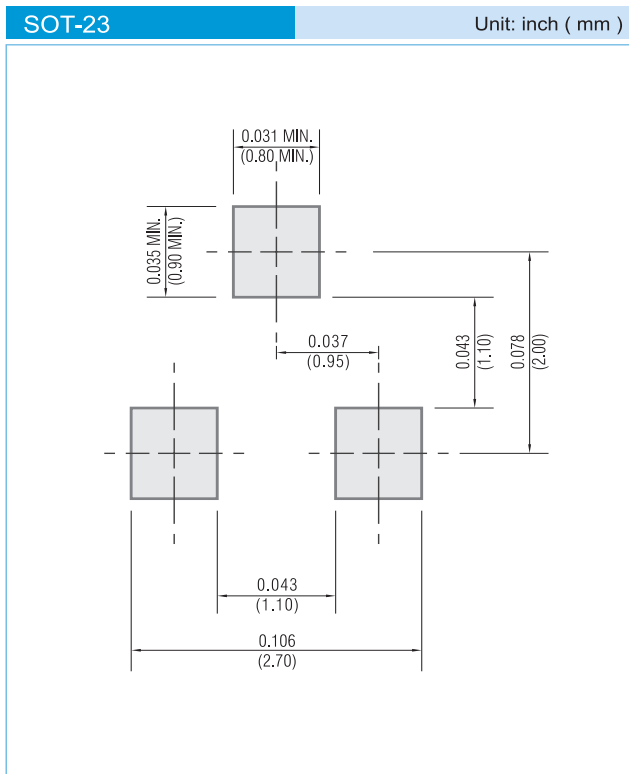


Fig.4 TYPICAL FORWARD VOLTAGE



## BZX84-C2V4 SERIES

### MOUNTING PAD LAYOUT



### ORDER INFORMATION

- Packing information

T/R - 12K per 13" plastic Reel

T/R - 3K per 7" plastic Reel

### LEGAL STATEMENT

#### Copyright PanJit International, Inc 2006

The information presented in this document is believed to be accurate and reliable. The specifications and information herein are subject to change without notice. Pan Jit makes no warranty, representation or guarantee regarding the suitability of its products for any particular purpose. Pan Jit products are not authorized for use in life support devices or systems. Pan Jit does not convey any license under its patent rights or rights of others.