

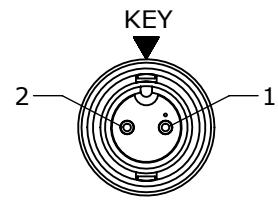
CUSTOMER PRINT

- NOTES:
 1. FINISHED CABLE ASSEMBLY TO BE COILED
 2. OVERMOLD BOOT MATERIAL: PVC, BLACK
 3. ELECTRICAL TEST: 100% CONTINUITY

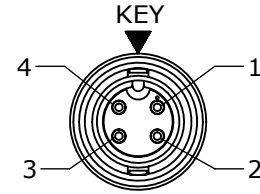
ASS'Y P/N	NO. OF POSITION	"X" DIM.
CA62802P07990	2 POS.	6 FT 7 IN. ± 2 IN. [2M]
CA62803P07990	3 POS.	
CA62804P07990	4 POS.	
CA62805P07990	5 POS.	
CA62806P07990	6 POS.	
CA6280XPXXX90		

CABLE LENGTH IN "INCHES"

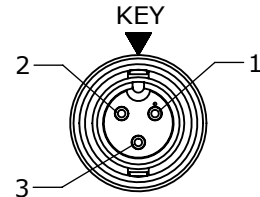
NO OF POSITIONS



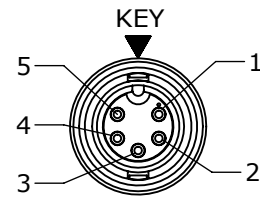
FACE VIEW
P/N: CA62802PXXX90



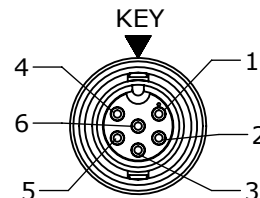
FACE VIEW
P/N: CA62804PXXX90



FACE VIEW
P/N: CA62803PXXX90



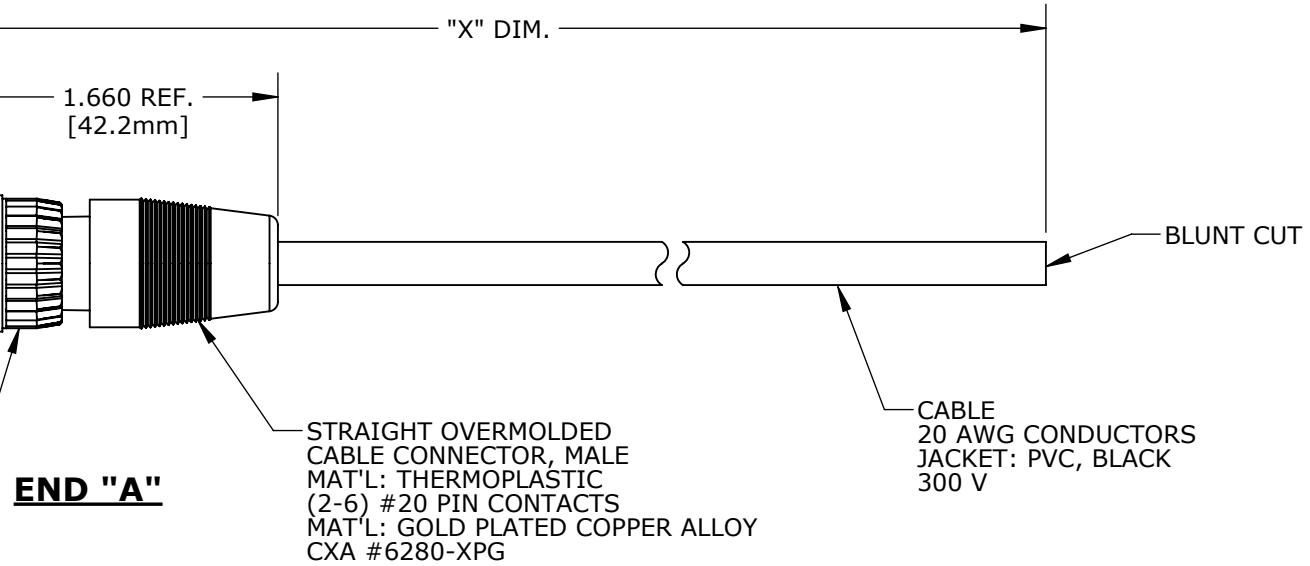
FACE VIEW
P/N: CA62805PXXX90



FACE VIEW
P/N: CA62806PXXX90

O-RING
MAT'L: RUBBER

COUPLING RING
MAT'L: THERMOPLASTIC



ASSY P/N	CABLE	COLOR CODE END "A"
CA62802PXXX90	2/20 AWG O.D. 0.215 REF	COLOR CODE
		POS. 1 POS. 2
CA62803PXXX90	3/20 AWG O.D. 0.220 REF	WIRE COLOR CODE
		POS. 1 POS. 2 POS. 3
		BLK WHT GRN
CA62804PXXX90	4/20 AWG O.D. 0.235 REF	WIRE COLOR CODE
		POS. 1 POS. 2 POS. 3 POS. 4
		BLK WHT GRN RED
CA62805PXXX90	5/20 AWG O.D. 0.255 REF	WIRE COLOR CODE
		POS. 1 POS. 2 POS. 3 POS. 4 POS. 5
		BLK WHT GRN RED BLU
CA62806PXXX90	4/20 AWG O.D. 0.275 REF	WIRE COLOR CODE
		POS. 1 POS. 2 POS. 3 POS. 4 POS. 5 POS. 6
		BLK WHT GRN RED BLU VIO

DIMENSIONS IN BRACKET [] ARE METRIC.

CUSTOMER APPROVAL

THIS DOCUMENT CONTAINS CONFIDENTIAL INFORMATION PROPRIETARY TO CONXALL CORPORATION. ANY REPRODUCTION, DISCLOSURE, OR USE OF THIS DOCUMENT /INFORMATION IS EXPRESSLY PROHIBITED UNLESS AUTHORIZED IN WRITING BY CONXALL CORPORATION.

APPROVED BY: _____
 DATE: _____

RoHS COMPLIANT

REV.	INIT.	DATE	DESCRIPTION												
A	AN	06-07-16	DRAWING CREATED PER DOR 16-7414JP												
			<table border="1"> <tr> <td>ORIG. DRAWN BY: AN</td> <td>DATE: 05-25-16</td> </tr> <tr> <td>CHECKED BY:</td> <td></td> </tr> <tr> <td>APPROVED BY:</td> <td></td> </tr> <tr> <td>SCALE NTS</td> <td>SIZE B</td> <td>SHEET 1 OF 1</td> </tr> <tr> <td>FILE: CA6280XPXXX90</td> <td>DIRECTORY: SLW</td> <td>PART NUMBER: CA6280XPXXX90</td> </tr> </table>	ORIG. DRAWN BY: AN	DATE: 05-25-16	CHECKED BY:		APPROVED BY:		SCALE NTS	SIZE B	SHEET 1 OF 1	FILE: CA6280XPXXX90	DIRECTORY: SLW	PART NUMBER: CA6280XPXXX90
ORIG. DRAWN BY: AN	DATE: 05-25-16														
CHECKED BY:															
APPROVED BY:															
SCALE NTS	SIZE B	SHEET 1 OF 1													
FILE: CA6280XPXXX90	DIRECTORY: SLW	PART NUMBER: CA6280XPXXX90													
<p>ALL INFORMATION ILLUSTRATED IS THE PROPERTY OF "CONXALL CORPORATION." UNAUTHORIZED DUPLICATION OR DISTRIBUTION OF THIS DOCUMENT IS PROHIBITED.</p> <p>ALL UNITS ARE IN FEET, INCHES, FRACTION OF INCHES AND DECIMALS.</p> <p>△ - CRITICAL CHARACTERISTIC FLAG PER SPEC. XXXX</p>			<p>conxall 601 E. WILDWOOD VILLA PARK, IL 60181</p> <p>TITLE: CABLE ASSEMBLY (2-6) #20 PIN CONTACTS MINI-CON-X CUSTOMER: STANDARD PRODUCT</p>												

Mouser Electronics

Authorized Distributor

Click to View Pricing, Inventory, Delivery & Lifecycle Information:

[Switchcraft:](#)

[CA62804P07990](#) [CA62805P07990](#) [CA62802P07990](#) [CA62806P07990](#) [CA62803P07990](#)