

HCF80J10RJ ✓ ACTIVE

TE Internal #: 2176442-2

Chassis Mount Resistors, Power Resistor, 80 x 60 x 15 mm, 2 Terminations, Loose Piece - Box, Tolerance 5%, Wirewound, Resistance Class Up to 1k Ω

[View on TE.com >](#)



Passive Components > Resistors > Chassis Mount Resistors



Resistor Type: **Power Resistor**

Dimensions: **80 x 60 x 15 mm**

Number of Terminations: **2**

Packaging Method: **Loose Piece - Box**

Tolerance: **5%**

Features

Product Type Features

| | |
|---------------|----------------|
| Resistor Type | Power Resistor |
| Element Type | Wirewound |

Configuration Features

| | |
|---------------------|---|
| Number of Resistors | 1 |
|---------------------|---|

Electrical Characteristics

| | |
|------------------|-------------------|
| Tolerance | 5% |
| Resistance Class | Up to 1k Ω |
| Resistance | 10 Ω |
| Power Rating | 75 W |

Body Features

| | |
|-----------|--------------------|
| Lead Type | Lead type terminal |
|-----------|--------------------|

Termination Features

| | |
|------------------------|--------------|
| Number of Terminations | 2 |
| Termination Type | Flying Leads |



Mechanical Attachment

| | |
|-------------|-----------------|
| Mount Style | Direct Mounting |
|-------------|-----------------|

Dimensions

| | |
|------------|-----------------|
| Dimensions | 80 x 60 x 15 mm |
|------------|-----------------|

Usage Conditions

| | |
|-------------------------|-----------------------------------|
| Temperature Coefficient | ± 200 ppm/ $^{\circ}\text{C}$ |
|-------------------------|-----------------------------------|

Packaging Features

| | |
|------------------|-------------------|
| Packaging Method | Loose Piece - Box |
|------------------|-------------------|

Product Compliance

For compliance documentation, visit the product page on [TE.com](https://www.te.com)>

| | |
|---|---|
| EU RoHS Directive 2011/65/EU | Compliant |
| EU ELV Directive 2000/53/EC | Compliant |
| China RoHS 2 Directive MIIT Order No 32, 2016 | No Restricted Materials Above Threshold |
| EU REACH Regulation (EC) No. 1907/2006 | Current ECHA Candidate List: JAN 2020 (205) Candidate List Declared Against: JAN 2020 (205) Does not contain REACH SVHC |
| Halogen Content | Low Halogen - Br, Cl, F, I < 900 ppm per homogenous material. Also BFR/CFR/PVC Free |
| Solder Process Capability | Hand solderable with lead free solder |

Product Compliance Disclaimer







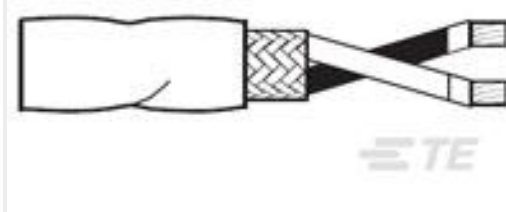

This information is provided based on reasonable inquiry of our suppliers and represents our current actual knowledge based on the information they provided. This information is subject to change. The part numbers that TE has identified as EU RoHS compliant have a maximum concentration of 0.1% by weight in homogenous materials for lead, hexavalent chromium, mercury, PBB, PBDE, DBP, BBP, DEHP, DIBP, and 0.01% for cadmium, or qualify for an exemption to these limits as defined in the Annexes of Directive 2011/65/EU (RoHS2). Finished electrical and electronic equipment products will be CE marked as required by Directive 2011/65/EU. Components may not be CE marked. Additionally, the part numbers that TE has identified as EU ELV compliant have a maximum concentration of 0.1% by weight in homogenous materials for lead, hexavalent chromium, and mercury, and 0.01% for cadmium, or qualify for an exemption to these limits as defined in the Annexes of Directive 2000/53/EC (ELV). Regarding the REACH Regulation, the information TE provides on SVHC in articles for this part number is based on the latest European Chemicals Agency (ECHA) 'Guidance on requirements for substances in articles' posted at this URL: <https://echa.europa.eu/guidance-documents/guidance-on-reach>

Compatible Parts



| | | | |
|--|---|---|---|
|  <p>TE Model / Part # 2176442-7 HCF80 75W 100R 5% LEAD</p> |  <p>TE Model / Part # 2176442-8 HCF80 75W 150R 5% LEAD</p> |  <p>TE Model / Part # 1-2176442-3 HCF80 75W 1K0 5% LEAD</p> |  <p>TE Model / Part # 2176442-9 HCF80 75W 220R 5% LEAD</p> |
|  <p>TE Model / Part # 2176442-3 HCF80 75W 22R 5% LEAD</p> |  <p>TE Model / Part # 1-2176442-0 HCF80 75W 330R 5% LEAD</p> |  <p>TE Model / Part # 2176442-4 HCF80 75W 33R 5% LEAD</p> |  <p>TE Model / Part # 1-2176442-1 HCF80 75W 470R 5% LEAD</p> |
|  <p>TE Model / Part # 2176442-5 HCF80 75W 47R 5% LEAD</p> |  <p>TE Model / Part # 2176442-1 HCF80 75W 4R7 5% LEAD</p> |  <p>TE Model / Part # 1-2176442-2 HCF80 75W 680R 5% LEAD</p> |  <p>TE Model / Part # 2176442-6 HCF80 75W 68R 5% LEAD</p> |

Customers Also Bought

| | | | |
|---|--|--|---|
|  <p>TE Model / Part #2176391-7 RQ 1206 14K3 0.1% 10PPM 5K RL</p> |  <p>TE Model / Part #3-1614349-0 RN 0603 150K 0.1% 10PPM CUT LENGTH</p> |  <p>TE Model / Part #1-1879447-6 TE 200W 18R 5% Bracket</p> |  <p>TE Model / Part #YDTS20Z25-04ANV001 RECP ASSY</p> |
|  <p>TE Model / Part #1-928836-5 MOD2 STIFT M A-PIN</p> |  <p>TE Model / Part #2-1879125-8 RN 0402 63R4 0.1% 10PPM CUT LENGTH</p> |  <p>TE Model / Part #9415933001 99M1121-20-0/2-0</p> |  <p>TE Model / Part # YACT26MD05HNV00100 STRAIGHT PLUG</p> |



Documents

Product Drawings

[HCF80 75W 10R 5% LEAD](#)

English

CAD Files

[3D PDF](#)

3D

Customer View Model

[ENG_CVM_CVM_2176442-2_A.2d_dxf.zip](#)

English

Customer View Model

[ENG_CVM_CVM_2176442-2_A.3d_igs.zip](#)

English

Customer View Model

[ENG_CVM_CVM_2176442-2_A.3d_stp.zip](#)

English

By downloading the CAD file I accept and agree to the [Terms and Conditions](#) of use.

Datasheets & Catalog Pages

[Aluminium Housed Breaking Resistor - Type HCF Series](#)

English