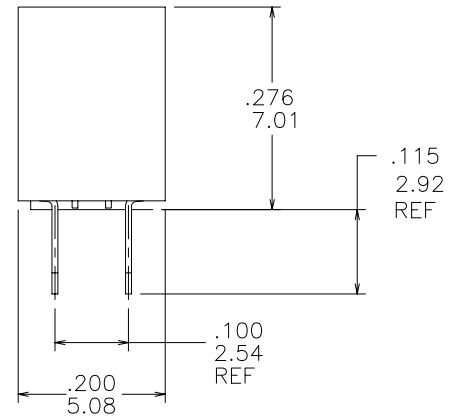
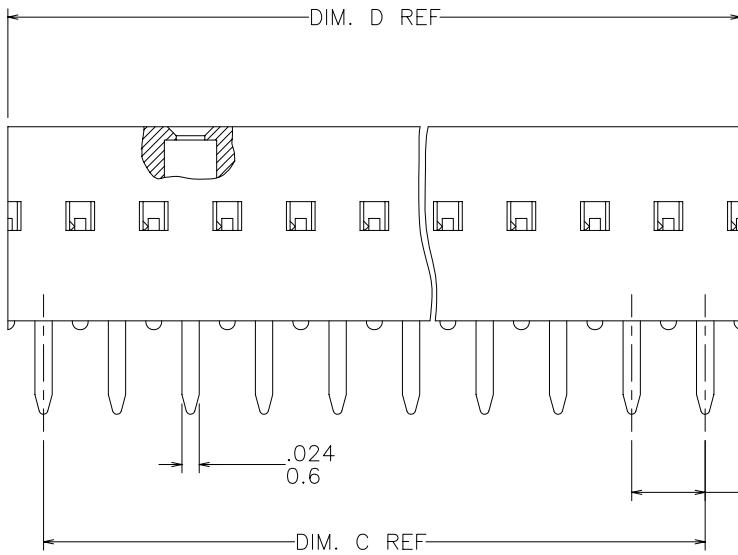
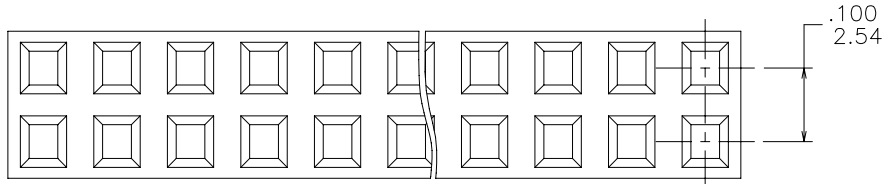


PRODUCT NO.
SEE TABLE

68683 - XXX - LF
 LEAD FREE OPTION
 PACKAGING OPTIONS .OMIT IF NOT REQUIRED.
 NO. OF POSITIONS PER ROW
 PLATING CODE
 BASE PART NUMBER



mat'l. code		surface		tolerance		projection		product family	
-		ISO 1302 ✓		ISO 406 ISO 1101		⊕		DUBOX	
ltr	ecn	no	dr	date		tolerances unless otherwise specified		title	
K	V10122	GIP	01/08/02	angles		.xx ±.01/.3		DUBOX DBL. ROW VERT.	
L	V11677	GIP	01/22/02	linear		.xxx ±.005/.13		CARD CONNECTOR ASS'Y.	
M	V03-0309	HTB	04/29/03	0°±2'		.xxxx ±.0020/.051		scale 4:1	
N	V05-0463	DPU	06/28/05	dr		J. SHREINER 02/05/91		dwg no	
P	M06-0237	MN	06/19/06	enfr		M. HAHN 02/05/91		sheet 1 of 4 size	
R	M06-0433	AGS	10/31/06	chr		M. HAHN 02/05/91		68683 A3	
S	M07-0203	MHT	5/01/07	appd		M. HAHN 02/05/91		type Product Customer Drawing	
sheet	revision	S	S	S	S	S	S	S	S
index	sheet	1	2	3	4				



Copyright FCI

PRODUCT NO NOTE 8	PLATING CONTACT AREA	PLATING SOLDER TAIL	
68683-2XX	15u"/.38u Au MIN OVER 50u"/1.27u Ni MIN	100μ"/160μ" 2.54μ/4.06μ ^{SN}	SEE NOTE 11
68683-3XX	30u"/.76u Au MIN OVER 50u"/1.27u Ni MIN	100μ"/160μ" 2.54μ/4.06μ ^{SN}	SEE NOTE 11
68683-4XX	100μ"/160μ" 2.54μ/4.06μ ^{SN}	100μ"/160μ" 2.54μ/4.06μ ^{SN}	
68683-6XX	30u"/.76u Au MIN OVER 50u"/1.27u Ni MIN	100μ"/160μ" 2.54μ/4.06μ ^{SN}	SEE NOTE 11
68683-8XX	30u"/.76u Au MIN OVER 50u"/1.27u Ni MIN	100μ"/160μ" 2.54μ/4.06μ ^{SN}	OBSOLETE

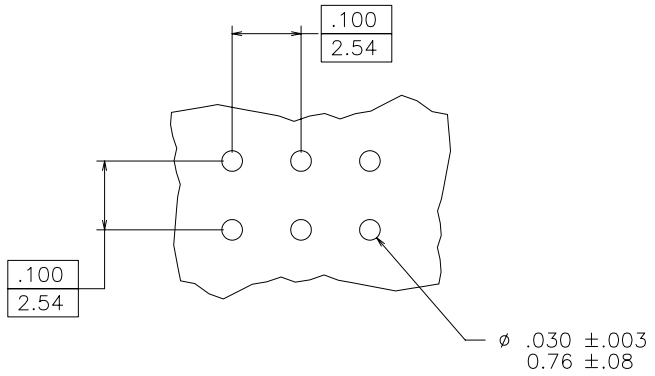


FIGURE A

NOTES:

- MATERIAL TERMINAL: PHOSPHOR BRONZE,
- RECOMMENDED APPLICATION DATA:
 - RECOMMENDED HOLE PATTERN IS SHOWN IN FIGURE A.
 - ALL MATING PINS TO BE .025/.64 SQUARE ON TRUE CENTER OF GIVEN TERMINAL SPACINGS WITHIN .015/.38 DIA.
 - SUGGESTED MATING PIN LENGTH .210±.020/5.33±.51
 - RECOMMENDED PC BOARD THICKNESS: .062/1.58
- MATERIAL HOUSING P.P.S. FILLED, COLOR BLACK, FLAME RETARDANT PER UL 94V-0
THIS PART WILL WITHSTAND EXPOSURES TO 260°C PEAK TEMPERATURE FOR 20 SECONDS IN WAVE SOLDER, INFRA-RED OR VAPOR PHASE SOLDER PROCESS.
- FCI, FCI FINAL PART NUMBER AND DATE CODE TO BE MARKED ON TUBE LABEL.
- PREPLATED, STAMPED TERMINALS.
- PART NUMBER WITH SUFFIX "U" IS FOR SAWING PURPOSES ONLY.
- STANDARD TUBE PACKAGE PER BUS-14-097/3.
- ADD LF SUFFIX AT THE END OF PART NUMBER FOR LEAD FREE OPTION.
- THESE PRODUCTS MEETS EUROPEAN UNION DIRECTIVES AND OTHER COUNTRY REGULATION AS DESCRIBED IN GS-22-008.
- "THIS PRODUCT HAS 100% TIN PLATING IN THE INTERFACE AND HAS NOT BEEN TESTED FOR WHISKER GROWTH IN ALL INTERCONNECT ENVIRONMENT".
- PLATING OPTIONS:
MAY BE EITHER GOLD OR GXT PLATED AT MANUFACTURER'S OPTION.

mat'l. code		surface		tolerance		projection		product family	
-		ISO 1302 ✓		ISO 406 ISO 1101		⊕		DUBOX	
ltr		ecn		no		dr		date	
S									
angles		linear		.xx ±.01/.3		INCH/MM		title	
0°±2'				.xxx ±.005/.13		scale 4:1		DUBOX DBL. ROW VERT. CARD CONNECTOR ASS'Y.	
dr		J. SHREINER		02/05/91		FCI		dwg no	
enr		M. HAHN		02/05/91				sheet 2 of 4 size	
chr		M. HAHN		02/05/91				68683 A3	
appd		M. HAHN		02/05/91				type Product Customer Drawing	
sheet index		revision sheet							

Copyright FCI
FCIconnect.com

PRODUCT NUMBER	NO. OF POSITION	C DIM	D DIM	LF OPTION
68683-Y02	2 X 2	.100/2.54	.217/5.51	NOTE 8
-Y03	2 X 3	.200/5.08	.317/8.05	
-Y04	2 X 4	.300/7.62	.417/10.59	
-Y05	2 X 5	.400/10.16	.517/13.13	
-Y06	2 X 6	.500/12.70	.617/15.67	
-Y07	2 X 7	.600/15.24	.717/18.21	
-Y08	2 X 8	.700/17.78	.817/20.75	
-Y09	2 X 9	.800/20.32	.917/23.29	
-Y10	2 X 10	.900/22.86	1.017/25.83	
-Y11	2 X 11	1.000/25.40	1.117/28.37	
-Y12	2 X 12	1.100/27.94	1.217/30.91	
-Y13	2 X 13	1.200/30.48	1.317/33.45	
-Y14	2 X 14	1.300/33.02	1.417/35.99	
-Y15	2 X 15	1.400/35.56	1.517/38.53	
-Y16	2 X 16	1.500/38.10	1.617/41.07	
-Y17	2 X 17	1.600/40.64	1.717/43.61	
-Y18	2 X 18	1.700/43.18	1.817/46.15	
-Y19	2 X 19	1.800/45.72	1.917/48.69	
-Y20	2 X 20	1.900/48.26	2.017/51.23	
-Y21	2 X 21	2.000/50.80	2.117/53.77	
-Y22	2 X 22	2.100/53.34	2.217/56.31	
-Y23	2 X 23	2.200/55.88	2.317/58.85	
-Y24	2 X 24	2.300/58.42	2.417/61.39	
68683-Y25	2 X 25	2.400/60.96	2.517/63.93	

NOTE 8



Copyright FCI

mat'l. code		surface		tolerance		projection		product family	
-		ISO 1302 ✓		ISO 406 ISO 1101				DUBOX	
ltr	ecn	no	dr	date		tolerances unless otherwise specified		title	
S						angles linear .xx ±.01/.3 .xxx ±.005/.13 .xxxx ±.0020/.051		INCH/MM scale 4:1	
				dr		J. SHREINER		02/05/91	
				enfr		M. HAHN		02/05/91	
				chr		M. HAHN		02/05/91	
				appd		M. HAHN		02/05/91	
sheet		revision							
index		sheet							
								title DUBOX DBL. ROW VERT. CARD CONNECTOR ASS'Y. dwg no 68683 sheet 3 of 4 size A3 type Product Customer Drawing	



form: A3

PRODUCT NUMBER	NO. OF POSITION	C DIM	D DIM	LF OPTION
68683-Y26	2 X 26	2.500/63.50	2.617/66.47	NOTE 8
-Y27	2 X 27	2.600/66.04	2.717/69.01	
-Y28	2 X 28	2.700/68.58	2.817/71.55	
-Y29	2 X 29	2.800/71.12	2.917/74.09	
-Y30	2 X 30	2.900/73.66	3.017/76.63	
-Y31	2 X 31	3.000/76.20	3.117/79.17	
-Y32	2 X 32	3.100/78.74	3.217/81.71	
-Y33	2 X 33	3.200/81.28	3.317/84.25	
-Y34	2 X 34	3.300/83.82	3.417/86.79	
-Y35	2 X 35	3.400/86.36	3.517/89.33	
-Y36	2 X 36	3.500/88.90	3.617/91.87	
-Y37	2 X 37	3.600/91.44	3.717/94.41	
-Y38	2 X 38	3.700/93.98	3.817/96.95	
-Y39	2 X 39	3.800/96.52	3.917/99.49	
-Y40	2 X 40	3.900/99.06	4.017/102.03	
-Y41	2 X 41	4.000/101.60	4.117/104.57	
-Y42	2 X 42	4.100/104.14	4.217/107.11	
-Y43	2 X 43	4.200/106.68	4.317/109.65	
-Y44	2 X 44	4.300/109.22	4.417/112.19	
-Y45	2 X 45	4.400/111.76	4.517/114.73	
-Y46	2 X 46	4.500/114.30	4.617/117.27	
-Y47	2 X 47	4.600/116.84	4.717/119.81	
-Y48	2 X 48	4.700/119.38	4.817/122.35	
-Y49	2 X 49	4.800/121.92	4.917/124.89	
68683-Y50	2 X 50	4.900/124.46	5.017/127.43	
68683-Y50U	2 X 50	4.900/124.46	5.017/127.43	

SEE NOTE 6



FCIconnect.com

Copyright FCI

mat'l. code		surface		tolerance		projection		product family	
-		ISO 1302		ISO 406				DUBOX	
-		ISO 1101		tolerances unless otherwise specified				title	
ltr		ecn no		date		INCH/MM		DUBOX DBL. ROW VERT. CARD CONNECTOR ASS'Y.	
S						scale 4:1		dwg no	
								sheet 4 of 4 size	
								68683 A3	
								type Product Customer Drawing	
sheet index		revision sheet							

form: A3

Mouser Electronics

Authorized Distributor

Click to View Pricing, Inventory, Delivery & Lifecycle Information:

[FCI / Amphenol:](#)

[68683-604](#) [68683-202](#) [68683-206](#) [68683-207](#) [68683-208](#) [68683-209](#) [68683-211](#) [68683-212](#) [68683-213](#) [68683-214](#) [68683-215](#) [68683-216](#) [68683-218](#) [68683-219](#) [68683-220](#) [68683-221](#) [68683-222](#) [68683-223](#) [68683-224](#) [68683-226](#) [68683-227](#) [68683-228](#) [68683-229](#) [68683-230](#) [68683-231](#) [68683-232](#) [68683-233](#) [68683-234](#) [68683-235](#) [68683-236](#) [68683-237](#) [68683-238](#) [68683-239](#) [68683-240](#) [68683-241](#) [68683-242](#) [68683-243](#) [68683-244](#) [68683-245](#) [68683-246](#) [68683-247](#) [68683-248](#) [68683-249](#) [68683-250](#) [68683-323](#) [68683-331](#) [68683-333](#) [68683-335](#) [68683-337](#) [68683-341](#) [68683-343](#) [68683-344](#) [68683-345](#) [68683-346](#) [68683-347](#) [68683-348](#) [68683-349](#) [68683-402](#) [68683-403](#) [68683-404](#) [68683-405](#) [68683-406](#) [68683-409](#) [68683-410](#) [68683-411](#) [68683-412](#) [68683-413](#) [68683-414](#) [68683-415](#) [68683-416](#) [68683-417](#) [68683-418](#) [68683-419](#) [68683-420](#) [68683-421](#) [68683-422](#) [68683-423](#) [68683-424](#) [68683-425](#) [68683-426](#) [68683-427](#) [68683-428](#) [68683-429](#) [68683-430](#) [68683-431](#) [68683-432](#) [68683-433](#) [68683-434](#) [68683-435](#) [68683-436](#) [68683-437](#) [68683-438](#) [68683-439](#) [68683-440](#) [68683-441](#) [68683-442](#) [68683-443](#) [68683-444](#) [68683-445](#) [68683-446](#)