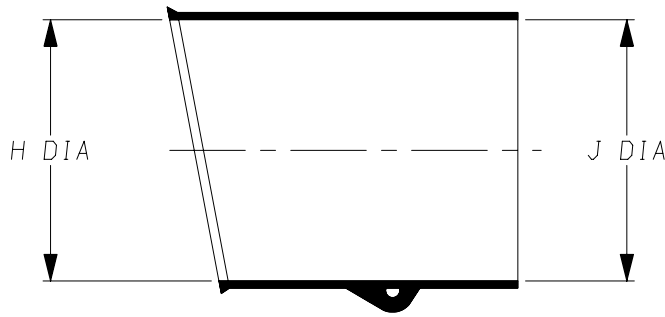
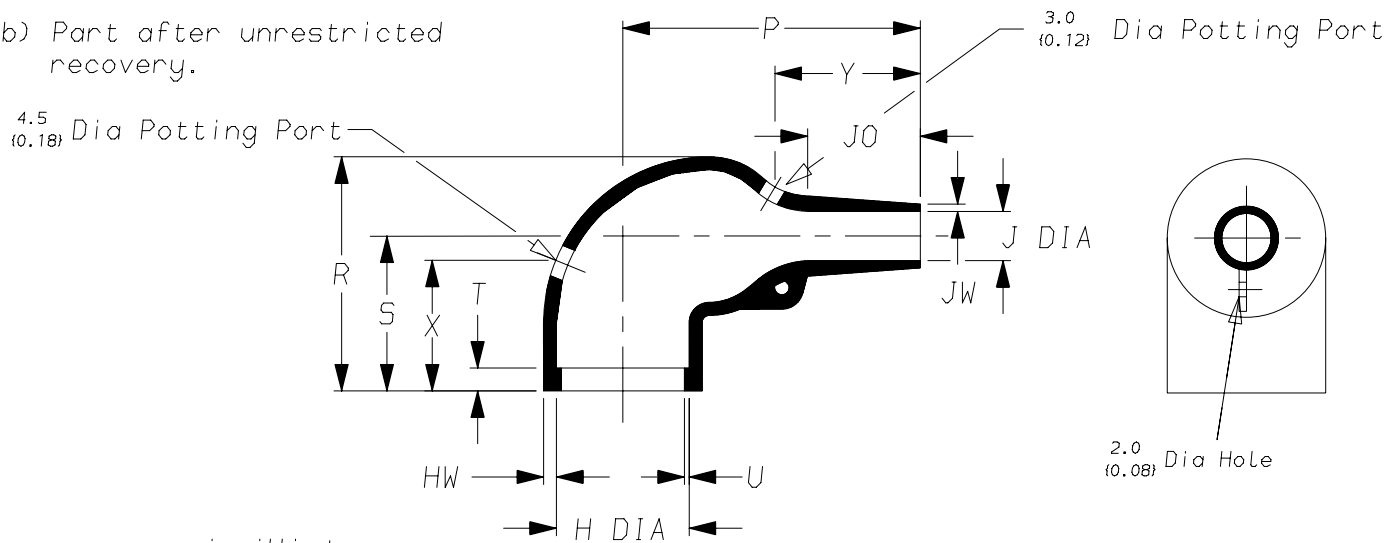


a) Part as supplied.

222K1\*\*



b) Part after unrestricted recovery.



DIMENSIONS in millimetres  
(in inches, for reference)

Part No.	H		J		P	R	S	T	U	J0	HW	JW	X	Y
	Min a	Max b	Min a	Max b	±10% b	±10% b	±10% b	±10% b	±10% b	±10% b	±20% b	±20% b	±20% b	±20% b
222K121	24 (0.94)	10.4 (0.41)	24 (0.94)	5.6 (0.22)	25 (0.98)	25 (0.98)	19 (0.75)	3.0 (0.12)	1.0 (0.04)	8.5 (0.33)	1.3 (0.05)	0.5 (0.02)	18 (0.71)	16 (0.63)
222K132	30 (1.18)	14.2 (0.56)	30 (1.18)	5.9 (0.23)	32 (1.26)	27 (1.06)	20 (0.79)	3.0 (0.12)	1.0 (0.04)	8.5 (0.33)	1.5 (0.06)	0.8 (0.03)	18 (0.71)	20 (0.79)
222K142	31 (1.22)	18.0 (0.71)	31 (1.22)	7.1 (0.28)	39 (1.54)	31 (1.22)	21 (0.83)	3.0 (0.12)	1.0 (0.04)	15.0 (0.59)	1.8 (0.07)	1.0 (0.04)	18 (0.71)	20 (0.79)
222K152	36 (1.42)	22.4 (0.88)	36 (1.42)	8.4 (0.33)	46 (1.81)	38 (1.50)	26 (1.02)	3.0 (0.12)	1.0 (0.04)	16.0 (0.63)	1.8 (0.07)	1.0 (0.04)	25 (0.98)	25 (0.98)
222K163	43 (1.69)	28.2 (1.11)	43 (1.69)	9.9 (0.39)	55 (2.17)	45 (1.77)	30 (1.18)	3.0 (0.12)	1.7 (0.07)	17.5 (0.69)	2.0 (0.08)	1.0 (0.04)	25 (0.98)	30 (1.18)
222K174	60 (2.36)	35.1 (1.38)	60 (2.36)	15.7 (0.62)	80 (3.15)	54 (2.13)	35 (1.38)	3.0 (0.12)	1.7 (0.07)	32.0 (1.26)	3.3 (0.13)	1.5 (0.06)	25 (0.98)	45 (1.77)
222K185	66 (2.60)	44.5 (1.75)	66 (2.60)	16.8 (0.66)	108 (4.25)	68 (2.68)	42 (1.65)	3.0 (0.12)	2.0 (0.08)	48.0 (1.89)	3.8 (0.15)	2.0 (0.08)	35 (1.38)	70 (2.76)

Copyright (!)

The copyright in this drawing is the property of Tyco Electronics UK Ltd. The drawing is issued on the condition that it is not copied, reproduced or disclosed to a third party, either in whole or in part without the prior written consent of Tyco Electronics UK Ltd.

Drawn A.LILLEY. Checked

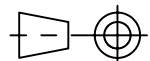
Issue 11 Date April 2008

Conforms to ISO Recommendations  
3rd Angle Projection  
Not to Scale

Approval  
Design

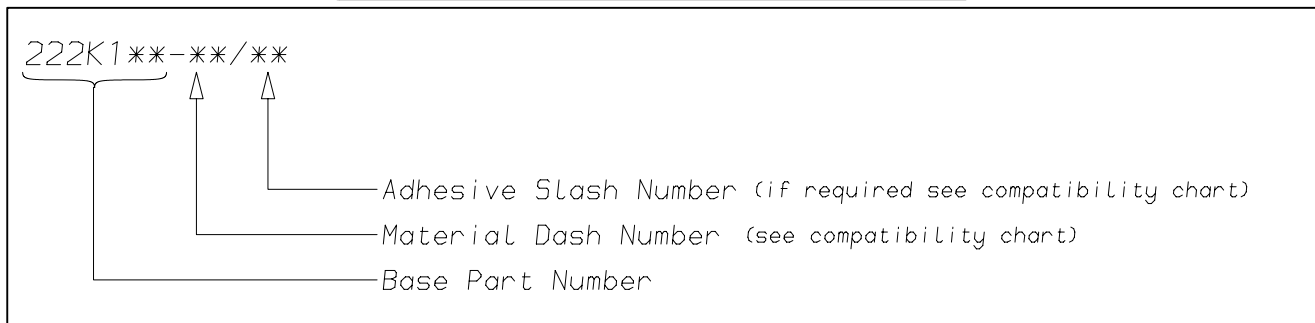
MKTG.

Tech.



<b>Raychem</b>		<b>Specification Control Drawing</b>	Part Number <b>222K1**</b>	Issue 11
Iss.	Date	E.C.R. No.	Details of Change	
2	June 1979	2184	Plating spec removed.	
3	August 1982	2958	Product description system added.	
4	January 1984	****	222K174 H&Ja was 52, eyelet clip note removed.	
5	March 1984	4146	Redrawn & viton deleted.	
6	August 1986	4865	J0 dimension changed.	
7	May 1966	****	Redrawn.	
8	June 1999	CR99-HM-0013	222K142 J0 dim changed to 15	
9	May 2001	CR01-HM-0008	Redrawn to include inches.	
10	April 2004	CR04-HM-0001	/180 adhesive added to -3 material.	
11	April 2008	CR07-HM-010	SCD was titled 222K121 thru 185	

### (Ordering Information)



### (COMPATIBILITY CHART)

Material Dash Number	Material Description	SPEC Number	Coating Slash Number
-3	POLYOLEFIN, SEMI-RIGID	RT-301	/42, /86, /180
-4	POLYOLEFIN, FLEXIBLE	RT-1304	/42, /86, /180
-25	ELASTOMER, FLUID RESISTANT	RW-2070	/42, /86, /225
-130	POLYOLEFIN, COMMERCIAL FLEXIBLE	RW-2008	/42

#### NOTES

- ① If eyelet clip (000W212) is required with part then add CS-1858 to description (i.e. 222K132-3-CS-1858-0).
- ② As supplied dimensions are for uncoated parts, when coating is added entry diameters will reduce by 1.5mm Max.
- ③ Potting ports are optional, when specified by suffix :- -00 they will be located as shown.
- ④ For -12 SCD see 222K1\*\*-12.
- ⑤ For -100 SCD see 222K1\*\*-100

Tyco Electronics UK Ltd. Faraday Road, Swindon, Wiltshire, SN3 5HH England Telephone: (01793) 528171 Fax: 572516	Tyco Electronics Corporation 300, Constitution Drive, Menlo Park, CA 94025 USA Telephone (650) 361-3860 Fax: (650) 361-5579
Cage Code K1010	Cage Code 06090