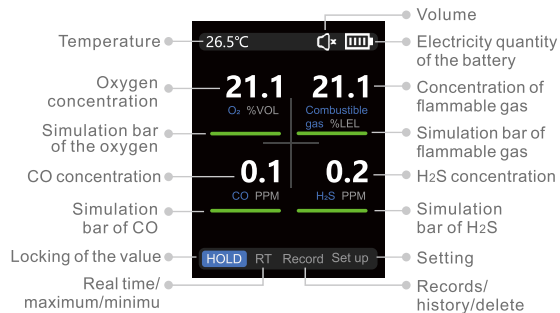


# GAS DETECTOR

## JMS19




## Main Interface






## Product Functions

### 1. Turn on/off

**Turn on:** Long press the power/confirm key "  " for booting In shutdown mode.

**Turn off:** Long press the power/confirm key "  " for shutdown in power-on mode, during turning off, all the data saved by the user will be kept.

### 2. The Function of HOLD


Press left/right key "   " to select "HOLD", and then, press the power/confirm key "  " to enable HOLD mode for locking the values.

When the system enters this mode, the word of HOLD will be indicated on upper side, which refers to data holding mode, concentration data in the main interface will not be changed any more.



### 3. Real Time/Minimum/Maximum

Select "real time" function, press the power/confirm key "  " to select the modes of real time/maximum/minimum.

### 4. Record/History/Delete Functions

Select "record" function, press the power/confirm key "  " to select the options of record/history/delete.

#### ① Record:


After selecting "record", press the power/confirm key "  " to enter data record function, re-select "record", and press the power/confirm key "  ", the record mode will quit.

When the system enters record mode, it will record and save the data according to the record interval time set currently.

#### ② History:


Select this option and press the power/confirm key, to enter history view function, you can check previous history data.

### ③ Delete:

After selecting this option, press the power/confirm key " " to enter delete function, all history records will be deleted automatically.

**Notes:** During entering history, delete, or setting interface, the record mode will quit.

### 5. Setting Function

After selecting "setting"function, press the power/confirm key " ", you can set temperature unit ( °C/°F ), backlight time, automatic shutdown, alarm voice, automatic calibration, threshold adjustment (for quitting, you need to long press power/confirm key) and record interval.

### 6. Power-on preheating function

After starting up, some gases need to be preheated before normal testing.

### 7. Ambient temperature test function

The upper left corner will detect the ambient temperature in real time and display it.

## Product Parameters

|                                      |   |
|--------------------------------------|---|
| Model                                | JMS19   |
| Functions                            | Oxygen%VOL/CO PPM/<br>flammable gas %LEL/H <sub>2</sub> S PPM |
| Display Screen                       | Colorful screen   |
| HOLD Function                        | Lock current test data  |
| Function Test                        | Real time/minimum/<br>maximum functions                       |
| Record/History/<br>Delete Functions  | √   |
| Real-time Ambient<br>Temperature     | °C/°F   |
| Backlight Function                   | 15S/30S/1 minute/normal on                                    |
| Automatic Shutdown                   | 15 minutes/30minutes/never                                    |
| Alarm Voice                          | On/Off  |
| Automatic Calibration                | √   |
| Threshold Adjustment                 | √   |
| Record Interval                      | 1~999 S   |
| Factory Reset/all<br>Erase Functions | √   |
| Power Supply                         | 3.7V polymer lithium-ion batter                               |
| Product Dimensions                   | 145×66×33mm   |

## Packing List

|                               |         |  |         |
|-------------------------------|---------|--|---------|
| Gas Detector                  | 1 set   | Type-C USB cable                               | 1 piece |
| User Manual                   | 1 copy  | Colorful box                                   | 1 piece |
| Certificate/<br>warranty Card | 1 copy  | Considerations card<br>for the lithium battery | 1 copy  |
| Hose                          | 2 piece |  |         |

|            |                          |         |      |
|------------|--------------------------|---------|------|
| 设计         | 品名                       | 样式      | 印刷要求 |
| CZG        | JMS19说明书折页英文-V1 20231228 | 3折页     | 彩色   |
| 日期         | 品号                       | 页码      |      |
| 2023.12.28 | 304-S3001-0008           |         |      |
| 样品         | 尺寸                       | 材质      |      |
|            | 240×115mm                | 128g铜版纸 |      |
| 变更记录       |                          |         |      |
|            |                          |         |      |
|            |                          |         |      |