



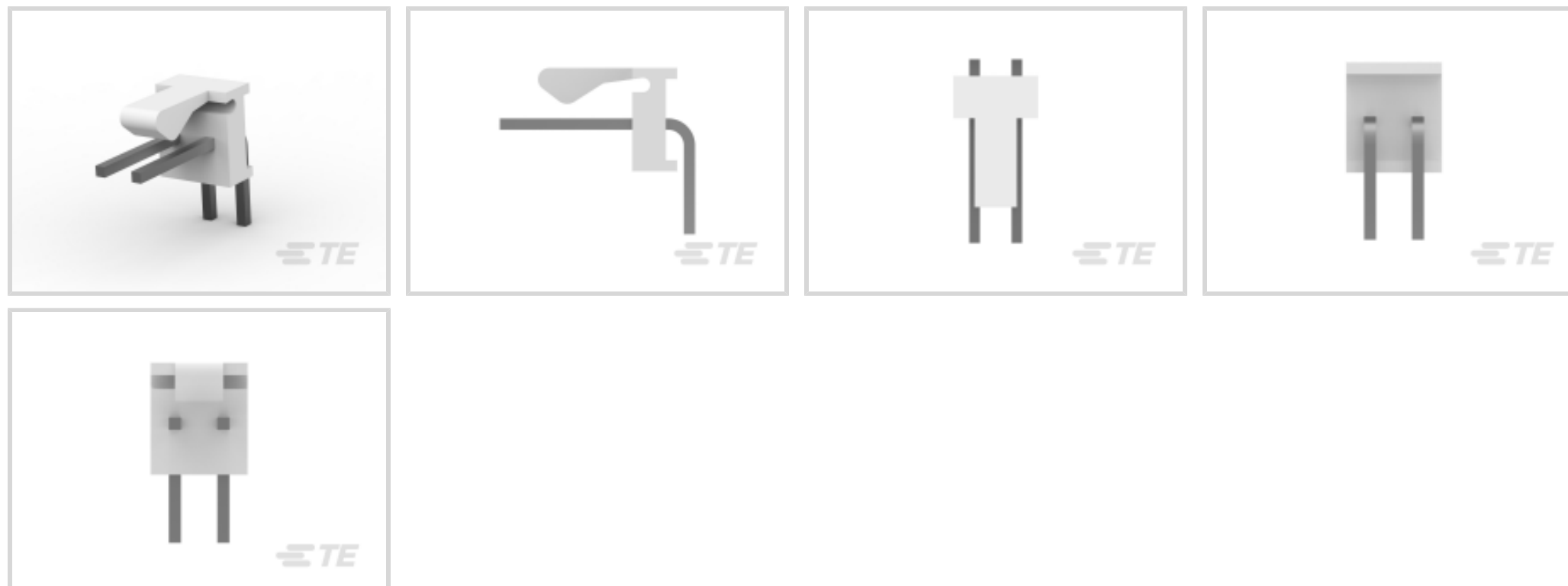
MTA | MTA 100

TE Part # 640457-2

TE Internal #: 640457-2

[View on TE.com >](#)

Connectors > PCB Connectors > Wire-to-Board Connectors > Wire-to-Board Headers & Receptacles



PCB Connector Assembly Type: **PCB Mount Header**

PCB Mount Orientation: **Right Angle**

Connector System: **Wire-to-Board**

Number of Positions: **2**

Centerline (Pitch): **2.54 mm [.1 in]**

## Features

### Product Type Features

PCB Connector Assembly Type	PCB Mount Header
Connector System	Wire-to-Board
Header Type	Unshrouded
Sealable	No
Connector & Contact Terminates To	Printed Circuit Board

### Configuration Features

PCB Mount Orientation	Right Angle
Number of Positions	2
Number of Rows	1

### Electrical Characteristics

Operating Voltage	250 VAC
-------------------	---------

### Contact Features

Contact Layout	Inline
Contact Underplating Material Thickness	1.27 $\mu$ m[50 $\mu$ in]
PCB Contact Termination Area Plating Material Thickness	3.81 $\mu$ m[150 $\mu$ in]

Mating Post Length	7.49 mm[.295 in]
Contact Shape	Square
Contact Underplating Material	Nickel
PCB Contact Termination Area Plating Material	Tin
Contact Base Material	Copper Alloy
Contact Mating Area Plating Material	Tin
Contact Mating Area Plating Material Thickness	3.81 $\mu$ m[150 $\mu$ in]
Contact Type	Pin
Contact Current Rating (Max)	5 A

### Termination Features

Termination Post & Tail Length	3.56 mm[.14 in]
Termination Method to Wire & Cable	Solder
Termination Method to Printed Circuit Board	Through Hole - Solder

### Mechanical Attachment

Strain Relief	Without
Mating Retention Type	Friction Lock
Mating Alignment	Without
Panel Mount Feature	Without
PCB Mount Alignment	Without
Mating Retention	With
PCB Mount Retention	Without
Connector Mounting Type	Board Mount
Contact Retention	Without

### Housing Features

Right Angle Bending Side	Front
Centerline (Pitch)	2.54 mm[.1 in]
Housing Color	Natural
Housing Material	Polyester - GF

### Dimensions

Connector Length	7.62 mm[.3 in]
Connector Height	7.87 mm[.31 in]
PCB Thickness (Recommended)	1.6 mm[.063 in]



### Usage Conditions

Operating Temperature Range	-55 – 105 °C[-67 – 221 °F]
-----------------------------	----------------------------

### Operation/Application

Circuit Application	Signal
---------------------	--------

### Industry Standards

CSA Rating	Certified
UL Flammability Rating	UL 94V-0
Agency/Standard	CSA, UL
CSA File Number	LR7189
UL Rating	Recognized
UL File Number	E28476

### Packaging Features

Packaging Quantity	1
Packaging Method	Package

### Product Compliance

[For compliance documentation, visit the product page on TE.com>](#)

EU RoHS Directive 2011/65/EU	Compliant
EU ELV Directive 2000/53/EC	Compliant
China RoHS 2 Directive MIIT Order No 32, 2016	No Restricted Materials Above Threshold
EU REACH Regulation (EC) No. 1907/2006	Current ECHA Candidate List: JAN 2019 (197) Candidate List Declared Against: JAN 2019 (197)
Halogen Content	Not Low Halogen - contains Br or Cl > 900 ppm.
Solder Process Capability	Wave solder capable to 265°C

#### Product Compliance Disclaimer

This information is provided based on reasonable inquiry of our suppliers and represents our current actual knowledge based on the information they provided. This information is subject to change. The part numbers that TE has identified as EU RoHS compliant have a maximum concentration of 0.1% by weight in homogenous materials for lead, hexavalent chromium, mercury, PBB, PBDE, DBP, BBP, DEHP, DIBP, and 0.01% for cadmium, or qualify for an exemption to these limits as defined in the Annexes of Directive 2011/65/EU (RoHS2). Finished electrical and electronic equipment products will be CE marked as required by Directive 2011/65/EU. Components may not be CE marked. Additionally, the part numbers that TE has identified as EU ELV compliant have a maximum concentration of 0.1% by weight in homogenous materials for lead, hexavalent chromium, and mercury, and 0.01% for cadmium, or qualify for an exemption to these limits as defined in the Annexes of Directive 2000/53/EC (ELV). Regarding the REACH Regulations, TE's information on SVHC in articles for this part number is still based on the European Chemical Agency (ECHA) 'Guidance on requirements for substances in articles' (Version: 2, April 2011), applying the 0.1% weight on weight concentration threshold at the finished

product level. TE is aware of the European Court of Justice ruling of September 10th, 2015 also known as O5A (Once An Article Always An Article) stating that, in case of 'complex object', the threshold for a SVHC must be applied to both the product as a whole and simultaneously to each of the articles forming part of its composition. TE has evaluated this ruling based on the new ECHA "Guidance on requirements for substances in articles" (June 2017, version 4.0) and will be updating its statements accordingly.

## Compatible Parts




Standard Rectangular Connectors(44)



Wire-to-Board Connector Housings(1)


## Also in the Series | MTA 100



PCB Connector Covers (107)




PCB Connector Keying(1)



Standard Rectangular Connectors(1730)




Wire-to-Board Connector Contacts(18)



Wire-to-Board Headers & Receptacles(1216)

## Customers Also Bought



TE Part #5747844-4  
09 MSFL RCPT RA 318 (IN, FM,BL)



TE Part #5103309-1  
A/L LOW PRO HDR 10P VERT BLACK



TE Part #5103308-1  
A/L LOW PRO HDR 10P VERT BLACK



TE Part #292304-1  
STD USB TYPE B, R/A, T/H



## Documents

### Product Drawings

[02P MTA100 HDR ASSY SQ R/A F/L](#)

English

### CAD Files

Customer View Model

[ENG\\_CVM\\_640457-2\\_S.2d\\_dxf.zip](#)

English

Customer View Model

[ENG\\_CVM\\_640457-2\\_S.3d\\_igs.zip](#)

English

Customer View Model

[ENG\\_CVM\\_640457-2\\_S.3d\\_stp.zip](#)

English

### 3D PDF

English

### Datasheets & Catalog Pages

[MTA, CST-100 II, SL-156 and AMP Economy Power \(EP\) Connectors](#)

English

### Product Environmental Compliance

[MD\\_640457-2\\_09252018644\\_dmtec](#)

English

[MD\\_640457-2\\_09252018644\\_dmtec](#)

English

### Agency Approvals



[CSA Certificate](#)

English