

PIN Diode

■ FEATURES

- Low series resistance
- Low insertion loss
- Low capacitance
- High isolation
- RoHS compliant
- Lead free/ Halogen free



Size : 1.7mm x 0.9mm x 0.5mm

■ MECHANICAL DATA

- Case : SOD-523F (0603C) standard package molded plastic.
- Terminals : MatteTin plated, solderable per MIL-STD-750, method 2026.
- Polarity : Indicated by cathode band.

■ DESCRIPTION

- The L5206F is designed for WLAN, WiMAX, measuring instruments and other RF switching applications.

■ ABSOLUTE MAXIMUM RATINGS (Ta=25°C)

SYMBOL	PARAMETER	RATING	UNITS
VR	Reverse Voltage	180	V
PD [1]	Power Dissipation	300	mW
Tj	Junction Temperature	150	°C
Tstg	Storage Temperature Range	-55 to 150	°C

[1] Mounting on glass epoxy PCB (50mm x 50mm x 1.6mm)

■ ELECTRICAL CHARACTERISTICS (Ta=25°C)

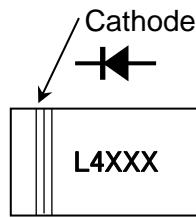
SYMBOL	PARAMETER	CONDITIONS	LIMITS			UNITS
			MIN	TYP	MAX	
IR	Reverse Current	VR = 180V	-	-	10	μ A
VF	Forward Voltage	IF = 50mA	-	-	1.0	V
Rfs	Forward Series Resistance	IF = 50mA, f = 100MHz	-	1.0	1.5	Ω
CT	Diode Capacitance	VR =40V, f = 100MHz	-	0.15	0.22	pF
Rp	Parallel Resistance	VR =0V, f = 100MHz	5.0	10.0	-	kΩ
IL [2]	Insertion Loss	IF = 30mA, f = 3GHz	-	-0.18	-	dB
ISO [2]	Isolation	VR =-20V, f = 3GHz	-	-10	-	dB

[2] Series configuration. Zo=50Ω . Losses of test fixtures are excluded from the measuring data.

L5206F

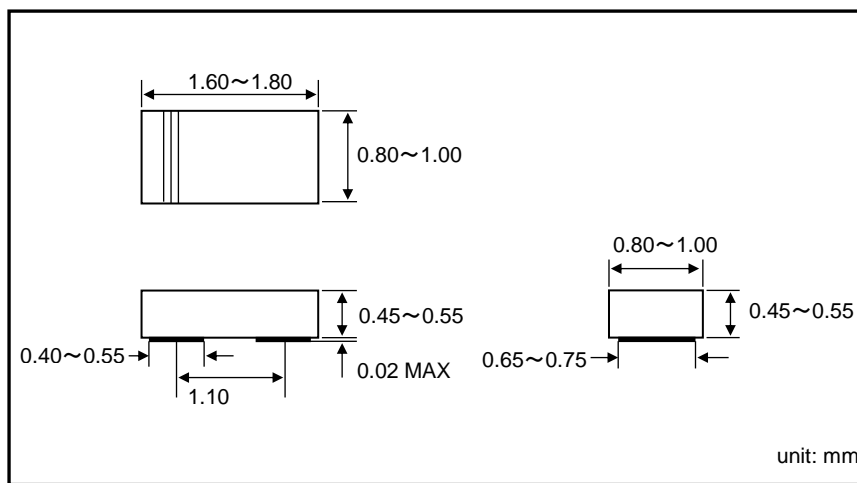
EK0506-0006 Ver.A

MARKING INFORMATION

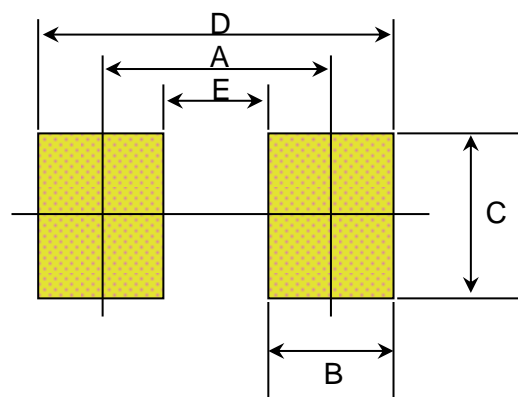


L4 : Part number L5206F
XXX : Lot code (3~4digits)

PACKAGE OUTLINE INFORMATION

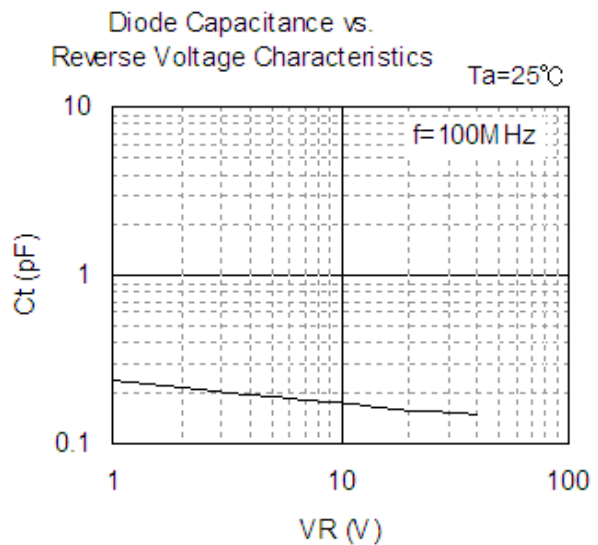
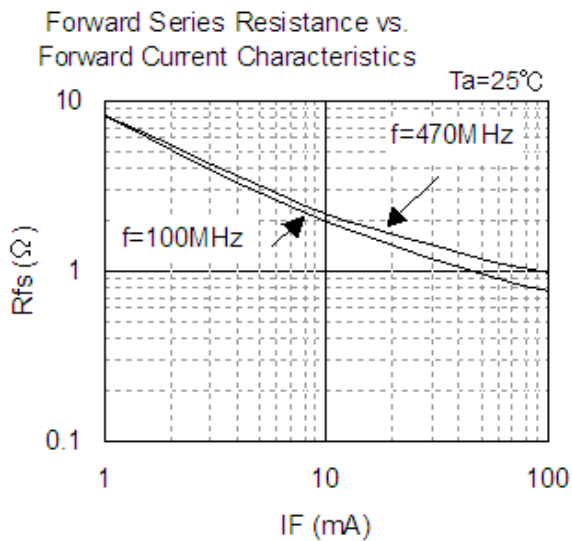
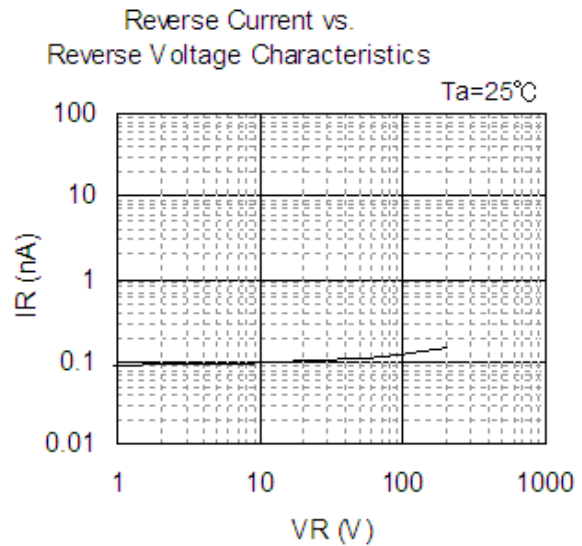
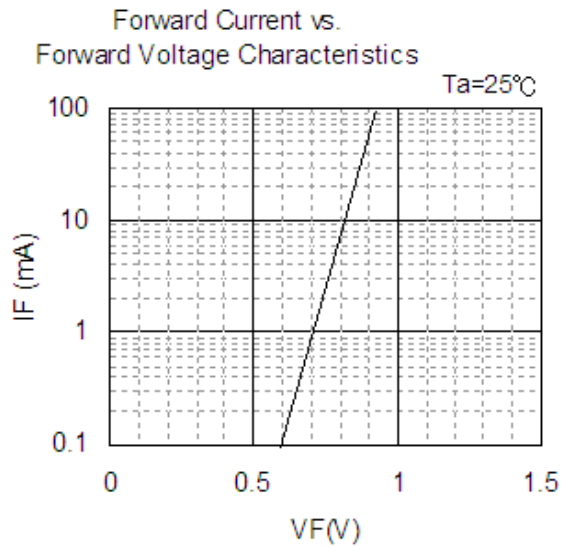


SUGGESTED PAD LAYOUT

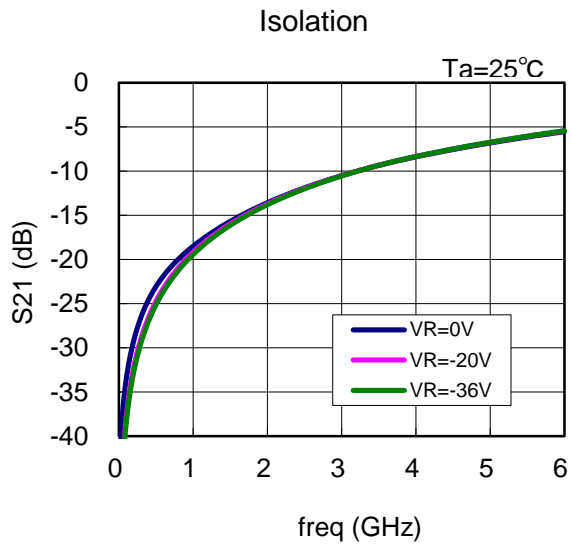
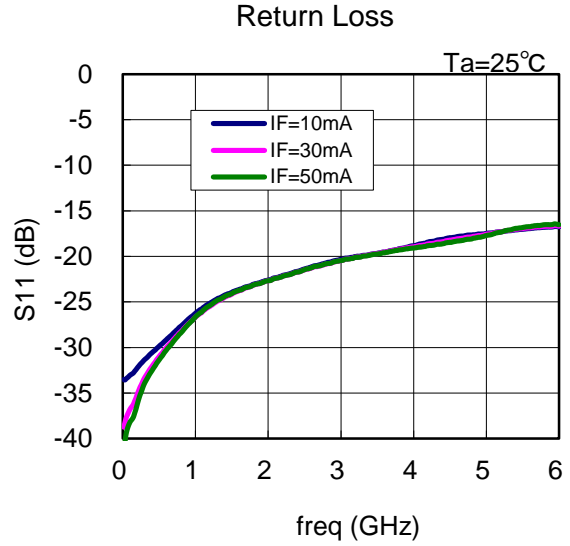
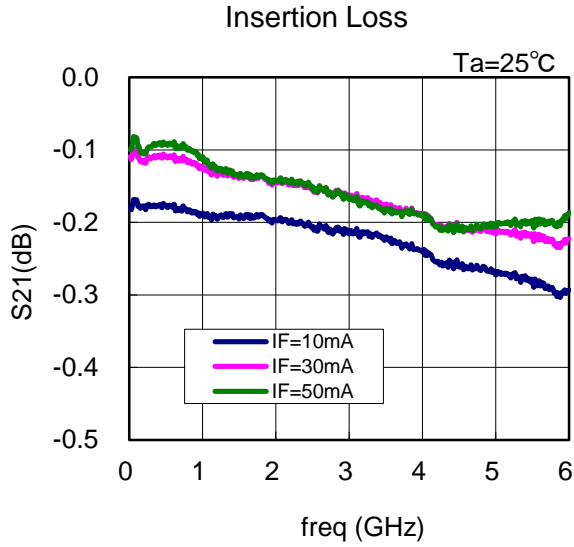


Size	SOD-523F (0603C)
A	1.1
B	0.6
C	0.8
D	1.7
E	0.5
unit	mm

■ TYPICAL PERFORMANCE CHARACTERISTICS 1



■ TYPICAL PERFORMANCE CHARACTERISTICS 2



*) Series configuration. $Z_0=50\Omega$.

Losses of test fixtures are excluded from the measuring data.



IMPORTANT NOTICE

Litec Corporation reserves the right to make changes without further notice to any product herein to make corrections, modifications, enhancements, improvements, or other changes.

Litec Corporation does not assume any liability arising out of the application or use of any product described herein; neither does it convey any license under its patent rights, nor the rights of others. The user of products in such applications shall assume all risks of such use and will agree to hold Litec Corporation and all the companies whose products are represented on our website, harmless against all damages.

The products located on our website at www.litec-corp.com are not recommended for use in life support systems where a failure or malfunction of the component may directly threaten life or cause injury without the expressed written approval of Litec Corporation.

CONTACT

CEL
4590 Patrick Henry Drive, Santa Clara, Ca 95054
TEL: (408) 919-2500
www.cel.com

Mouser Electronics

Authorized Distributor

Click to View Pricing, Inventory, Delivery & Lifecycle Information:

[CEL:](#)

[L5206F](#)