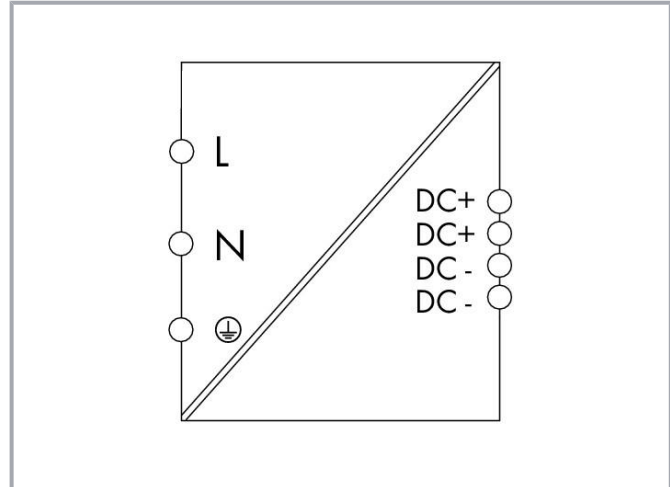



## Data sheet | Item number: 787-1712

Switched-mode power supply; Eco; 1-phase; 24 VDC output voltage; 2.5 A output current; DC-OK LED



[www.wago.com/787-1712](http://www.wago.com/787-1712)



### Item description

#### Features:

- Switched-mode power supply
- Natural convection cooling when horizontally mounted

Subject to changes. Please also observe the further product documentation!

WAGO Kontakttechnik GmbH & Co. KG  
Hansastr. 27  
32423 Minden  
Phone: +49571 887-0 | Fax: +49571 887-169  
Email: [info.de@wago.com](mailto:info.de@wago.com) | Web: [www.wago.com](http://www.wago.com)

Do you have any questions about our products?  
We are always happy to take your call at +49 (571) 887-44222.



- Encapsulated for use in control cabinets
- Suitable for both parallel and series operation
- Electrically isolated output voltage (SELV) per EN 60335-1 and UL 60950-1; PELV per EN 60204
- DIN-35 rail mountable in different positions
- Direct installation on mounting plate via cable grip

## Data

### Technical data

#### Input

Phases	1
Nominal input voltage $U_{i\text{nom}}$	1 x AC 100 ... 240 V
Input voltage range	AC 90 ... 264 V; DC 125 ... 375 V
Nominal mains frequency range	47 ... 63 Hz; 0 Hz
Input current $I_i$	$\leq 0.6$ A (230 VAC); $\leq 1.2$ A (115 VAC)
Discharge current	$\leq 1.5$ mA
Inrush current	$\leq 18$ A
Power factor correction (PFC)	Passive
Mains failure hold-up time	$\geq 10$ ms (230 VAC)

#### Output

Nominal output voltage $U_{o\text{nom}}$	DC 24 V (SELV)
Output voltage range	DC 22 ... 26 V (adjustable)
Default setting	DC 24 V
Nominal output current $I_{o\text{nom}}$	2.5 A (24 VDC; 110 ... 240 VAC); 2 A (24 VDC; 100 ... 240 VAC)
Nominal output power	60 W
Control deviation	$\leq 1$ %
Residual ripple	$\leq 200$ mV (peak-to-peak)
Overload behavior	Constant power (in overload range: $1.05 \dots 1.4 \times I_{o\text{nom}}$ ); Shutdown and automatic restart in the event of a short circuit

#### Signaling and communication

Signaling	1 x LED DC OK (green)
Operation status indicator	Green LED ( $U_o$ )

Subject to changes. Please also observe the further product documentation!



## Efficiency/power losses

Efficiency (typ.)	88 % (230 VAC; 2.5 ADC)
-------------------	-------------------------

## Circuit protection

Internal fuse	F 2 A / 250 VAC
Required backup fusing	An external DC fuse is required for the DC input voltage.
Recommended backup fusing	Circuit breaker: B6, B10

## Safety and protection

Isolation voltage (Pri.-Sec.)	DC 4.242 kV
Isolation voltage (Pri.-GND)	DC 2.2 kV
Isolation voltage (Sec.-GND)	DC 0.7 kV
Protection class	I
Protection type	IP20 (per EN 60529)
Resistance to reverse feed	≤ DC 30 V
Overvoltage category	II
Pollution degree	2
Transient suppression (primary)	Varistor
Short-circuit-protected	Yes
Open-circuit-proof	Yes
Parallel operation	Yes
Series operation	Yes, for 2 devices of the same type
MTBF	> 300,000 h (per IEC 61709)

## Connection data

Connection type (1)	Input/Output
Connection technology	CAGE CLAMP®
WAGO Connector	WAGO 236 Series
Solid conductor	0.08 ... 2.5 mm <sup>2</sup> / 28 ... 12 AWG
Fine-stranded conductor	0.08 ... 2.5 mm <sup>2</sup> / 28 ... 12 AWG
Conductor diameter	28 ... 12 AWG
Strip length	6 ... 7 mm / 0.24 ... 0.28 inch
Note (conductor cross-section)	12 AWG: THHN, THWN

## Physical data

Width	40 mm / 1.575 inch
-------	--------------------

Subject to changes. Please also observe the further product documentation!



Height	90 mm / 3.543 inch
Depth from upper edge of DIN-rail	99 mm / 3.898 inch

**Mechanical data**

Mounting type	DIN-35 rail Screw mount
---------------	----------------------------

**Material data**

Weight	300 g
--------	-------

**Environmental requirements**

Surrounding air temperature (operation)	-20 ... 60 °C
Surrounding air temperature (storage)	-25 ... 75 °C
Relative humidity	10 ... 95 % (no condensation permissible)
Derating	-4 %/K (> 45 °C)

**Standards and specifications**

Conformity marking	CE
Standards/Specifications	EN 61204-3 EN 60335-1 EN 62368-1 UL 60950-1 UL 508

**Commercial data**

PU (SPU)	1 Stück
Packaging type	box
Country of origin	CN
GTIN	4055143372466
Customs tariff number	85044082900

**Approvals / Certificates****UL-Approvals**

Logo	Approval	Additional Approval Text	Certificate name
	<b>UL</b> Underwriters Laboratories Inc.	UL 508	E255817

Subject to changes. Please also observe the further product documentation!



UL

UL 60950-1













E255815











Underwriters Laboratories Inc.

## Optional accessories

### Ferrule



Ferrule		
	<b>Item no.: 216-203</b> Ferrule; Sleeve for 1 mm <sup>2</sup> / AWG 18; insulated; electro-tin plated; red	<a href="http://www.wago.com/216-203">www.wago.com/216-203</a>
	<b>Item no.: 216-202</b> Ferrule; Sleeve for 0.75 mm <sup>2</sup> / 18 AWG; insulated; electro-tin plated; gray	<a href="http://www.wago.com/216-202">www.wago.com/216-202</a>
	<b>Item no.: 216-204</b> Ferrule; Sleeve for 1.5 mm <sup>2</sup> / AWG 16; insulated; electro-tin plated; black	<a href="http://www.wago.com/216-204">www.wago.com/216-204</a>
	<b>Item no.: 216-201</b> Ferrule; Sleeve for 0.5 mm <sup>2</sup> / 20 AWG; insulated; electro-tin plated; white	<a href="http://www.wago.com/216-201">www.wago.com/216-201</a>
	<b>Item no.: 216-223</b> Ferrule; Sleeve for 1 mm <sup>2</sup> / AWG 18; insulated; electro-tin plated; red	<a href="http://www.wago.com/216-223">www.wago.com/216-223</a>
	<b>Item no.: 216-241</b> Ferrule; Sleeve for 0.5 mm <sup>2</sup> / 20 AWG; insulated; electro-tin plated; electrolytic copper; gastight crimped; acc. to DIN 46228, Part 4/09.90; white	<a href="http://www.wago.com/216-241">www.wago.com/216-241</a>
	<b>Item no.: 216-242</b> Ferrule; Sleeve for 0.75 mm <sup>2</sup> / 18 AWG; insulated; electro-tin plated; electrolytic copper; gastight crimped; acc. to DIN 46228, Part 4/09.90; gray	<a href="http://www.wago.com/216-242">www.wago.com/216-242</a>
	<b>Item no.: 216-222</b> Ferrule; Sleeve for 0.75 mm <sup>2</sup> / 18 AWG; insulated; electro-tin plated; gray	<a href="http://www.wago.com/216-222">www.wago.com/216-222</a>
	<b>Item no.: 216-221</b> Ferrule; Sleeve for 0.5 mm <sup>2</sup> / 20 AWG; insulated; electro-tin plated; white	<a href="http://www.wago.com/216-221">www.wago.com/216-221</a>
	<b>Item no.: 216-224</b> Ferrule; Sleeve for 1.5 mm <sup>2</sup> / AWG 16; insulated; electro-tin plated; black	<a href="http://www.wago.com/216-224">www.wago.com/216-224</a>
	<b>Item no.: 216-243</b> Ferrule; Sleeve for 1 mm <sup>2</sup> / AWG 18; insulated; electro-tin plated; electrolytic copper; gastight crimped; acc. to DIN 46228, Part 4/09.90; red	<a href="http://www.wago.com/216-243">www.wago.com/216-243</a>
	<b>Item no.: 216-244</b> Ferrule; Sleeve for 1.5 mm <sup>2</sup> / AWG 16; insulated; electro-tin plated; electrolytic copper; gastight crimped; acc. to DIN 46228, Part 4/09.90; black	<a href="http://www.wago.com/216-244">www.wago.com/216-244</a>

Subject to changes. Please also observe the further product documentation!

	<b>Item no.: 216-263</b> Ferrule; Sleeve for 1 mm <sup>2</sup> / AWG 18; insulated; electro-tin plated; electrolytic copper; gastight crimped; acc. to DIN 46228, Part 4/09.90; red	<a href="http://www.wago.com/216-263">www.wago.com/216-263</a>
	<b>Item no.: 216-264</b> Ferrule; Sleeve for 1.5 mm <sup>2</sup> / AWG 16; insulated; electro-tin plated; electrolytic copper; gastight crimped; acc. to DIN 46228, Part 4/09.90; black	<a href="http://www.wago.com/216-264">www.wago.com/216-264</a>
	<b>Item no.: 216-284</b> Ferrule; Sleeve for 1.5 mm <sup>2</sup> / AWG 16; insulated; electro-tin plated; electrolytic copper; gastight crimped; acc. to DIN 46228, Part 4/09.90; black	<a href="http://www.wago.com/216-284">www.wago.com/216-284</a>
	<b>Item no.: 216-262</b> Ferrule; Sleeve for 0.75 mm <sup>2</sup> / 18 AWG; insulated; electro-tin plated; electrolytic copper; gastight crimped; acc. to DIN 46228, Part 4/09.90; gray	<a href="http://www.wago.com/216-262">www.wago.com/216-262</a>
	<b>Item no.: 216-301</b> Ferrule; Sleeve for 0.25 mm <sup>2</sup> / AWG 24; insulated; electro-tin plated; yellow	<a href="http://www.wago.com/216-301">www.wago.com/216-301</a>
	<b>Item no.: 216-321</b> Ferrule; Sleeve for 0.25 mm <sup>2</sup> / AWG 24; insulated; electro-tin plated; yellow	<a href="http://www.wago.com/216-321">www.wago.com/216-321</a>
	<b>Item no.: 216-322</b> Ferrule; Sleeve for 0.34 mm <sup>2</sup> / 22 AWG; insulated; electro-tin plated; green	<a href="http://www.wago.com/216-322">www.wago.com/216-322</a>
	<b>Item no.: 216-302</b> Ferrule; Sleeve for 0.34 mm <sup>2</sup> / 22 AWG; insulated; electro-tin plated; green	<a href="http://www.wago.com/216-302">www.wago.com/216-302</a>



#### Marking accessories

##### Marking strip

	<b>Item no.: 210-831</b> Marking strips; on reel; 2.3 mm wide; plain; Self-adhesive; white	<a href="http://www.wago.com/210-831">www.wago.com/210-831</a>
	<b>Item no.: 210-832</b> Marking strips; on reel; 3 mm wide; plain; Self-adhesive; white	<a href="http://www.wago.com/210-832">www.wago.com/210-832</a>

#### Tool

##### Operating tool

	<b>Item no.: 210-769</b> SCREWDRIVER; green	<a href="http://www.wago.com/210-769">www.wago.com/210-769</a>
	<b>Item no.: 210-720</b> Operating tool; Blade: 3.5 x 0.5 mm; with a partially insulated shaft; multicoloured	<a href="http://www.wago.com/210-720">www.wago.com/210-720</a>

#### Downloads

#### Documentation

##### Bid Text

787-1712	2019 Oct 1	docx	Download
docx - Datei		21.0 kB	

Subject to changes. Please also observe the further product documentation!



787-1712 X81 - Datei	2019 Oct 1	xml 7.0 kB	Download
-------------------------	------------	---------------	----------

#### Instruction Leaflet

ECO Power Switched-Mode Power Supplies 24 VDC, 2.5 A	V 1.5 2020 Dec 21	pdf 253.6 kB	Download
---	----------------------	-----------------	----------

#### Additional Information

Disposal; Electrical and electronic equipment, Packaging	V 1.0.0	pdf 265.8 kB	Download
--	---------	-----------------	----------

#### CAD/CAE-Data

##### CAD data

2D/3D Models 787-1712		URL	Download
-----------------------	--	-----	----------

##### CAE data

EPLAN Data Portal 787-1712		URL	Download
----------------------------	--	-----	----------

ZUKEN Portal 787-1712		URL	Download
-----------------------	--	-----	----------

WSCAD Universe 787-1712		URL	Download
-------------------------	--	-----	----------

#### Environmental Product Compliance

##### Compliance Search

Environmental Product Compliance 787-1712 Switched-mode power supply; Eco; 1-phase; 24 VDC output voltage; 2.5 A output current; DC-OK LED		URL	Download
---	--	-----	----------

#### Installation Notes

#### Product family

**EPSITRON ECO Power**  
[Show all products from the family](#)

Subject to changes. Please also observe the further product documentation!