

SMD Power Inductor CDRH127/LD



Description

- Ferrite drum core construction.
- Magnetically shielded.
- L × W × H: 12.3 × 12.3 × 8.0 mm Max.
- Product weight: 3.6g(Ref.)
- Moisture Sensitivity Level: 1
- RoHS compliance.

Environmental Data

- Operating temperature range: -40°C ~ +100°C (including coil's self temperature rise)
- Storage temperature range: -40°C ~ +100°C
- Solder reflow temperature: 260 °C peak.

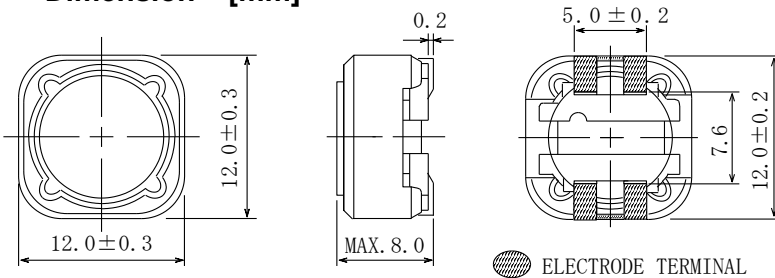
Packaging

- Carrier tape and reel packaging
- 13" diameter reel
- 500pcs per reel

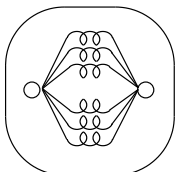
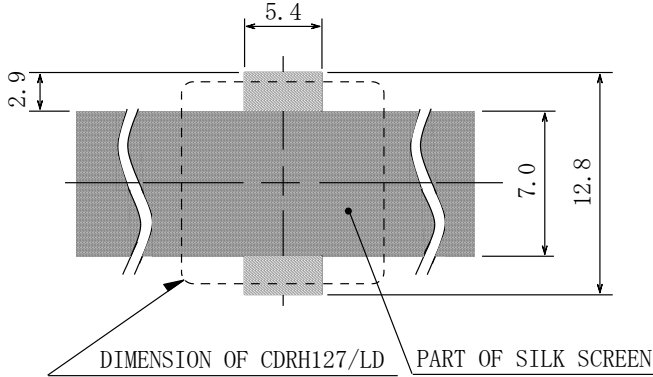
Applications

- Ideally used in Notebook PC, LCD TV, DVD, Game machine, STB, Projector etc as DC-DC converter inductors.

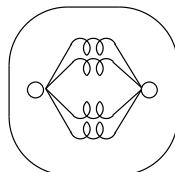
Dimension - [mm]



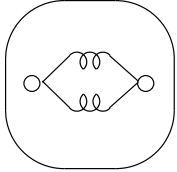
Land pattern and Schematics - [mm]



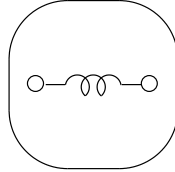
1.0 μ H



2.4 μ H ~ 56 μ H



68 μ H ~ 150 μ H



180 μ H ~ 1 mH

SMD Power Inductor CDRH127/LD



Electrical Characteristics


Part No.	Inductance (μ H)	D.C.R. (Ω) Max.(Typ.)	Saturation Current (A) Max. (Typ.) ※2	Temperature Rise Current (A) (Typ.) ※3
CDRH127LDNP-1R0NC	1.0 \pm 30%	6.50m(5.00m)	21.8(27.2)	(15.8)
CDRH127LDNP-2R4NC	2.4 \pm 30%	10.5m(8.10m)	14.2(17.7)	(11.5)
CDRH127LDNP-3R6NC	3.5 \pm 30%	12.4m(9.50m)	11.8(14.7)	(10.3)
CDRH127LDNP4R6NC	4.6 \pm 30%	13.8m(10.6m)	10.4(13.0)	(10.1)
CDRH127LDNP-5R8NC	5.8 \pm 30%	16.2m(12.4m)	9.00(11.2)	(9.60)
CDRH127LDNP-7R4NC	7.4 \pm 30%	17.7m(13.6m)	8.40(10.5)	(8.70)
CDRH127LDNP-100MC	10 \pm 20%	19.5m(15.0m)	6.70(8.40)	(7.80)
CDRH127LDNP-120MC	12 \pm 20%	21.3m(16.4m)	6.45(7.50)	(7.40)
CDRH127LDNP-150MC	15 \pm 20%	26.4m(20.3m)	5.65(6.80)	(7.10)
CDRH127LDNP-180MC	18 \pm 20%	28.0m(21.5m)	5.10(6.70)	(6.60)
CDRH127LDNP-220MC	22 \pm 20%	36.4m(28.0m)	4.70(5.80)	(6.30)
CDRH127LDNP-270mC	27 \pm 20%	41.6 m(32.0m)	4.20(5.40)	(5.70)
CDRH127LDNP-330MC	33 \pm 20%	53.3m(41.0m)	3.90(4.80)	(5.10)
CDRH127LDNP-390MC	39 \pm 30%	60.5m(46.5m)	3.50(4.40)	(4.50)
CDRH127LDNP-470MC	47 \pm 30%	78.0m(60.0m)	3.25(4.10)	(4.10)
CDRH127LDNP-560MC	56 \pm 20%	90.0m(69.0m)	2.90(3.60)	(3.60)
CDRH127LDNP-680MC	68 \pm 20%	120m(92.0m)	2.60(3.40)	(3.20)
CDRH127LDNP-820MC	82 \pm 20%	119m(910m)	2.40(2.85)	(2.95)
CDRH127LDNP-101MC	100 \pm 20%	151m(119m)	2.10(2.70)	(2.60)
CDRH127LDNP-121MC	120 \pm 20%	169m(130m)	1.90(2.60)	(2.40)
CDRH127LDNP-151MC	150 \pm 20%	227m(174m)	1.80(2.15)	(2.15)
CDRH127LDNP-181NC	180 \pm 20%	299m(230m)	1.55(2.05)	(1.90)
CDRH127LDNP-221MC	220 \pm 20%	338m(260m)	1.45(1.90)	(1.75)
CDRH127LDNP-271MC	270 \pm 20%	419m(322m)	1.30(1.60)	(1.60)
CDRH127LDNP-331MC	330 \pm 20%	471m(362m)	1.20(1.45)	(1.50)
CDRH127LDNP-391MC	390 \pm 20%	572m(440m)	1.10(1.40)	(1.40)
CDRH127LDNP-471MC	470 \pm 20%	741m(570m)	1.00(1.30)	(1.25)
CDRH127LDNP-561MC	560 \pm 20%	852m(655m)	950m(1.12)	(1.10)
CDRH127LDNP-681MC	680 \pm 20%	1.13(870m)	850m(1.10)	(1.03)
CDRH127LDNP-821MC	820 \pm 20%	1.24(950m)	750m(920m)	(920m)
CDRH127LDNP-102MC	1000 \pm 20%	1.50(1.15)	700m(860m)	(850m)

※1 Measuring frequency (L): 1.0 μ H - 7.4 μ H (100kHz), 10 μ H - 1.0mH (1kHz)

※2 Saturation current: This indicates the actual value of D.C. current when the inductance becomes 25% lower than its initial value.

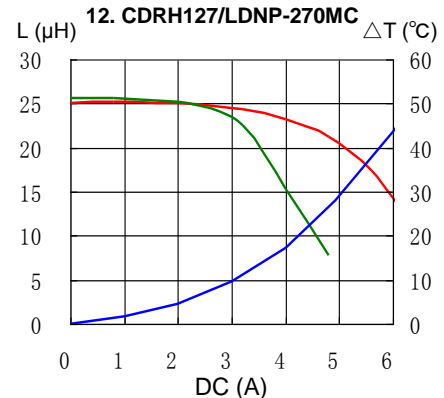
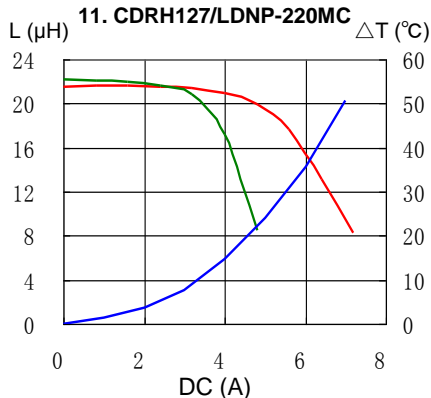
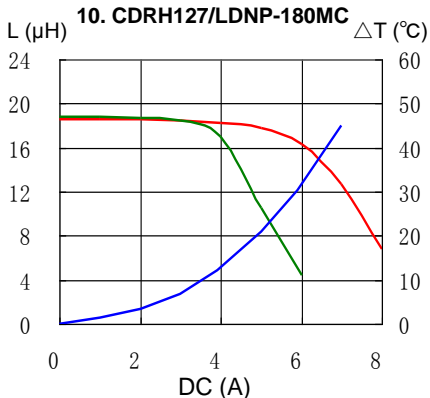
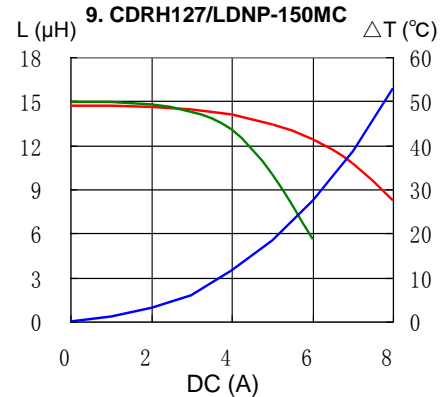
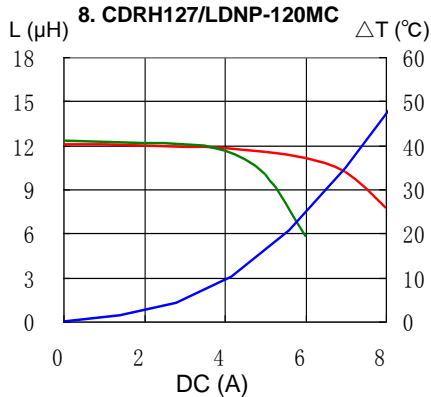
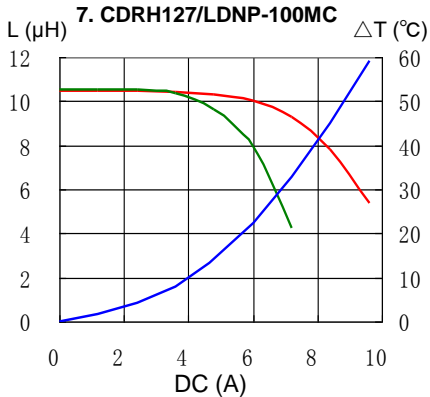
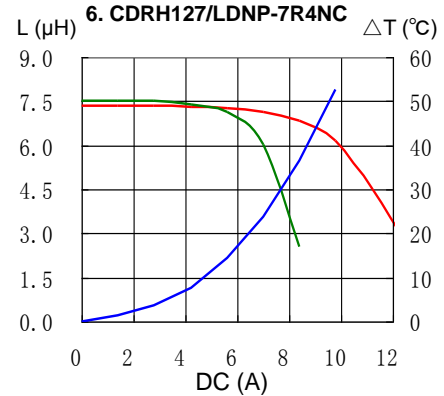
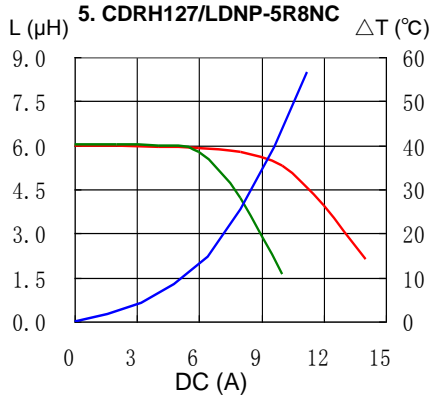
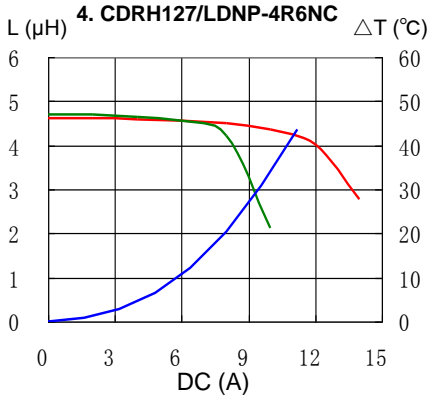
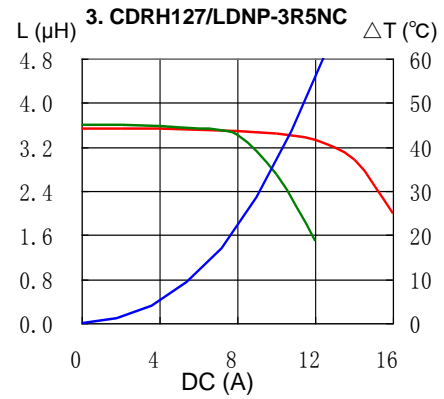
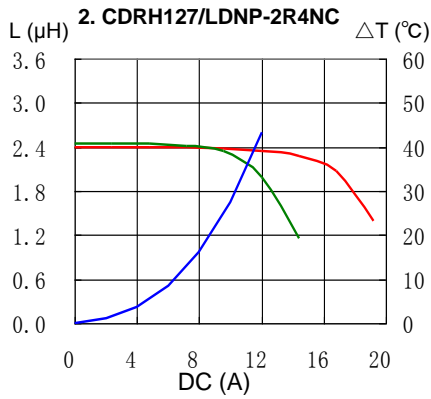
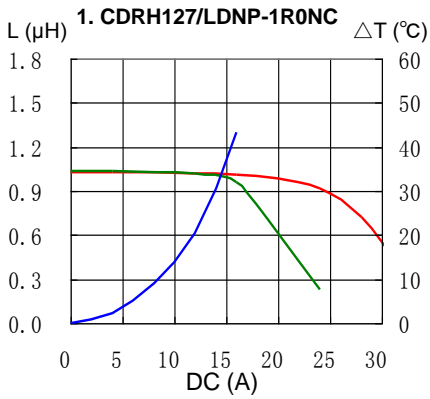
※3 Temperature rise current: The actual value of D.C. current when the temperature of coil becomes $\Delta T=40^{\circ}\text{C}$. ($T_a=20^{\circ}\text{C}$)

SMD Power Inductor CDRH127/LD



Saturation Current & Temperature Rise Graph

— L (20°C) — L (100°C) — ΔT

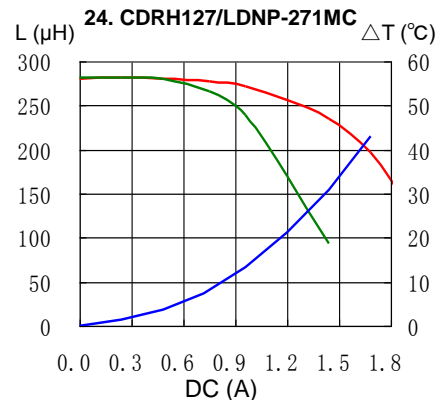
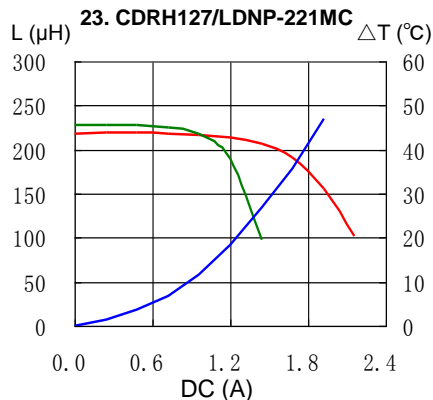
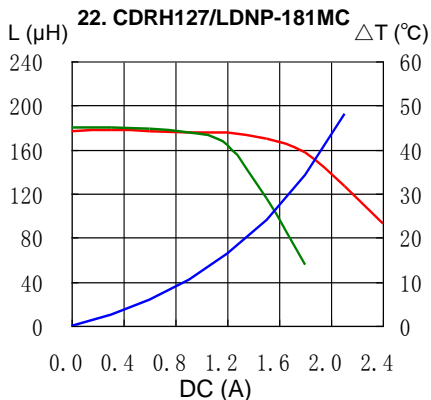
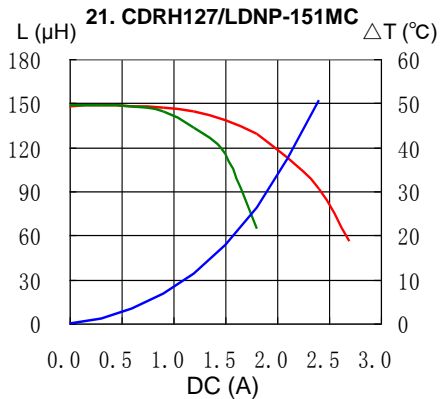
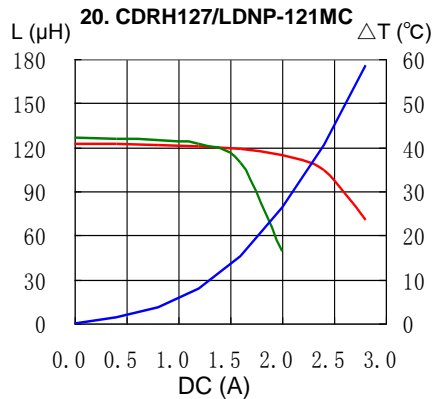
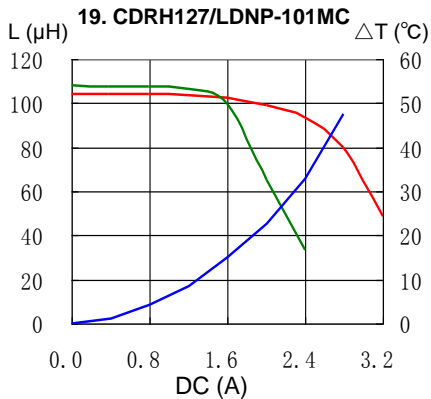
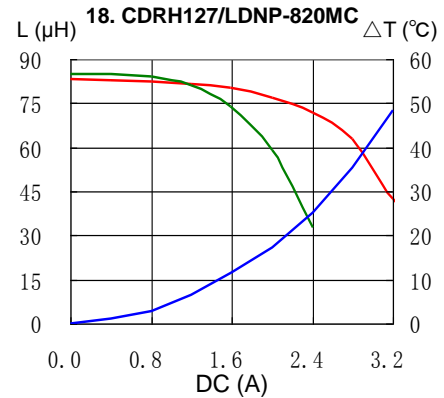
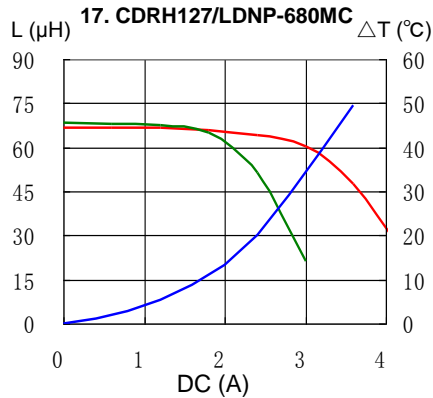
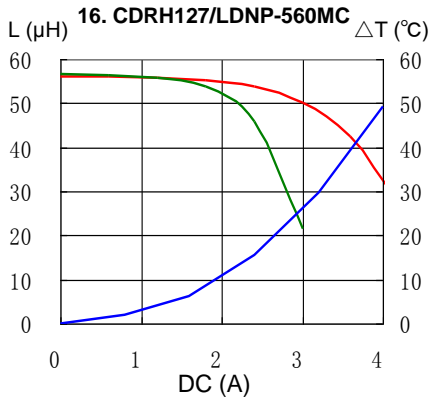
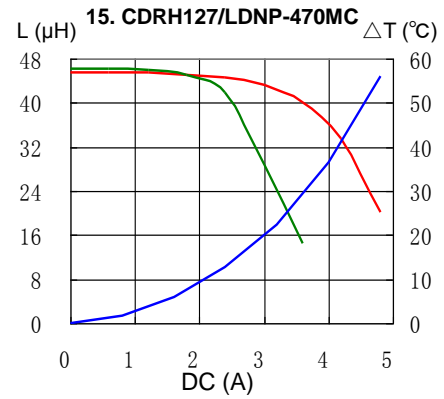
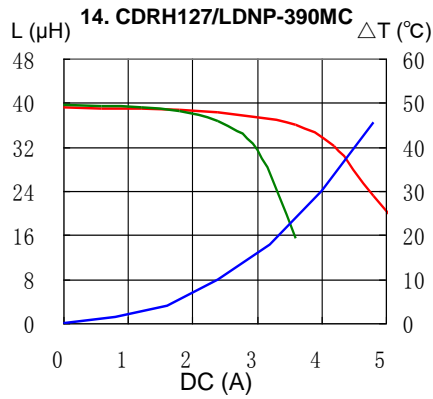
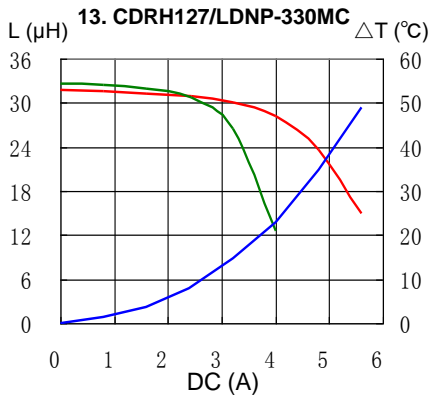


SMD Power Inductor CDRH127/LD



Saturation Current & Temperature Rise Graph

— L (20°C) — L (100°C) — ΔT

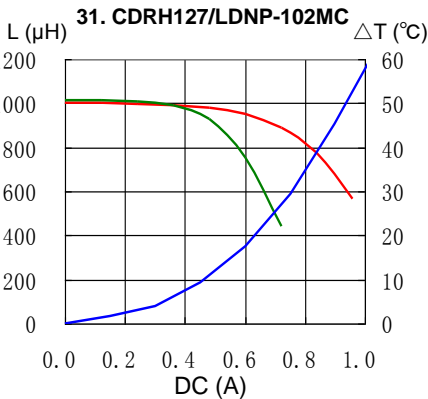
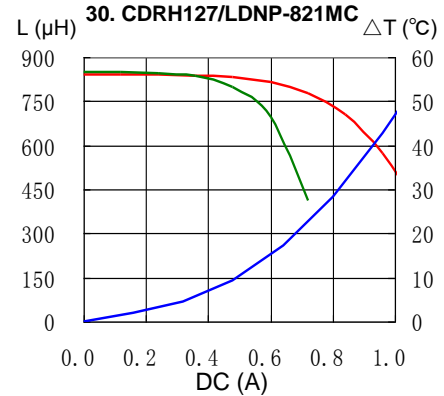
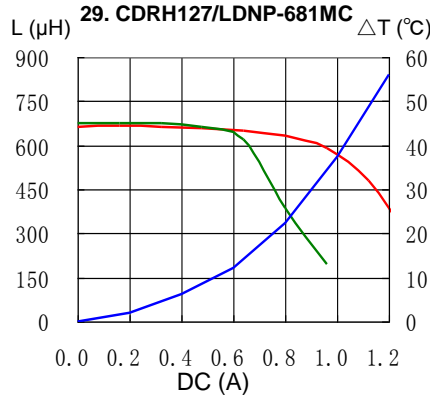
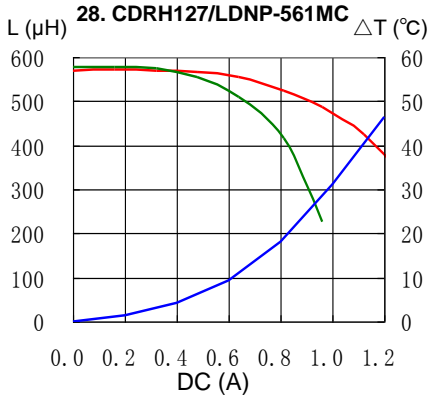
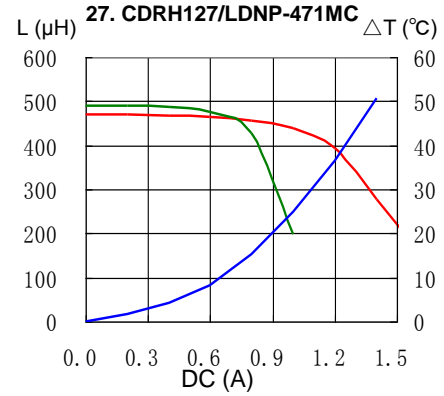
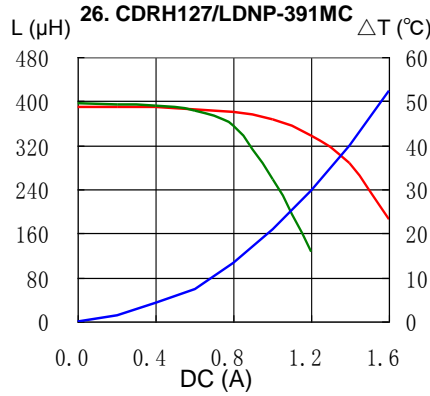
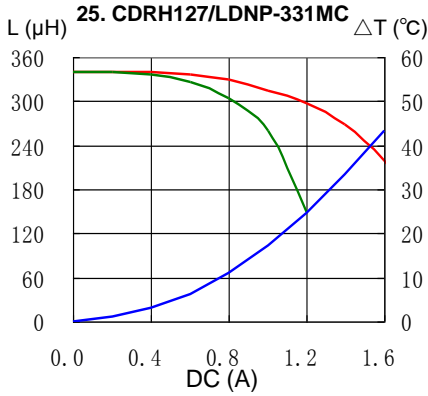


SMD Power Inductor CDRH127/LD



Saturation Current & Temperature Rise Graph

— L (20°C) — L (100°C) — ΔT

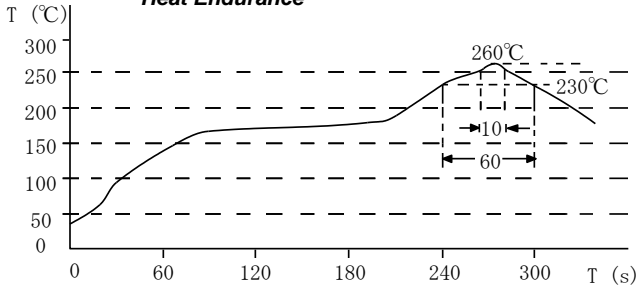


SMD Power Inductor CDRH127/LD

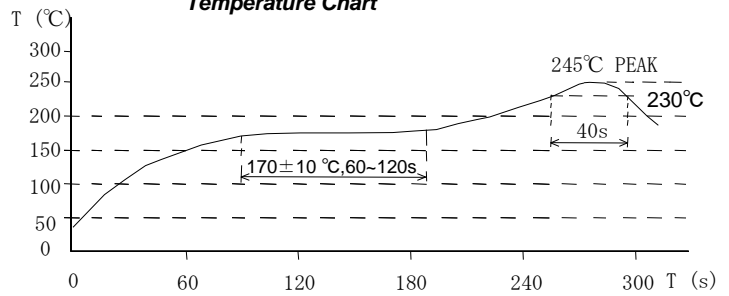


Solder Reflow Condition

Heat Endurance



Temperature Chart



Please refer to the sales offices on our website - <http://www.sumida.com>

Hong Kong

Tel.+852-2880-6781
FAX.+852-2565-9600
sales@hk.sumida.com

Tokyo(Japan)

Tel.+81-3-6362-7205
FAX.+81-3-6362-7211
sales@jp.sumida.com

Chicago

Tel.+1-847-545-6700
FAX. +1-847-545-6720
sales@us.sumida.com

Shanghai

Tel.+86-21-5836-3299
FAX.+86-21-5836-3266
shanghai.sales@cn.sumida.com

Seoul

Tel.+82-2-6237-0777
FAX.+82-2-6237-0778
sales@kr.sumida.com

Obernzell

Tel.+49-8591-937-0
FAX. +49-8591-937-103
contact@eu.sumida.com

Shenzhen

Tel.+86-755-8291-0228
FAX.+86-755-8291-0338
shenzhen.sales@cn.sumida.com

Singapore

Tel.+65-6296-3388
FAX.+65-6841-4426
sales@sg.sumida.com

Neumarkt

Tel.+49-9181-4509-110
FAX. +49-9181-4509-310
infocomp@eu.sumida.com

Taipei

Tel.+886-2-8751-2737
FAX.+886-2-8751-2738
sales@tw.sumida.com

San Jose

Tel.+1-408-321-9660
FAX.+1-408-321-9308
sales@us.sumida.com