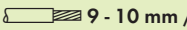
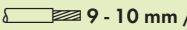


Modular Terminal Blocks with Fixing Flange or Snap-In Mounting Foot 4 mm²














262 Series

CAGE CLAMP®

0.08 - 4 mm ² 630 V/8 kV/3 ① I _N 24 A	AWG 28 - 12 300 V, 20 A ^② 300 V, 20 A ^③	0.08 - 4 mm ² 630 V/8 kV/3 ① I _N 32 A	AWG 28 - 12 300 V, 20 A ^② 300 V, 20 A ^③
Terminal block width 7 mm / 0.276 in  9 - 10 mm / 0.37 in ②		Terminal block width 12 mm / 0.472 in  9 - 10 mm / 0.37 in ②	



- ① 630 V = rated voltage
8 kV = rated surge voltage
3 = pollution degree
(also see Section 14)
- ② Strip length, see packaging or instructions.
- ③ Suitable for Ex i applications
- ④ See application notes for:
Test plug module, page 456

Color	Item No.	Pack. Unit	Color	Item No.	Pack. Unit	262 Series Accessories
2-conductor terminal block with fixing flange, for screw or similar mounting types, fixing hole 3.2 mm Ø, with 209-123 mounting adapter also for DIN 35 rail			4-conductor terminal block with fixing flange, for screw or similar mounting types, fixing hole 3.2 mm Ø, with 209-123 mounting adapter also for DIN 35 rail			
gray 262-301 100 (2x50) blue 262-304 ③ 100 (2x50) orange 262-306 100 (2x50) green-yellow 262-307 100 (2x50)			gray 262-331 100 (2x50) blue 262-334 ③ 100 (2x50) orange 262-336 100 (2x50) green-yellow 262-337 100 (2x50)			
2-conductor terminal block with snap-in mounting foot, for plate thickness 0.6-1.2 mm, fixing hole 3.5 mm Ø, fits 210-154 aluminum rail or with 209-120 mounting adapter for DIN 35 rail			4-conductor terminal block with snap-in mounting foot, for plate thickness 0.6-1.2 mm, fixing hole 3.5 mm Ø, fits 210-154 aluminum rail or with 209-120 mounting adapter for DIN 35 rail			Test plug,  with 500 mm cable, 2 mm Ø red 210-136 50
gray 262-311 100 (2x50) blue 262-314 ③ 100 (2x50) orange 262-316 100 (2x50) green-yellow 262-317 100 (2x50)			gray 262-341 100 (2x50) blue 262-344 ③ 100 (2x50) orange 262-346 100 (2x50) green-yellow 262-347 100 (2x50)			Test plug,  with 500 mm cable, 2.3 mm Ø yellow 210-137 50
2-conductor end terminal block, without fixing foot, for terminal strips with snap-in mounting feet			4-conductor end terminal block, without fixing foot, for terminal strips with snap-in mounting feet			Operating tool with partially insulated shaft,  type 2, (3.5 x 0.5) mm blade 210-720 1
gray 262-321 100 (2x50) blue 262-324 ③ 100 (2x50) orange 262-326 100 (2x50) green-yellow 262-327 100 (2x50)			gray 262-351 100 (2x50) blue 262-354 ③ 100 (2x50) orange 262-356 100 (2x50) green-yellow 262-357 100 (2x50)			
Item-Specific Accessories			Item-Specific Accessories			
Test plug module, ④  can be snapped together, 7 mm wide gray 249-137 100 (4x25)			Test plug module, ④  can be snapped together, 12 mm wide gray 249-140 100 (4x25)			
262 Series Accessories						
For marking accessories, see Section 13						
End plate with fixing flange  gray 262-361 50			Aluminum carrier rail,  1000 mm long, 18 mm wide, 7 mm high 210-154 1			
End plate with snap-in mounting foot  gray 262-371 50			End stop, for WSB Quick markers,  for 210-154 aluminum rail, 6 mm wide 209-122 25			
Comb-style jumper bar, insulated, I_N 16 A, gray,  reduces maximum conductor size to 2.5 mm ² /AWG 14 2-way 262-402 25			Mounting foot, for DIN 35 rail, can be snapped on  terminal blocks with snap-in mounting foot, 6.4 mm wide gray 209-120 25			
Operating tool, of insulating material,  for inserting comb-style jumper bars 2-way 209-132 1			Mounting foot with screw, for DIN 35 rail, can be  screwed on terminal blocks with fixing flange, 6.4 mm wide gray 209-123 25			