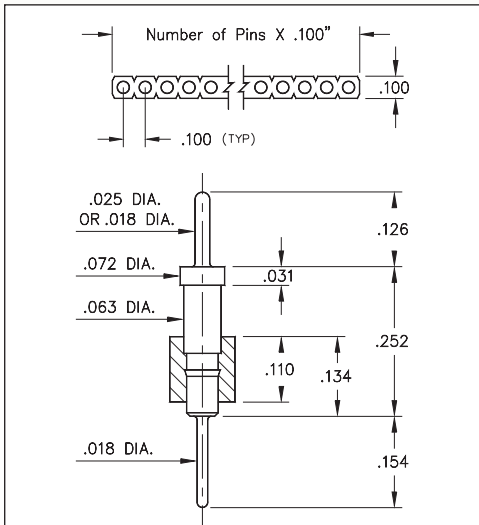
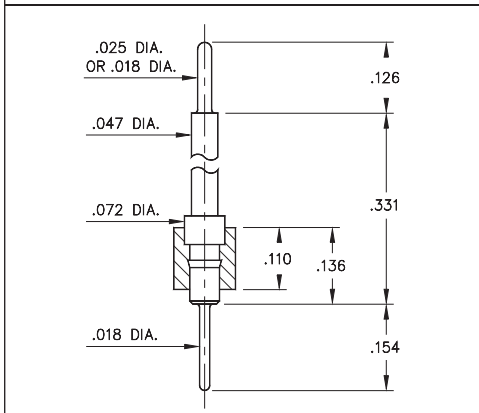


# INTERCONNECTS

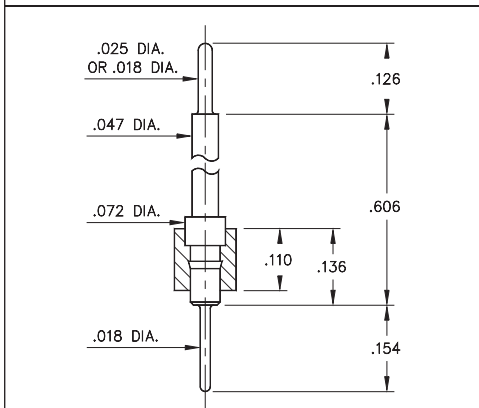
## SERIES 351 • .100" GRID INTERCONNECT HEADERS • SINGLE ROW STRIPS



**FIG. 1**




**FIG. 2**



**FIG. 3**

- Series 351 interconnect header strips come in three lengths with .018" dia. pluggable solder tails at one end and .025" dia. pins at the other. Please see series:  
351...003 uses pin #5503  
351...004 uses pin #5504  
351...005 uses pin #5505
- .018" pluggable solder tails are available at both ends. Please see series:  
351...009 uses pin #5509  
351...010 uses pin #5510  
351...011 uses pin #5511  
See pages 212 and 214 for details
- Insulators are high temperature thermoplastic, suitable for all soldering operations



### ORDERING INFORMATION

<b>FIG. 1</b>	<b>Series 351...003</b> <b>.018" / .025" Dia. Solder Tails</b>
	351-10-1__-00-003000 Specify number of pins    ↑    01-64
<b>FIG. 2</b>	<b>Series 351...009</b> <b>.018" / .018" Dia. Solder Tails</b>
	351-10-1__-00-009000 Specify number of pins    ↑    01-64
<b>FIG. 2</b>	<b>Series 351...004</b> <b>.018" / .025" Dia. Solder Tails</b>
	351-10-1__-00-004000 Specify number of pins    ↑    01-64
<b>FIG. 3</b>	<b>Series 351...010</b> <b>.018" / .018" Dia. Solder Tails</b>
	351-10-1__-00-010000 Specify number of pins    ↑    01-64
<b>FIG. 3</b>	<b>Series 351...005</b> <b>.018" / .025" Dia. Solder Tails</b>
	351-10-1__-00-005000 Specify number of pins    ↑    01-64
<b>FIG. 3</b>	<b>Series 351...011</b> <b>.018" / .018" Dia. Solder Tails</b>
	351-10-1__-00-011000 Specify number of pins    ↑    01-64



XX=Plating Code  
See Below

For  
Electrical, Mechanical  
& Environmental Data,  
See page 264

SPECIFY PLATING CODE XX=	10 ◆			
Pin Plating 	10 μ" Au			

# Mouser Electronics

Authorized Distributor

Click to View Pricing, Inventory, Delivery & Lifecycle Information:

[Mill-Max:](#)

[351-10-112-00-004000](#)