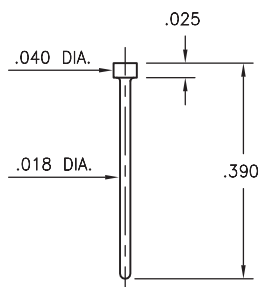
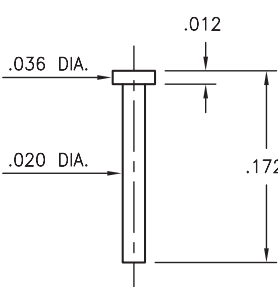
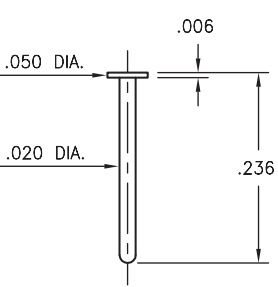
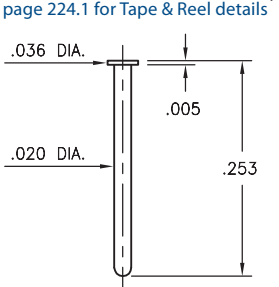
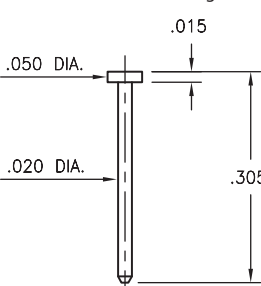
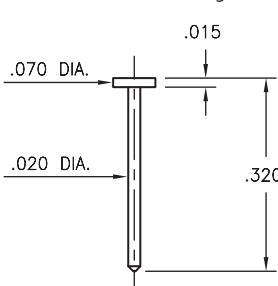
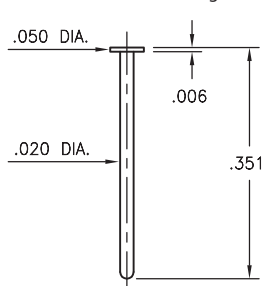
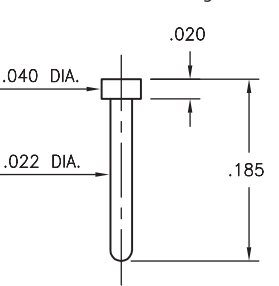
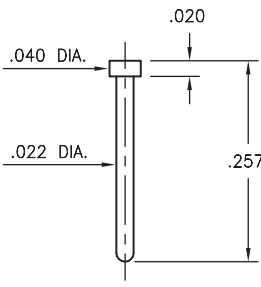
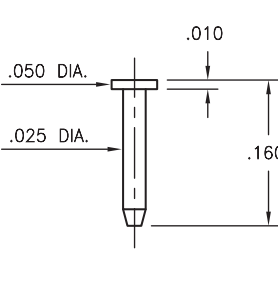
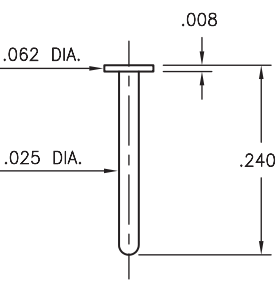
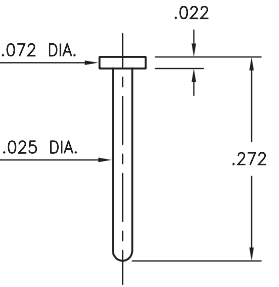


MALE PCB PINS

PRINTED CIRCUIT PINS • NAIL HEAD TYPE

<p>4209 4209-0-00-XX-00-00-33-0 Solder mount in .022 mounting hole</p> 	<p>5063 5063-0-00-XX-00-00-33-0 Solder mount in .024 mounting hole</p> 	<p>4965 4965-0-00-XX-00-00-33-0 Solder mount in .024 mounting hole</p> 	<p>6547 6547-0-00-XX-00-00-33-0 Solder mount in .024 mounting hole Also available on 24mm wide carrier tape: See page 224.1 for Tape & Reel details</p> 
<p>4071 4071-0-00-XX-00-00-33-0 Solder mount in .024 mounting hole</p> 	<p>8808 8808-0-00-XX-00-00-33-0 Solder mount in .024 mounting hole</p> 	<p>4964 4964-0-00-XX-00-00-33-0 Solder mount in .024 mounting hole</p> 	<p>9185 9185-0-00-XX-00-00-33-0 Solder mount in .026 mounting hole</p> 
<p>8257 8257-0-00-XX-00-00-33-0 Solder mount in .026 mounting hole</p> 	<p>5035 5035-0-00-XX-00-00-33-0 Solder mount in .029 mounting hole</p> 	<p>5240 5240-0-00-XX-00-00-33-0 Solder mount in .029 mounting hole</p> 	<p>2650 2650-0-00-XX-00-00-33-0 Solder mount in .029 mounting hole</p> 

SPECIFICATIONS:

Pin Material: Brass Alloy 360, 1/2 Hard
(Except where noted)

Dimensions: Inches

Tolerances On: Lengths: $\pm .005$
Diameters: $\pm .002$
Angles: $\pm 2^\circ$



ORDER CODE: XXXX - X - 00 - XX - 00 - 00 - XX - 0

BASIC PART #

SPECIFY PIN FINISH:

- 01 200 μ " TIN/LEAD OVER NICKEL
- ◆ 80 200 μ " TIN OVER NICKEL (RoHS)
- ◆ 15 10 μ " GOLD OVER NICKEL (RoHS)
- ◆ 21 20 μ " GOLD OVER NICKEL (RoHS)
- ◆ 34 50 μ " GOLD OVER NICKEL (RoHS)



Mouser Electronics

Authorized Distributor

Click to View Pricing, Inventory, Delivery & Lifecycle Information:

[Mill-Max:](#)

[5063-0-00-01-00-00-33-0](#) [5063-0-00-15-00-00-33-0](#) [2650-0-00-34-00-00-33-0](#)