



Main

Range of product	Harmony XPE
Product or component type	Foot switch
Material	Plastic
Foot switch type	Single foot switch
Device short name	XPEA
Trigger mechanism	Without trigger mechanism
Contact operation	1 step
Contacts type and composition	2 NC + NO
Colour	Black

Complementary

Positive opening	With conforming to EN/IEC 60947-5-1 appendix K
Connections - terminals	Screw clamp terminal : $\leq 1 \times 2.5 \text{ mm}^2$ with or without cable end Screw clamp terminal : $\leq 2 \times 1.5 \text{ mm}^2$ with or without cable end
Cable entry	1 plain hole for M20 cable gland 1 plain hole for M16 cable gland
Mechanical durability	2000000 cycles
[Ie] rated operational current	3 A, 240 V, AC-15, A300 0.27 A, 250 V, DC-13, Q300 conforming to EN/IEC 60947-5-1 appendix A
[Ui] rated insulation voltage	300 V conforming to CSA C22.2 No 14 500 V, degree of pollution: 3 conforming to EN/IEC 60947-1 500 V, degree of pollution: 3 conforming to NF C 20-040 group C 500 V, degree of pollution: 3 conforming to VDE 0110 group C 300 V conforming to UL 508
[Uimp] rated impulse withstand voltage	6 kV conforming to EN/IEC 60947-1
Resistance across terminals	$\leq 25 \text{ MOhm}$ conforming to IEC 60255-7 category 3 $\leq 25 \text{ MOhm}$ conforming to NF C 93-050 method A
Short-circuit protection	10 A by cartridge fuse type gG conforming to EN/IEC 60947-5-1 10 A by cartridge fuse type gG conforming to VDE 0660-200

Disclaimer: This documentation is not intended as a substitute for and is not to be used for determining suitability or reliability of these products for specific user applications

Rated operational power in W	10 W DC-13, operating rate: 60 cyc/mn, 5000000 cycles, 24 V, load factor: 0.5 conforming to EN/IEC 60947-5-1 appendix C 4 W DC-13, operating rate: 60 cyc/mn, 5000000 cycles, 120 V, load factor: 0.5 conforming to EN/IEC 60947-5-1 appendix C 7 W DC-13, operating rate: 60 cyc/mn, 5000000 cycles, 48 V, load factor: 0.5 conforming to EN/IEC 60947-5-1 appendix C
Product weight	0.295 kg

Environment

Standards	EN/IEC 60947-5-1
Protective treatment	TH
Ambient air temperature for operation	-25...55 °C
Ambient air temperature for storage	-40...70 °C
Vibration resistance	5 gn (f = 10...500 Hz) conforming to IEC 60068-2-6
Shock resistance	25 gn conforming to IEC 60068-2-27
Overvoltage category	Class II conforming to EN/IEC 61140 Class II conforming to NF C 20-030
IP degree of protection	IP43 conforming to IEC 60529

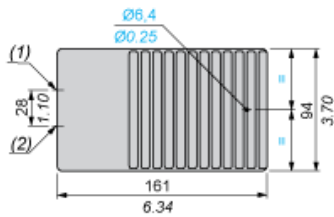
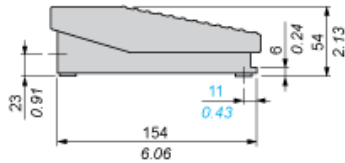
Contractual warranty

Warranty period	18 months
-----------------	-----------

Foot Switch without Trigger Mechanism

Dimensions

$\frac{\text{mm}}{\text{in.}}$



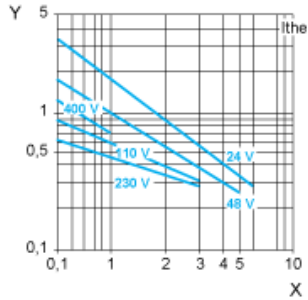
- (1) 1 plain hole for ISO M20 or n° 13 (Pg 13.5) cable gland.
- (2) 1 plain hole for ISO M20 or n° 9 (Pg 11) cable gland.

Electrical Durability of Contacts

AC-15 Utilization Category

Operating rate: 3600 operating cycles/hour. Load factor: 0.5.

Inductive circuit:



X Current in A
Y Millions of operating cycles

DC-13 Utilization Category

Refer to the product characteristic "Operational power in W".