



Bajonett Steckverbinder *Bayonet connectors*

Kabelsteckverbinder

- Steckverbinder mit Bajonettverriegelung
- Schutzart IP40 ¹⁾
- Steckverbindermontage mit selbstschneidender Blechschraube (keine leitende Verbindung zwischen innerem und äußerem Gehäuse)
- Innenliegende Zugentlastung
- Kostengünstig


Cable Connector

- Connector with bayonet locking
- Degree of protection IP40 ¹⁾
- Assembling with self tapping screw (no conductive connection between inner and outer shell)
- Internal strain relief
- Cost efficient



Aufbau des Steckverbinders:
Construction of the connector:

Kabelstecker
Male cable connector



- ü
- Ti
- SI IP40
- SI IP67
- Bajonett
- PP IP67
- M9 IP40
- M9 IP67
- SI IP67
- Bajonett
- PP IP67
- M16 IP40
- M16 IP67
- M23
- Bajonett
- M25
- RD24
- RD30
- M5
- M8
- M12-A
- VL
- M12 PP
- Verteiler
- M12-B
- M12-D
- M12-US
- M18
- 7/8"
- BF-A
- BF-B
- BF-C
- R

Miniatursteckverbinder Serie 678 Miniature connectors series 678

Bezeichnung
Description

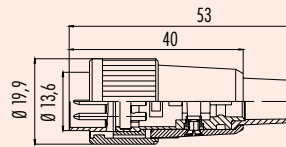
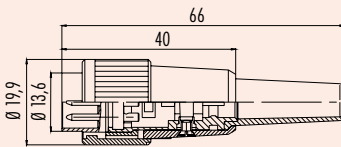
Kabelstecker, Kabeldurchlass 4-6 mm
Male cable connector, cable outlet 4-6 mm

Kabelstecker, Kabeldurchlass 6-8 mm
Male cable connector, cable outlet 6-8 mm

Abbildung
Figure



Maßzeichnung
Drawing



Bestell-Nr.
Ordering-No.

Polzahl Contacts	Bestell-Nr. Ordering-No.
2	99-0601-00-02
3 DIN	99-0605-00-03
4	99-0609-00-04
5	99-0613-00-05
6 DIN	99-0617-00-06
7	99-0621-00-07
7 DIN	99-0681-00-07
8 DIN	99-0645-00-08
12	99-0649-00-12
14	99-0653-00-14
16	99-0657-00-16
19	99-0665-00-19
24	-

Polzahl Contacts	Bestell-Nr. Ordering-No.
2	99-0601-02-02
3 DIN	99-0605-02-03
4	99-0609-02-04
5	99-0613-02-05
6 DIN	99-0617-02-06
7	99-0621-02-07
7 DIN	-
8 DIN	99-0645-02-08
12	99-0649-02-12
14	99-0653-02-14
16	99-0657-02-16
19	99-0665-02-19
24	99-0669-02-24

Technische Daten Specifications

Polzahl	2	3 DIN	4	5	6 DIN	7	7 DIN	8 DIN	12	14	16	19	24	Number of contacts	
Steckverbinder Verriegelung	Bajonett/bayonet													Connector locking system	
Anschlussart	löten/solder													Termination	
Anschlussquerschnitt	max. 0,75 mm ² (max. AWG 20)						max. 0,25 mm ² (max. AWG 24)				0,14 mm ² (26)			Wire gauge	
Kabeldurchlass	4-6 mm/6-8 mm													Cable outlet	
Schutzart	IP40													Degree of protection	
Mechanische Lebensdauer	> 500 Steckzyklen/> 500 mating cycles													Mechanical operation	
Obere Grenztemperatur	+ 85 °C													Upper temperature	
Untere Grenztemperatur	- 40 °C													Lower temperature	
Bemessungsspannung	250 V (32 V)			125 V (32 V)				60 V (32 V)						Rated voltage	
Bemessungsstoßspannung	1500 V			800 V				500 V						Rated impulse voltage	
Verschmutzungsgrad	1 (2) ¹⁾													Pollution degree	
Überspannungskategorie	I (II) ¹⁾													Overvoltage categorie	
Isolierstoffgruppe	III													Material group	
Bemessungsstrom (40 °C)	7 A		6 A			5 A			3 A			1 A			Rated current (40 °C)
Durchgangswiderstand	≤ 5 mΩ													≤ 3 mΩ	Contact resistance
Material Kontakt	CuZn (Messing/bronze)													Material of contact	
Kontaktoberfläche	Ag (Silber/silver)						Au (Gold/gold)							Contact plating	
Material Kontaktkörper	PBT (UL 94 V-0)													Material of contact body	
Material Gehäuse	PA (UL 94 V-0)													Material of housing	

Miniatursteckverbinder Serie 678
Miniature connectors series 678

Bezeichnung
Description

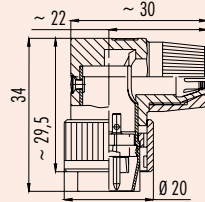
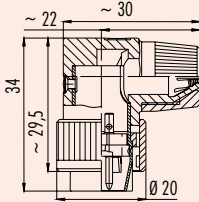
Winkelstecker, Kabeldurchlass 4-6 mm
Male angled connector, cable outlet 4-6 mm

Winkelstecker, Kabeldurchlass 6-8 mm
Male angled connector, cable outlet 6-8 mm

Abbildung
Figure



Maßzeichnung
Drawing



Bestell-Nr.
Ordering-No.

Polzahl Contacts	Bestell-Nr. Ordering-No.
2	99-0601-70-02
3 DIN	99-0605-70-03
4	99-0609-70-04
5	99-0613-70-05
6 DIN	99-0617-70-06
7	99-0621-70-07
7 DIN	99-0681-70-07
8 DIN	99-0645-70-08
12	99-0649-70-12
14	99-0653-70-14
16	99-0657-70-16
19	99-0665-70-19
24	-

Polzahl Contacts	Bestell-Nr. Ordering-No.
2	99-0601-72-02
3 DIN	99-0605-72-03
4	99-0609-72-04
5	99-0613-72-05
6 DIN	99-0617-72-06
7	99-0621-72-07
7 DIN	-
8 DIN	99-0645-72-08
12	99-0649-72-12
14	99-0653-72-14
16	99-0657-72-16
19	99-0665-72-19
24	99-0669-72-24

Technische Daten
Specifications

Polzahl	2	3 DIN	4	5	6 DIN	7	7 DIN	8 DIN	12	14	16	19	24	Number of contacts	
Steckverbinder Verriegelung	Bajonett/bayonet													Connector locking system	
Anschlussart	löten/solder													Termination	
Anschlussquerschnitt	max. 0,75 mm ² (max. AWG 20)						max. 0,25 mm ² (max. AWG 24)				0,14 mm ² (26)			Wire gauge	
Kabeldurchlass	4-6 mm/6-8 mm													Cable outlet	
Schutzart	IP40													Degree of protection	
Mechanische Lebensdauer	> 500 Steckzyklen/> 500 mating cycles													Mechanical operation	
Obere Grenztemperatur	+ 85 °C													Upper temperature	
Untere Grenztemperatur	- 40 °C													Lower temperature	
Bemessungsspannung	250 V (32 V)			125 V (32 V)			60 V (32 V)						Rated voltage		
Bemessungsstoßspannung	1500 V			800 V			500 V						Rated impulse voltage		
Verschmutzungsgrad	1 (2) ¹⁾													Pollution degree	
Überspannungskategorie	I (II) ¹⁾													Overvoltage category	
Isolierstoffgruppe	III													Material group	
Bemessungsstrom (40°C)	7 A		6 A			5 A			3 A			1 A		Rated current (40 °C)	
Durchgangswiderstand	≤ 5 mΩ													≤ 3 mΩ	Contact resistance
Material Kontakt	CuZn (Messing/brass)													Material of contact	
Kontaktoberfläche	Ag (Silber/silver)						Au (Gold/gold)						Contact plating		
Material Kontaktkörper	PBT (UL 94 V-0)													Material of contact body	
Material Gehäuse	PA (UL 94 V-0)													Material of housing	

¹⁾ Bei Verschm.grad 2, Übersp.kat. II reduzierte Bemessungsspannung 32 V./ ¹⁾ In case of pollution degree 2, overvoltage category II rated voltage is reduced to 32 V.

Miniatursteckverbinder Serie 678
Miniature connectors series 678

Bezeichnung
Description

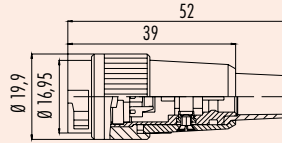
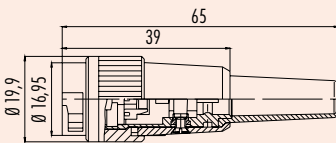
Kabeldose, Kabeldurchlass 4-6 mm
Female cable connector, cable outlet 4-6 mm

Kabeldose, Kabeldurchlass 6-8 mm
Female cable connector, cable outlet 6-8 mm

Abbildung
Figure



Maßzeichnung
Drawing



Bestell-Nr.
Ordering-No.

Polzahl Contacts	Bestell-Nr. Ordering-No.
2	99-0602-00-02
3 DIN	99-0606-00-03
4	99-0610-00-04
5	99-0614-00-05
6 DIN	99-0618-00-06
7	99-0622-00-07
7 DIN	99-0682-00-07
8 DIN	99-0646-00-08
12	99-0650-00-12
14	99-0654-00-14
16	99-0658-00-16
19	99-0666-00-19
24	-

Polzahl Contacts	Bestell-Nr. Ordering-No.
2	99-0602-02-02
3 DIN	99-0606-02-03
4	99-0610-02-04
5	99-0614-02-05
6 DIN	99-0618-02-06
7	99-0622-02-07
7 DIN	-
8 DIN	99-0646-02-08
12	99-0650-02-12
14	99-0654-02-14
16	99-0658-02-16
19	99-0666-02-19
24	99-0670-02-24

Technische Daten
Specifications

Polzahl	2	3 DIN	4	5	6 DIN	7	7 DIN	8 DIN	12	14	16	19	24	Number of contacts	
Steckverbinder Verriegelung	Bajonett/bayonet													Connector locking system	
Anschlussart	löten/solder													Termination	
Anschlussquerschnitt	max. 0,75 mm ² (max. AWG 20)						max. 0,25 mm ² (max. AWG 24)				0,14 mm ² (26)			Wire gauge	
Kabeldurchlass	4-6 mm/6-8 mm													Cable outlet	
Schutzart	IP40													Degree of protection	
Mechanische Lebensdauer	> 500 Steckzyklen/> 500 mating cycles													Mechanical operation	
Obere Grenztemperatur	+ 85 °C													Upper temperature	
Untere Grenztemperatur	- 40 °C													Lower temperature	
Bemessungsspannung	250 V (32 V)			125 V (32 V)			60 V (32 V)						Rated voltage		
Bemessungsstoßspannung	1500 V			800 V			500 V						Rated impulse voltage		
Verschmutzungsgrad	1 (2) ¹⁾													Pollution degree	
Überspannungskategorie	I (II) ¹⁾													Overvoltage categorie	
Isolierstoffgruppe	III													Material group	
Bemessungsstrom (40 °C)	7 A		6 A			5 A			3 A			1 A		Rated current (40 °C)	
Durchgangswiderstand	≤ 5 mΩ													≤ 3 mΩ	Contact resistance
Material Kontakt	CuSn (Bronze/bronze)													Material of contact	
Kontaktoberfläche	Ag (Silber/silver)						Au (Gold/gold)						Contact plating		
Material Kontaktkörper	PBT (UL 94 V-0)													Material of contact body	
Material Gehäuse	PA (UL 94 V-0)													Material of housing	

Miniatursteckverbinder Serie 678 Miniature connectors series 678

Bezeichnung
Description

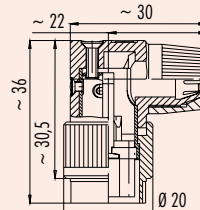
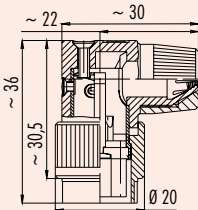
Winkeldose, Kabeldurchlass 4-6 mm
Female angled connector, cable outlet 4-6 mm

Winkeldose, Kabeldurchlass 6-8 mm
Female angled connector, cable outlet 6-8 mm

Abbildung
Figure



Maßzeichnung
Drawing



Bestell-Nr.
Ordering-No.

Polzahl Contacts	Bestell-Nr. Ordering-No.
2	99-0602-70-02
3 DIN	99-0606-70-03
4	99-0610-70-04
5	99-0614-70-05
6 DIN	99-0618-70-06
7	99-0622-70-07
7 DIN	99-0682-70-07
8 DIN	99-0646-70-08
12	99-0650-70-12
14	99-0654-70-14
16	99-0658-70-16
19	99-0666-70-19
24	-

Polzahl Contacts	Bestell-Nr. Ordering-No.
2	99-0602-72-02
3 DIN	99-0606-72-03
4	99-0610-72-04
5	99-0614-72-05
6 DIN	99-0618-72-06
7	99-0622-72-07
7 DIN	-
8 DIN	99-0646-72-08
12	99-0650-72-12
14	99-0654-72-14
16	99-0658-72-16
19	99-0666-72-19
24	99-0670-72-24

Technische Daten
Specifications

	2	3 DIN	4	5	6 DIN	7	7 DIN	8 DIN	12	14	16	19	24	
Polzahl	2	3 DIN	4	5	6 DIN	7	7 DIN	8 DIN	12	14	16	19	24	Number of contacts
Steckverbinder Verriegelung	Bajonett/bayonet													Connector locking system
Anschlussart	löten/solder													Termination
Anschlussquerschnitt	max. 0,75 mm ² (max. AWG 20)						max. 0,25 mm ² (max. AWG 24)						0,14 mm ² (26)	Wire gauge
Kabeldurchlass	4-6 mm/6-8 mm													Cable outlet
Schutzart	IP40													Degree of protection
Mechanische Lebensdauer	> 500 Steckzyklen/> 500 mating cycles													Mechanical operation
Obere Grenztemperatur	+ 85 °C													Upper temperature
Untere Grenztemperatur	- 40 °C													Lower temperature
Bemessungsspannung	250 V (32 V)			125 V (32 V)			60 V (32 V)						Rated voltage	
Bemessungsstoßspannung	1500 V			800 V			500 V						Rated impulse voltage	
Verschmutzungsgrad	1 (2) ¹⁾													Pollution degree
Überspannungskategorie	I (II) ¹⁾													Overvoltage categorie
Isolierstoffgruppe	III													Material group
Bemessungsstrom (40°C)	7 A		6 A			5 A			3 A			1 A		Rated current (40 °C)
Durchgangswiderstand	≤ 5 mΩ						≤ 3 mΩ						Contact resistance	
Material Kontakt	CuSn (Bronze/bronze)													Material of contact
Kontaktoberfläche	Ag (Silber/silver)						Au (Gold/gold)						Contact plating	
Material Kontaktkörper	PBT (UL 94 V-0)													Material of contact body
Material Gehäuse	PA (UL 94 V-0)													Material of housing

¹⁾ Bei Verschm.grad 2, Übersp.kat. II reduzierte Bemessungsspannung 32 V./ ¹⁾ In case of pollution degree 2, overvoltage category II rated voltage is reduced to 32 V.

Miniatursteckverbinder Serie 678 Miniature connectors series 678

Bezeichnung
Description

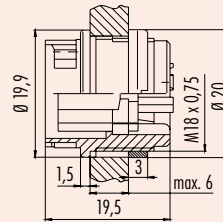
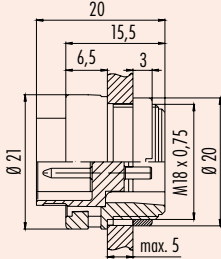
Flanschstecker
Male socket

Flanschdose
Female socket

Abbildung
Figure



Maßzeichnung
Drawing



Bestell-Nr.
Ordering-No.

Polzahl Contacts	Bestell-Nr. Ordering-No.
2	99-0603-00-02
3 DIN	99-0607-00-03
4	99-0611-00-04
5	99-0615-00-05
6 DIN	99-0619-00-06
7	99-0623-00-07
7 DIN	99-0683-00-07
8 DIN	99-0647-00-08
12	99-0651-00-12
14	99-0655-00-14
16	99-0659-00-16
19	99-0667-00-19
24	99-0671-00-24

Polzahl Contacts	Bestell-Nr. Ordering-No.
2	99-0604-00-02
3 DIN	99-0608-00-03
4	99-0612-00-04
5	99-0616-00-05
6 DIN	99-0620-00-06
7	99-0624-00-07
7 DIN	99-0684-00-07
8 DIN	99-0648-00-08
12	99-0652-00-12
14	99-0656-00-14
16	99-0660-00-16
19	99-0668-00-19
24	99-0672-00-24

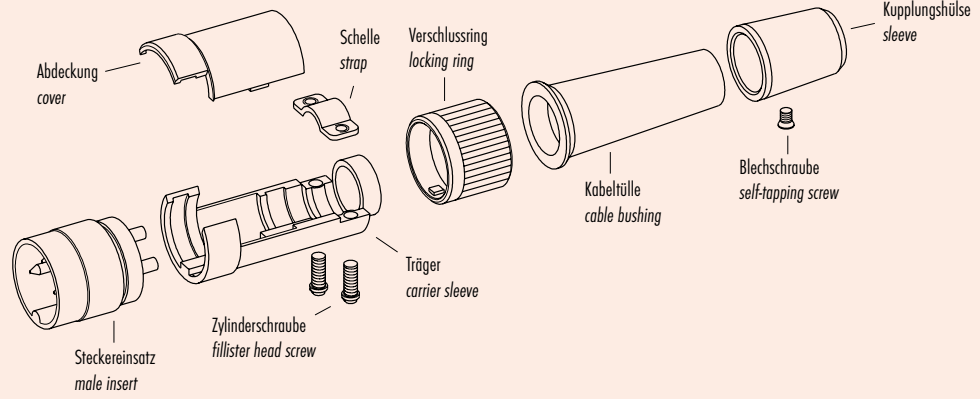
Technische Daten
Specifications

Polzahl	2	3 DIN	4	5	6 DIN	7	7 DIN	8 DIN	12	14	16	19	24	Number of contacts
Steckverbinder Verriegelung	Bajonett/bayonet													Connector locking system
Anschlussart	löten/solder													Termination
Anschlussquerschnitt	max. 0,75 mm ² (max. AWG 20)						max. 0,25 mm ² (max. AWG 24)				0,14 mm ² (26)			Wire gauge
Kabeldurchlass	-													Cable outlet
Schutzart	IP40													Degree of protection
Mechanische Lebensdauer	> 500 Steckzyklen / > 500 mating cycles													Mechanical operation
Obere Grenztemperatur	+ 85 °C													Upper temperature
Untere Grenztemperatur	- 40 °C													Lower temperature
Bemessungsspannung	250 V (32 V)			125 V (32 V)			60 V (32 V)						Rated voltage	
Bemessungsstoßspannung	1500 V			800 V			500 V						Rated impulse voltage	
Verschmutzungsgrad	1 (2) ¹⁾													Pollution degree
Überspannungskategorie	I (II) ¹⁾													Overvoltage categorie
Isolierstoffgruppe	III													Material group
Bemessungsstrom (40 °C)	7 A		6 A			5 A			3 A			1 A		Rated current (40 °C)
Durchgangswiderstand	≤ 5 mΩ						≤ 3 mΩ						Contact resistance	
Material Kontakt	Stift/pin CuZn (Messing/brass), Buchse/socket CuSn (Bronze/bronze)													Material of contact
Kontaktoberfläche	Ag (Silber/silver)						Au (Gold/gold)						Contact plating	
Material Kontaktkörper	PBT (UL 94 V-0)													Material of contact body
Material Gehäuse	PA (UL 94 V-0)													Material of housing

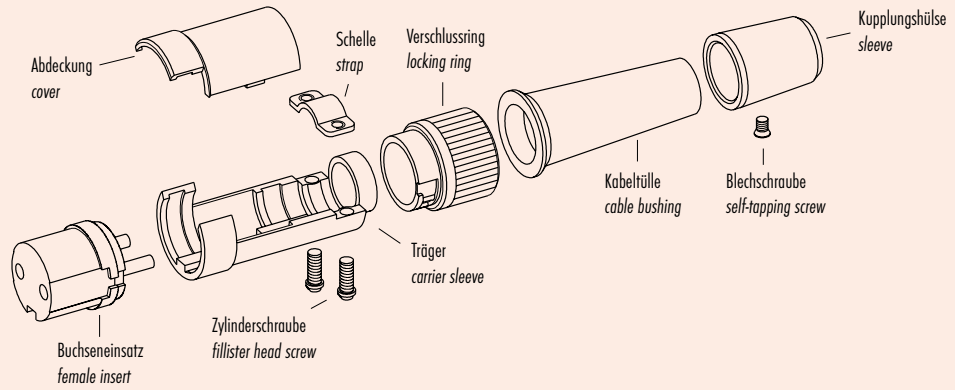
Miniatursteckverbinder Serie 678
Miniature connectors series 678

Einzelteildarstellung
 Component part drawing

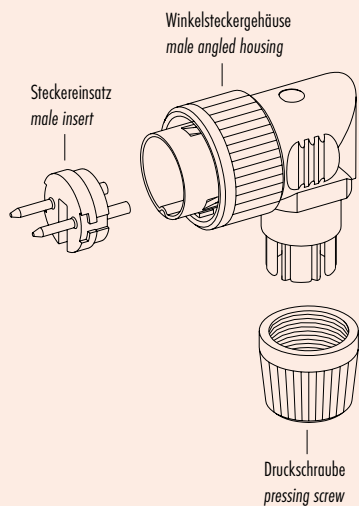
Kabelstecker
 Male cable connector



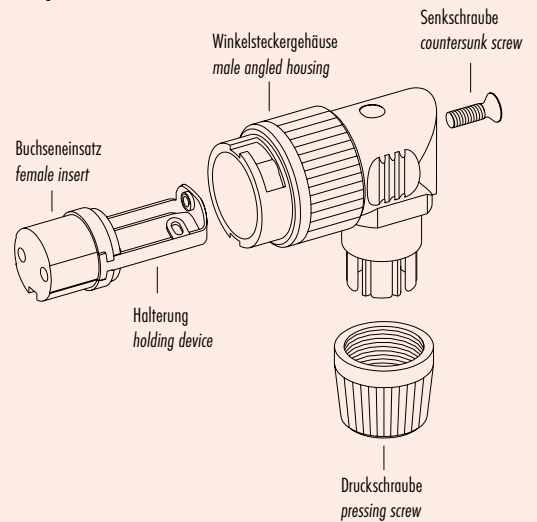
Kabeldose
 Female cable connector



Winkelstecker
 Male angled connector



Winkeldose
 Female angled connector



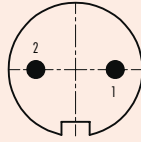
Miniatursteckverbinder Serie 678 Miniature connectors series 678

Polbilder
Contact arrangements

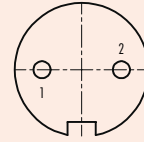
Stifteinsatz (Steckseite)
Male insert (mating side)

Buchseinsatz (Steckseite)
Female insert (mating side)

2 pol
2 contacts

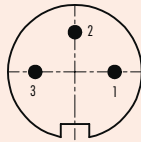


	X	Y
1	3,50	0,00
2	-3,50	0,00

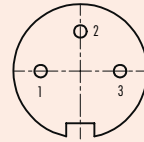


	X	Y
1	-3,50	0,00
2	3,50	0,00

3 pol (DIN 41524)
3 contacts (DIN 41524)

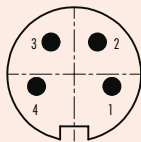


	X	Y
1	3,50	0,00
2	0,00	3,50
3	-3,50	0,00

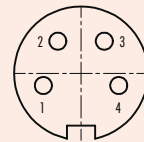


	X	Y
1	-3,50	0,00
2	0,00	3,50
3	3,50	0,00

4 pol
4 contacts

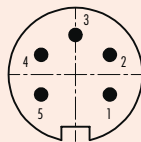


	X	Y
1	3,32	-1,08
2	2,05	2,83
3	-2,05	2,83
4	-3,32	-1,08

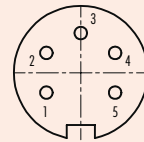


	X	Y
1	-3,32	-1,08
2	-2,05	2,83
3	2,05	2,83
4	3,32	-1,08

5 pol
5 contacts

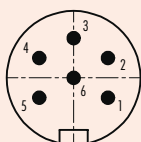


	X	Y
1	3,03	-1,75
2	3,03	1,75
3	0,00	3,50
4	-3,03	1,75
5	-3,03	-1,75

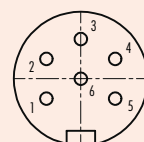


	X	Y
1	-3,03	-1,75
2	-3,03	1,75
3	0,00	3,50
4	3,03	1,75
5	3,03	-1,75

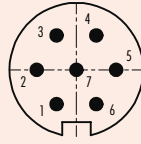
6 pol (DIN 45322)
6 contacts (DIN 45322)



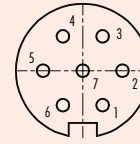
	X	Y
1	3,03	-1,75
2	3,03	1,75
3	0,00	3,50
4	-3,03	1,75
5	-3,03	-1,75
6	0,00	0,00



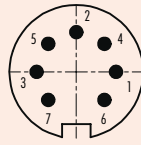
	X	Y
1	-3,03	-1,75
2	-3,03	1,75
3	0,00	3,50
4	3,03	1,75
5	3,03	-1,75
6	0,00	0,00

Miniatursteckverbinder Serie 678
Miniature connectors series 678
Polbilder
Contact arrangements
Stifteinsatz (Steckseite)
Male insert (mating side)
Buchseinsatz (Steckseite)
Female insert (mating side)
7 pol
7 contacts


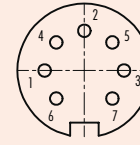
	X	Y
1	-1,75	-3,03
2	-3,50	0,00
3	-1,75	3,03
4	1,75	3,03
5	3,50	0,00
6	1,75	-3,03
7	0,00	0,00



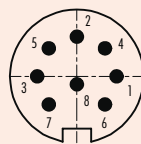
	X	Y
1	1,75	-3,03
2	3,50	0,00
3	1,75	3,03
4	-1,75	3,03
5	-3,50	0,00
6	-1,75	-3,03
7	0,00	0,00

7 pol (DIN 45329)
7 contacts (DIN 45329)


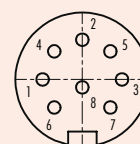
	X	Y
1	3,50	0,00
2	0,00	3,50
3	-3,50	0,00
4	2,47	2,47
5	-2,47	2,47
6	2,47	-2,47
7	-2,47	-2,47



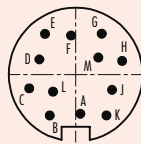
	X	Y
1	-3,50	0,00
2	0,00	3,50
3	3,50	0,00
4	-2,47	2,47
5	2,47	2,47
6	-2,47	-2,47
7	2,47	-2,47

8 pol (DIN 45326)
8 contacts (DIN 45326)


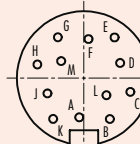
	X	Y
1	3,50	0,00
2	0,00	3,50
3	-3,50	0,00
4	2,47	2,47
5	-2,47	2,47
6	2,47	-2,47
7	-2,47	-2,47
8	0,00	-0,70



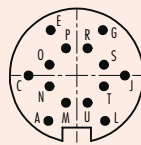
	X	Y
1	-3,50	0,00
2	0,00	3,50
3	3,50	0,00
4	-2,47	2,47
5	2,47	2,47
6	-2,47	-2,47
7	2,47	-2,47
8	0,00	-0,70

12 pol
12 contacts


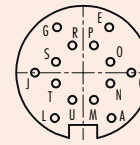
	X	Y
A	0,41	-3,45
B	-2,29	-3,61
C	-4,10	-1,21
D	-3,20	1,34
E	-2,71	3,59
F	-0,41	3,45
G	2,29	3,61
H	4,10	1,21
J	3,20	-1,34
K	2,71	-3,59
L	-2,00	-1,51
M	2,00	1,51



	X	Y
A	-0,41	-3,45
B	2,29	-3,61
C	4,10	-1,21
D	3,20	1,34
E	2,71	3,59
F	0,41	3,45
G	-2,29	3,61
H	-4,10	1,21
J	-3,20	-1,34
K	-2,71	-3,59
L	-2,00	-1,51
M	2,00	1,51

14 pol
14 contacts


	X	Y
A	-2,50	-4,00
C	-4,25	0,00
E	-2,30	4,00
G	2,30	4,00
J	4,25	0,00
L	2,50	4,00
M	-0,95	-2,40
N	-2,40	-0,95
O	-2,40	0,95
P	-0,95	2,40
R	0,95	2,40
S	2,40	0,95
T	2,40	-0,95
U	0,95	-2,40



	X	Y
A	2,50	-4,00
C	4,25	0,00
E	2,30	4,00
G	-2,30	4,00
J	-4,25	0,00
L	-2,50	4,00
M	0,95	-2,40
N	2,40	-0,95
O	2,40	0,95
P	0,95	2,40
R	-0,95	2,40
S	-2,40	0,95
T	-2,40	-0,95
U	-0,95	-2,40

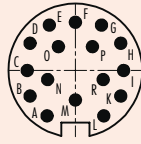
Miniatursteckverbinder Serie 678 Miniature connectors series 678

Polbilder
Contact arrangements

Stifteinsatz (Steckseite)
Male insert (mating side)

Buchseinsatz (Steckseite)
Female insert (mating side)

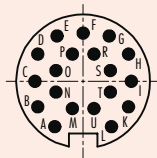
16 pol
16 contacts



	X	Y
A	-2,50	-4,00
B	-4,00	-2,25
C	-4,25	0,00
D	-4,00	2,40
E	-2,30	4,00
F	0,00	4,25
G	2,30	4,00
H	4,00	2,40
I	4,25	0,00
K	4,00	-2,25
L	2,50	-4,00
M	0,00	-2,60
N	-2,45	-0,80
O	-1,50	2,10
P	1,50	2,10
R	2,40	-0,80

	X	Y
A	2,50	-4,00
B	4,00	-2,25
C	4,25	0,00
D	4,00	2,40
E	2,30	4,00
F	0,00	4,25
G	-2,30	4,00
H	-4,00	2,40
I	-4,25	0,00
K	-4,00	-2,25
L	-2,50	-4,00
M	0,00	-2,60
N	2,45	-0,80
O	1,50	2,10
P	-1,50	2,10
R	-2,40	-0,80

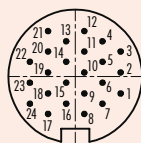
19 pol
19 contacts



	X	Y
A	-2,50	-4,00
B	-4,00	-2,25
C	-4,25	0,00
D	-4,00	2,40
E	-2,30	4,00
F	0,00	4,25
G	2,30	4,00
H	4,00	2,40
I	4,25	0,00
K	4,00	-2,25
L	2,50	-4,00
M	-0,95	-2,40
N	-2,40	-0,95
O	-2,40	0,95
P	-0,95	2,40
R	0,95	2,40
S	2,40	0,95
T	2,40	-0,95
U	0,95	-2,40

	X	Y
A	2,50	-4,00
B	4,00	-2,25
C	4,25	0,00
D	4,00	2,40
E	2,30	4,00
F	0,00	4,25
G	-2,30	4,00
H	-4,00	2,40
I	-4,25	0,00
K	-4,00	-2,25
L	-2,50	-4,00
M	0,95	-2,40
N	2,40	-0,95
O	2,40	0,95
P	0,95	2,40
R	-0,95	2,40
S	-2,40	0,95
T	-2,40	-0,95
U	-0,95	-2,40

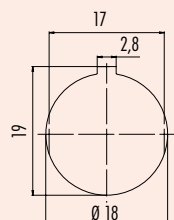
24 pol
24 contacts



	X	Y
1	4,00	-1,50
2	4,00	0,35
3	4,00	2,20
4	2,40	3,10
5	2,40	1,30
6	2,40	-0,55
7	2,40	-2,40
8	0,80	-3,30
9	0,80	-1,50
10	0,80	0,35
11	0,80	2,20
12	0,80	4,00
13	-0,80	3,10
14	-0,80	1,30
15	-0,80	-0,55
16	-0,80	-2,40
17	-2,40	-3,30
18	-2,40	-1,50
19	-2,40	0,35
20	-2,40	2,20
21	-2,40	4,00
22	-4,00	1,30
23	-4,00	-0,55
24	-4,00	-2,40

	X	Y
1	-4,00	-1,50
2	-4,00	0,35
3	-4,00	2,20
4	-2,40	3,10
5	-2,40	1,30
6	-2,40	-0,55
7	-2,40	-2,40
8	-0,80	-3,30
9	-0,80	-1,50
10	-0,80	0,35
11	-0,80	2,20
12	-0,80	4,00
13	0,80	3,10
14	0,80	1,30
15	0,80	-0,55
16	0,80	-2,40
17	2,40	-3,30
18	2,40	-1,50
19	2,40	0,35
20	2,40	2,20
21	2,40	4,00
22	4,00	1,30
23	4,00	-0,55
24	4,00	-2,40

Montageausschnitt
Panel cut out



Miniatursteckverbinder Serie 678
Miniature connectors series 678


Zubehör
Accessories

Bezeichnung
Description

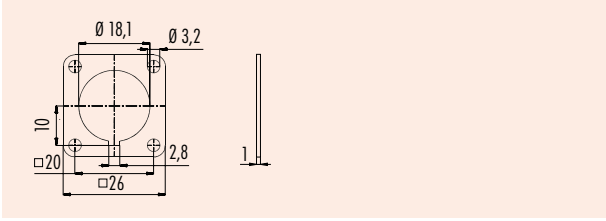
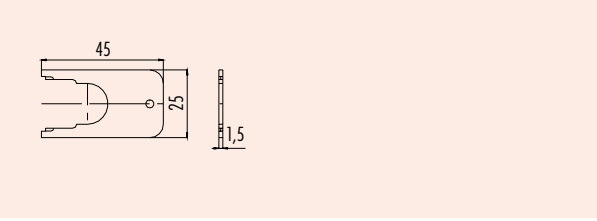
Montageschlüssel für Flanschsteckverbinder
Mounting spanner for sockets

Viereckflansch für Flanschsteckverbinder
Rectangular flange for sockets

Abbildung
Figure



Maßzeichnung
Drawing



Bestell-Nr.
Ordering-No.

Bestell-Nr.
Ordering-No.
07-0010-001



Bestell-Nr.
Ordering-No.
04-0106-001

Bezeichnung
Description

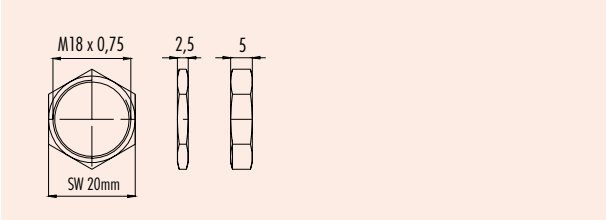
Blindstopfen, IP 67
Blind plug, IP 67

6-Kant Mutter
Hexagonal nut

Abbildung
Figure



Maßzeichnung
Drawing



Bestell-Nr.
Ordering-No.

Bestell-Nr.
Ordering-No.
08-2668-000-001

Bestell-Nr.
Ordering-No.
01-0146-001 (2,5 mm)
01-5006-001 (5,0 mm)
01-0010-001 Mit Rändel/with knurled screw