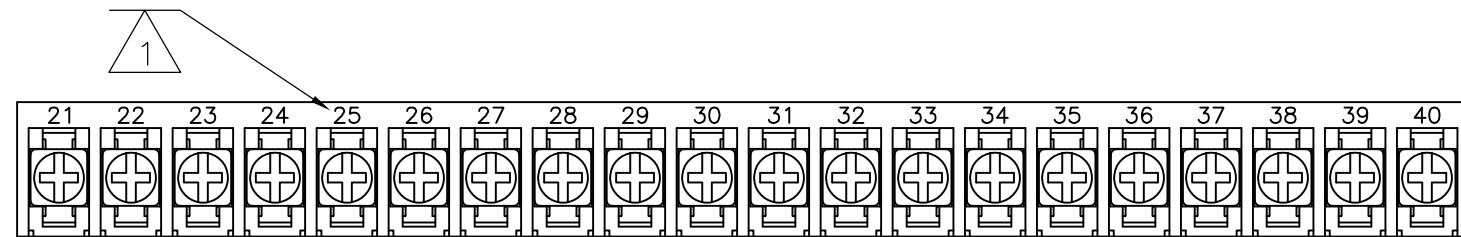
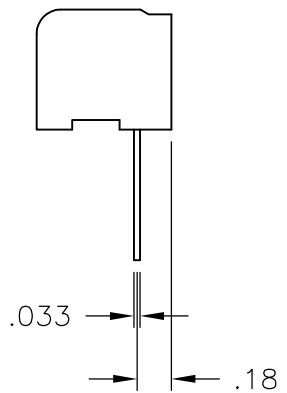
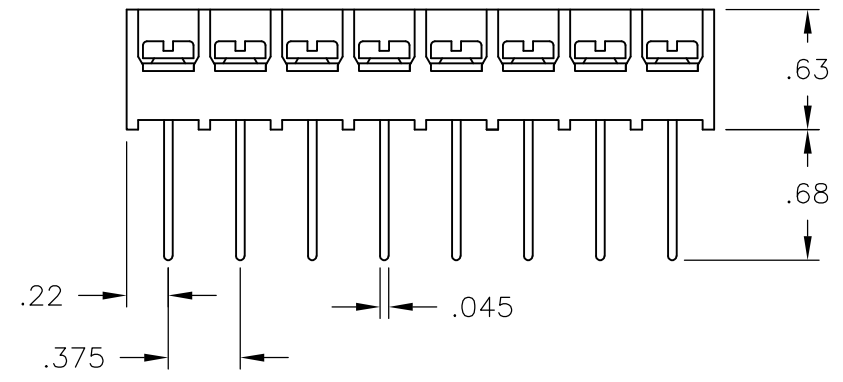
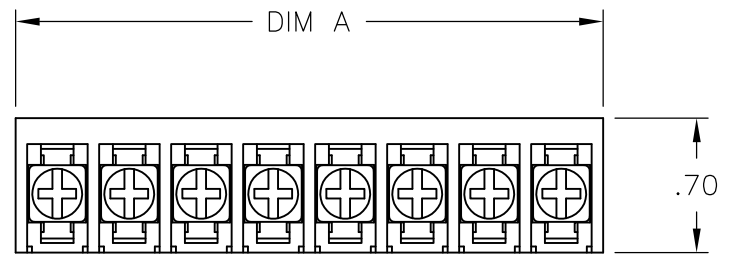


THIS DRAWING IS UNPUBLISHED. RELEASED FOR PUBLICATION  
 © COPYRIGHT BY TYCO ELECTRONICS CORPORATION. ALL RIGHTS RESERVED.

LOC FT	DIST 0	REVISIONS			
P	LTR	DESCRIPTION	DATE	DWN	APVD
	C	REVISED PER ECO-10-012475	22SEP10	HMR	CR



3-1546159-7 SHOWN



SEE FIGURE

11.311	30	6WWV-30-008	3-796608-5
10.936	29	6WWV-29-008	3-796608-4
10.561	28	6WWV-28-008	3-796608-3
10.186	27	6WWV-27-008	3-796608-2
9.811	26	6WWV-26-008	3-796608-1
9.436	25	6WWV-25-008	3-796608-0
9.061	24	6WWV-24-008	3-1546159-9
8.686	23	6WWV-23-008	2-796608-9
8.311	22	6WWV-22-008	2-796608-8
7.936	21	6WWV-21-008	2-796608-7
7.561	20	6WWV-20-1019	3-1546159-7
7.561	20	6WWV-20-008	3-1546159-6
7.186	19	6WWV-19-008	2-796608-6
6.811	18	6WWV-18-008	2-796608-5
6.436	17	6WWV-17-008	3-1546159-4
6.061	16	6WWV-16-008	2-796608-4
5.686	15	6WWV-15-008	2-796608-3
5.311	14	6WWV-14-008	3-1546159-3
4.936	13	6WWV-13-008	2-796608-2
4.561	12	6WWV-12-008	7-1437655-3
4.186	11	6WWV-11-008	3-1546159-1
3.811	10	6WWV-10-008	3-1546159-0
3.436	9	6WWV-09-008	2-796608-1
3.061	8	6WWV-08-008	6-1437655-2
2.686	7	6WWV-07-008	5-1437655-9
2.311	6	6WWV-06-008	5-1437655-6
1.936	5	6WWV-05-008	2-796608-0
1.561	4	6WWV-04-008	2-1546159-5
1.186	3	6WWV-03-008	4-1437655-5
.811	2	6WWV-02-008	1-796988-4
DIM. "A" REF.	NO. OF POS.	CATALOG NUMBER	TE PART NO.

NOTES:

MATERIAL:  
 HOUSING: THERMOPLASTIC, UL94V-0, BLACK.  
 TERMINALS: BRIGHT TIN PLATED, COPPER ALLOY.  
 SCREWS: 6-32, STEEL, ZINC PLATED W/ CLEAR CHROMATE.

ELECTRICAL:  
 MAXIMUM CURRENT: 25A.  
 OPERATING VOLTAGE: 300V.  
 WIRE RANGE: 12-22 AWG.  
 RECOMMENDED TIGHTENING TORQUE: 7 IN-LBS.

ENVIRONMENTAL:  
 OPERATING TEMP.: 105°C MAX.

1 MARK WITH WHITE PERMANENT INK.

THIS DRAWING IS A CONTROLLED DOCUMENT.		DWN S YODER 3/12/04	Tyco Electronics Corporation Harrisburg, Pa 17105-3608	
DIMENSIONS: INCHES		CHK S YODER 3/12/04	Tyco Electronics	
TOLERANCES UNLESS OTHERWISE SPECIFIED:		APVD S YODER 3/12/04	NAME 6WWV-XX-008 ASSEMBLY	
0 PLC ± -		PRODUCT SPEC	SIZE	
1 PLC ± -		APPLICATION SPEC	CAGE CODE	
2 PLC ± .01			DRAWING NO	
3 PLC ± .005			RESTRICTED TO	
4 PLC ± -			A3 00779 C-4-1437655-5	
ANGLES ± -		WEIGHT	SCALE	
FINISH			SHEET	
			1 OF 1	
		CUSTOMER DRAWING		REV
				C

# Mouser Electronics

Authorized Distributor

Click to View Pricing, Inventory, Delivery & Lifecycle Information:

[TE Connectivity:](#)

[3-796608-5](#)