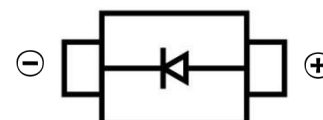


**SCHOTTKY BARRIER DIODE**
**FEATURES**

- Low Forward Voltage Drop;
- Guard Ring Construction for Transient Protection;
- Small Surface Mount device
- Low Reverse Capacitance;
- Low Reverse Recover Time;


**SOD-523**
**Marking: S4**
**MECHANICAL DATA**

- Case: SOD-523
- Case Material: Molded Plastic. UL flammability
- Classification Rating: 94V-0
- Weight: 0.005 grams (approximate)


**MAXIMUM RATINGS (Ta=25°C unless otherwise noted )**

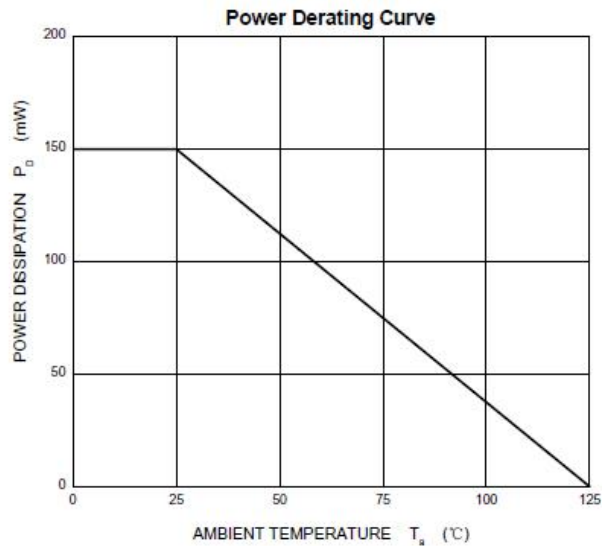
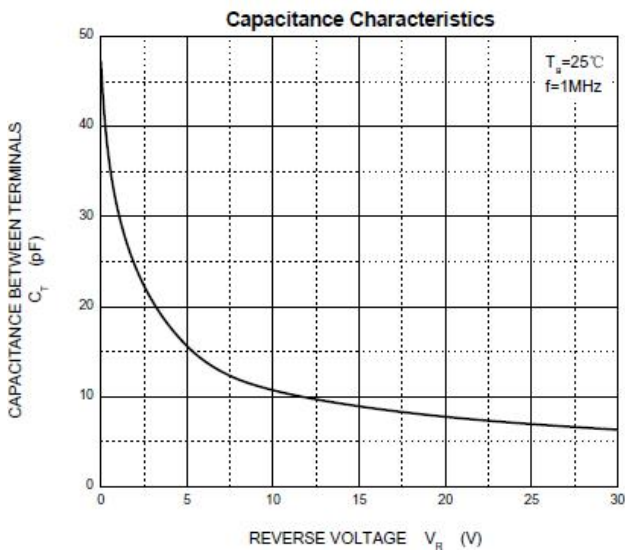
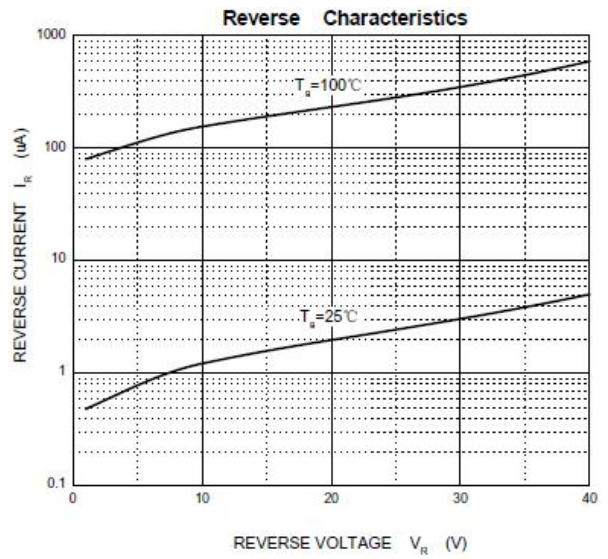
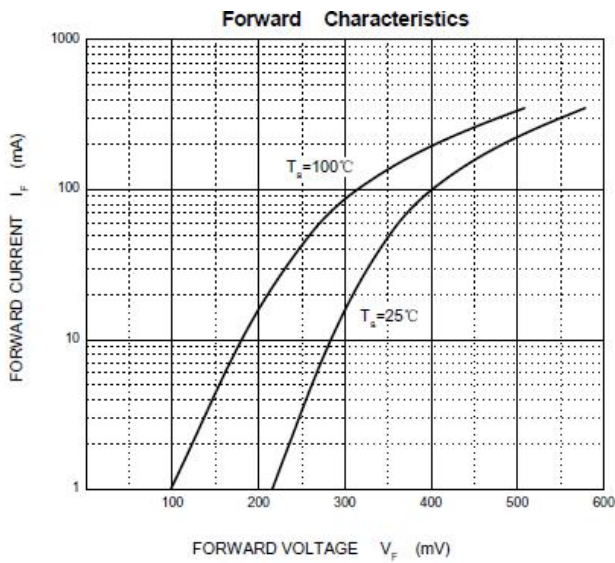
Parameter	Symbol	Value	Unit
Peak Repetitive Peak Reverse Voltage	$V_{RRM}$	40	V
Working Peak Reverse Voltage	$V_{RWM}$		
DC Blocking Voltage	$V_R$		
RMS Reverse Voltage	$V_{R(RMS)}$	28	V
Forward Continuous current	$I_o$	350	mA
Repetitive Peak Forward Current @ $t \leq 1S$	$I_{FRM}$	1	A
Non- Repetitive Peak Forward Surge Current @ $t \leq 8.3mS$ Half Sine Wave	$I_{FSM}$	15	A
Power Dissipation	$P_d$	150	mW
Thermal Resistance Junction To Ambient	$R_{\theta JA}$	667	°C/mW
Junction Temperature	$T_{stg}$	125	°C
Storage Temperature	$T_{stg}$	-55~150	°C

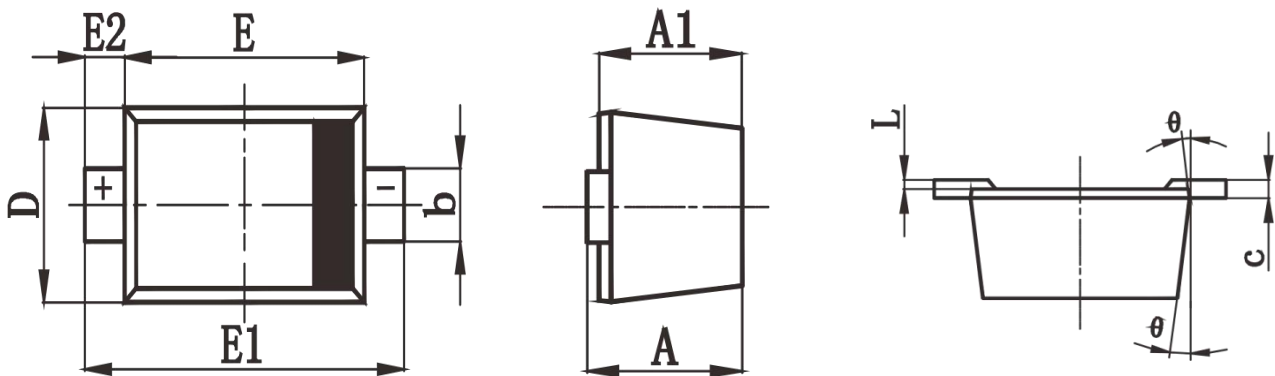
**ELECTRIAL CHARACTERISTICS (Ta=25°C)**

Parameter	Symbol	Test Conditions	Min	Typ	Max	Unit
Reverse Voltage	$V_{(BR)}$	$I_R=100 \mu A$	40			V
Reverse current	$I_R$	$V_R=30V$			5	u A
		$V_R=20V$			2	
		$V_R=30V$			5	
Forward Voltage	$V_F$	$I_F=1mA$		0.27		V
		$I_F=5mA$		0.32		
		$I_F=20mA$			0.37	
		$I_F=200mA$			0.6	
Diode Capacitance	$C_D$	$V_R=4V, f=1.0MHz$		50		pF
Recover Reverse Time	$t_{rr}$	$I_F=I_R=200mA, I_{rr}=0.1 \times I_R, R_L=100 \Omega$		10		nS

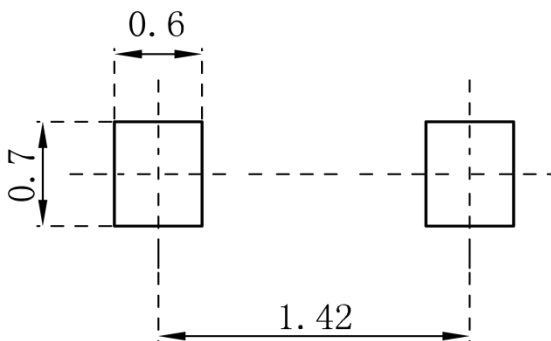
SCHOTTKY BARRIER DIODE

Typical Characteristics



**SCHOTTKY BARRIER DIODE**
**SOD-523 Package Outline Dimensions**


Symbol	Dimensions In Millimeters		Dimensions In Inches	
	Min.	Max.	Min.	Max.
A	0.510	0.770	0.020	0.031
A1	0.010	0.070	0.001	0.003
A2	0.500	0.700	0.020	0.028
b	0.250	0.350	0.010	0.014
c	0.080	0.150	0.003	0.006
D	0.750	0.850	0.030	0.033
E	1.100	1.300	0.043	0.051
E1	1.500	1.700	0.059	0.067
L	0.200 REF		0.008 REF	
L1	0.250	0.400	0.010	0.016
$\theta$	0°	8°	0°	8°

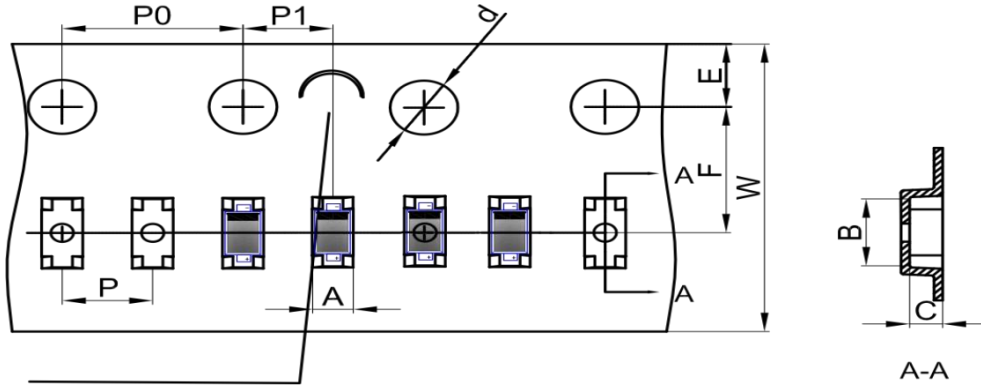
**SOD-523 Suggested Pad Layout**

**Note:**

1. Controlling dimension: in millimeters
2. General tolerance:  $\pm 0.05\text{mm}$
3. The pad layout is for reference purposes only

SCHOTTKY BARRIER DIODE

**SOD-523 Tape and Reel**

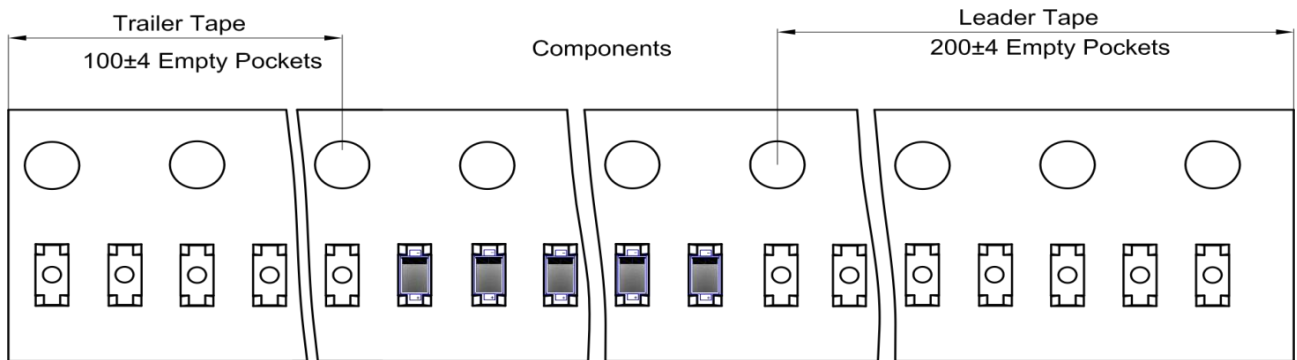
**SOD-523 Embossed Carrier Tape**



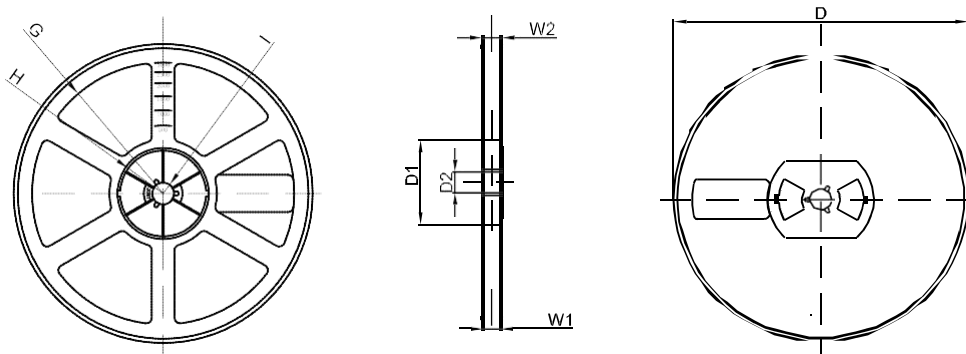
NOTE: TO CAVE 'C' ON CARRIER TAPE PER 120MM

DIMENSIONS ARE IN MILLIMETER										
TYPE	A	B	C	d	E	F	P0	P	P1	W
SOD-523	0.90	1.94	0.73	Ø1.50	1.75	3.50	4.00	2.00	2.00	8.00
TOLERANCE	±0.1	±0.1	±0.1	±0.1	±0.1	±0.1	±0.1	±0.1	±0.1	±0.1

**SOD-523 Tape Leader and Trailer**



**SOD-523 Reel**



DIMENSIONS ARE IN MILLIMETER								
REEL OPTION	D	D1	D2	G	H	I	W1	W2
7" DIA	Ø178	54.40	13.00	R78	R25.60	R6.50	9.50	12.30
TOLERANCE	±2	±1	±1	±1	±1	±1	±1	±1