THIS DRAWING IS UNPUBLISHED. RELEASED FOR PUBLICATION 2000
© COPYRIGHT 2000 BY - ALL RIGHTS RESERVED.

LOC	DIST
A1	-

REVISIONS

P	LTR	DESCRIPTION	DATE	DWN	APVD
	G2	PN 1394897 AND 1418847 OBSOLETE	15NOV2012	S.R.	C.G.
	G3	ECR-14-008680 CANCELED	12JUN2014	Abr	Raab
	G4	Loose Piece Parts removed from Table. ECR-14-012725	25AUG2014	Abr	Raab
	G5	Tolerance from dim. J changed (drawing failure)	02FEB2015	Ho.	Raab

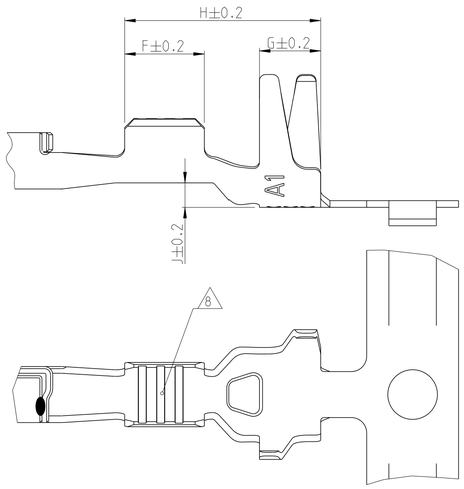

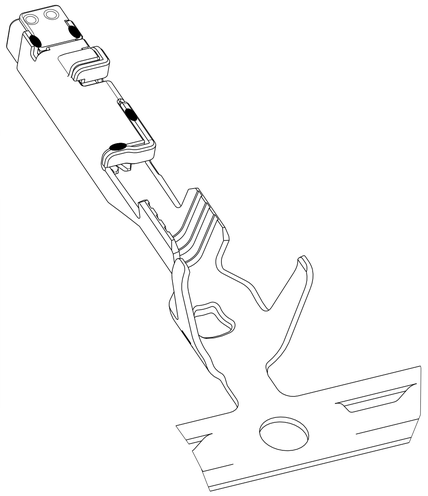

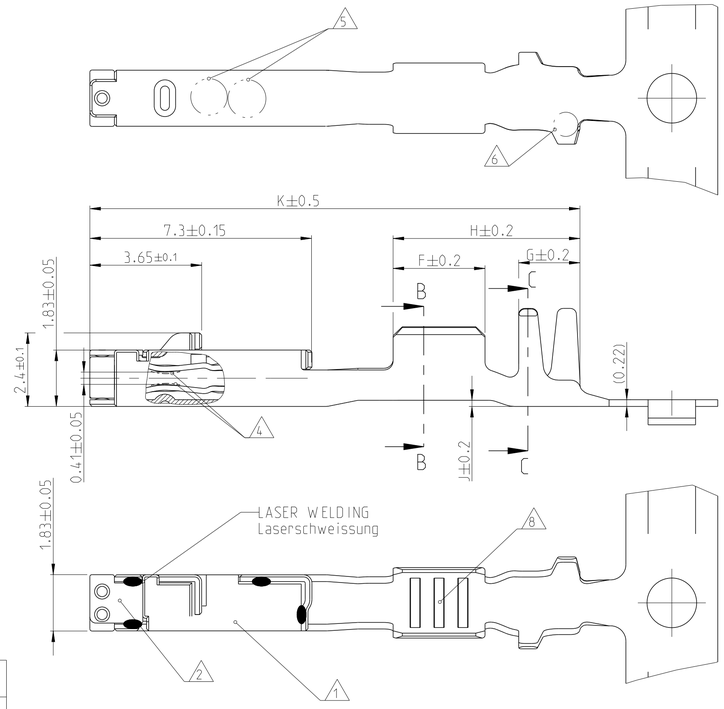

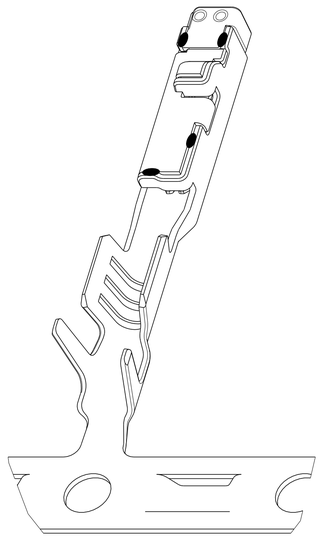

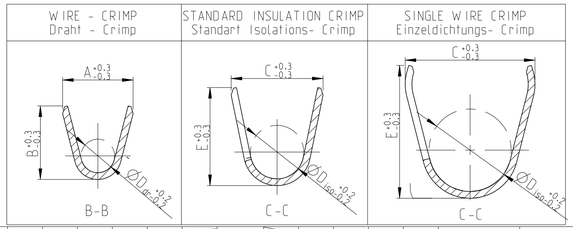

VERSION / Ausfuehrung	ORDER- NO. STRIP FORM Bestell- Nr. Bandware	Rev.	BODY Kontakt-koerper	SPRING Kontakt-feder	BODY Kontakt-koerper	SPRING Kontakt-feder	RANGE Bereich	AWG	mm²	INSULATION Ø Isolations	A	(B)	D_{Dr}	C	E	D_{ISO}	LOOSE PIECE/ Einzelausfuehrung	F	G	H	J	K	Ø 3.55 [mm]	Ø 3.95 [mm]	BLIND PLUG Blindstopfen	TE NO.	MASTER APPLICATION-TOOL Basis Crimp-Werkzeug	DIE-PN FOR BASIC-HANDTOOL 539635-1 ERGO-CRIMP Matrizen PN fuer Basishandzange 539635-1 ERGO-Crimp
			MATERIAL Werkstoff		SURFACE Oberflaeche 4		WIRE-SIZE RANGE ISOLATIONS DIAMETER Leitergerschnitt mm² Isolationsdurchmesser mm 3				WIRE CRIMP Drahtcrimp			ISOLATION CRIMP Isolationscrimp									SINGLE WIRE SEAL FOR CAVITY DIAMETER: Einzeldichtung fuer Kammerdurchmesser: ORDER NO./Bestell-Nr.					EXTRACTION TOOL Ausdrueckwerkzeug 0-1579007-8	
											STRIP FORM/Bandware																EXTRACTION TOOL FOR SECONDARY LOCK Ausdrueckwerkzeug fuer zweite Kontaktsicherung 1-1579007-0	
SINGLE WIRE SEAL/ Einzeldichtung	1418841-3		CuSn0.15	CuNi3Si	TIN PLATED verzinnt	SILVER PLATED versilbert	0.14-0.22	26	0.14	1.05-1.2	1.55	1.55	0.65	4.25	4.3	2.6	AS PRODUCTS ON CARRIERSTRIP wie Bandware	2.6	2	6.4	0.8	16	967067-2	963142-2	963143-1 (Ø3.95) / 967056-1 (Ø3.55)	1528151	4-1579001-8
	1418841-2	-				GOLD PLATED vergoldet		-	0.22																			
	1418841-1	-				TIN PLATED verzinnt																						
	1418844-3	C	CuSn0.15	CuNi3Si	TIN PLATED verzinnt	SILVER PLATED versilbert	0.25-0.35	-	0.25	1.1-1.75	1.85	1.85	0.8	4.25	4.3	2.6		2.6	2	6.4	0.8	16	967067-2	963142-2		1528152	3-1579001-9
	1418844-2	C				GOLD PLATED vergoldet		24	-														967067-1					
	1418844-1	C				TIN PLATED verzinnt		-	0.35																			
								22	-																			
7	1670146-3	A	CuSn0.15	CuNi3Si	TIN PLATED verzinnt	SILVER PLATED versilbert	0.5-0.75	20	0.5	1.4-1.9	2.1	2.1	1.1	4.25	4.3	2.7		2.6	2	6.4	0.8	16	967067-1	963142-1		1528674	5-1579021-7
	1670146-2	A				GOLD PLATED vergoldet		-	0.75																			
	1670146-1	A				TIN PLATED verzinnt																						
7	1418847-3	D	CuSn0.15	CuNi3Si	TIN PLATED verzinnt	SILVER PLATED versilbert	0.5-0.75	20	0.5	1.4-1.9	2.3	2.5	1.1	4.25	4.3	2.7		2.6	2	6.4	0.8	16	967067-1	963142-2		1528153	3-1579001-8
	1418847-2	D				GOLD PLATED vergoldet		-	0.75																			
	1418847-1	D				TIN PLATED verzinnt																						
	1418850-3	B	CuSn0.15	CuNi3Si	TIN PLATED verzinnt	SILVER PLATED versilbert	1.0-1.5	18	-	1.9-2.4	2.6	2.95	1.3	4.45	4.3	2.9		3	2	6.8	0.8	16.5	967067-1	967067-1		1528154	3-1579001-7
	1418850-2	B				GOLD PLATED vergoldet		-	1														-					
	1418850-1	B				TIN PLATED verzinnt		16	-																			
								-	1.5																			
STANDARDCRIMP	1452500-3	-	CuSn0.15	CuNi3Si	TIN PLATED verzinnt	SILVER PLATED versilbert	0.14-0.22	26	0.14	1.05-1.2	1.55	1.55	0.65	2.1	2.1	1.1		2.6	2	5.7	0	15	-	-		1528146	3-1579001-6
	1452500-2	-				GOLD PLATED vergoldet																						
	1452500-1	-				TIN PLATED verzinnt		-	0.22																			
	1534594-3	E	CuSn0.15	CuNi3Si	TIN PLATED verzinnt	SILVER PLATED versilbert	0.25-0.35	-	0.25	1.1-1.75	1.85	1.85	0.8	2.65	2.65	1.4		2.6	2	5.7	0.2	15	-	-		1528147	0-1579001-6
	1534594-2	E				GOLD PLATED vergoldet		24	-																			
	1534594-1	E				TIN PLATED verzinnt		-	0.35																			
								22	-																			
7	1670144-3	A	CuSn0.15	CuNi3Si	TIN PLATED verzinnt	SILVER PLATED versilbert	0.5-0.75	20	0.5	1.4-1.9	2.1	2.1	1.1	2.8	2.9	1.6		3	2	6.1	0.2	16	-	-		1528673	5-1579021-6
	1670144-2	A				GOLD PLATED vergoldet		-	0.75																			
	1670144-1	A				TIN PLATED verzinnt																						
7	1394897-3	E	CuSn0.15	CuNi3Si	TIN PLATED verzinnt	SILVER PLATED versilbert	0.5-0.75	20	0.5	1.4-1.9	2.3	2.5	1.1	3	3.2	1.75		3	2	6.1	0.2	16	-	-		1528148	0-1579001-5
	1394897-2	E				GOLD PLATED vergoldet		-	0.75																			
	1394897-1	E				TIN PLATED verzinnt																						
	1452503-3	C	CuSn0.15	CuNi3Si	TIN PLATED verzinnt	SILVER PLATED versilbert	1.0-1.5	18	-	1.9-2.4	2.6	2.95	1.3	3.75	3.95	2.1		3	2	6.1	0.2	16	-	-		1528150	1-1579001-3
	1452503-2	C				GOLD PLATED vergoldet		-	1																			
	1452503-1	C				TIN PLATED verzinnt		16	-																			
								-	1.5																			

NOTES

1. BODY
2. SPRING
3. ONLY FOR FLR-WIRE SEE DIN 72551, PART 6 AND AWG WIRE ACCORDING DC-SPEC: MS-8288; MS-7889; MS-9532
4. SUREFACE
   a) BODY
      -PRE TIN 1 TO 3 µm
   b) SPRING
      -PRE TIN SnAg 1 TO 3 µm
      -GOLD PLATED MIN. 0.8 µm (ONLY CONTACT AREA)
      -SILVER PLATED 2 TO 5 µm (ONLY CONTACT AREA)
5. STAMPED INDICATOR FOR PLATING:
   - A U GOLD PLATING
   - A G SILVER PLATING
   - TIN PLATING WITHOUT INDICATOR
6. OPTIONAL DATE CODE
7. 1394897-1, -2, -3 superseded by 1670144-1, -2, -3
   1418847-1, -2, -3 superseded by 1670146-1, -2, -3

   CAUTION!
   PART NUMBERS 1670144 AND 1670146 ARE PROCESSED WITH OTHER CRIMP HEIGHTS. SEE APPLICATION SPECIFICATION NO.114-18464 UP FROM REVISION "P"
8. DIFFERENT FORM OF THE SERRATIONS POSSIBLE

Bemerkungen

1. Kontaktkoerper
2. Kontaktfeder
3. Nur fuer FLR-Leitung nach DIN 72551, Teil 6 und AWG Leitung nach DC-Spec: MS-8288; MS-7889; MS-9532
4. Oberflaeche
   a) Kontaktkoerper
      -verzinnt 1 bis 3 µm
   b) Kontaktfeder
      -verzinnt SnAg 1 bis 3 µm
      -galv. vergoldet min. 0.8 µm (nur Kontaktzone)
      -galv. versilbert 2 bis 5 µm (nur Kontaktzone)
5. Markierung fuer galvanische Ausfuehrung:
   - A U vergoldet
   - A G versilbert
   - Verzinnt: ohne Markierung
6. Optional Datumscode
7. 1394897-1, -2, -3 ersetzt durch 1670144-1, -2, -3
   1418847-1, -2, -3 ersetzt durch 1670146-1, -2, -3

   ACHTUNG!
   Teilenummern 1670144 und 1670146 werden mit anderen Crimphoehen verarbeitet. Siehe Verarbeitungsspezifikation Nr.114-18464 ab Revision "P"
8. Unterschiedliche Ausfuehrung der Rillen moeglich

THIS DRAWING IS A CONTROLLED DOCUMENT.

DIMENSIONS: mm

TOLERANCES UNLESS OTHERWISE SPECIFIED:
0 PLC ±0.2
1 PLC ±0.2
2 PLC ±
3 PLC ±
4 PLC ±
ANGLES ±1°

MATERIAL - -
FINISH - -

TOLERANCING ISO 8015
TOLERIERUNG ISO 8015

DWN	G. Hotea	17AUG2001
CHK	E.Herth	11MAR2002
APVD	H. Wendling	12MAR2002
PRODUCT SPEC	108-18782	
APPLICATION SPEC	114-18464	
WEIGHT	0.18 g	

TE Connectivity

NAME: MCON 1.2 CB (CLEAN BODY)

SIZE	CAGE CODE	DRAWING NO	RESTRICTED TO
A1	00779	C-1534326	-

Customer Drawing | SCALE 10:1 | SHEET 1 OF 1 | REV G5

4805 (3/11)

Mouser Electronics

Authorized Distributor

Click to View Pricing, Inventory, Delivery & Lifecycle Information:

TE Connectivity:

1418844-1