

KM-4457F3C

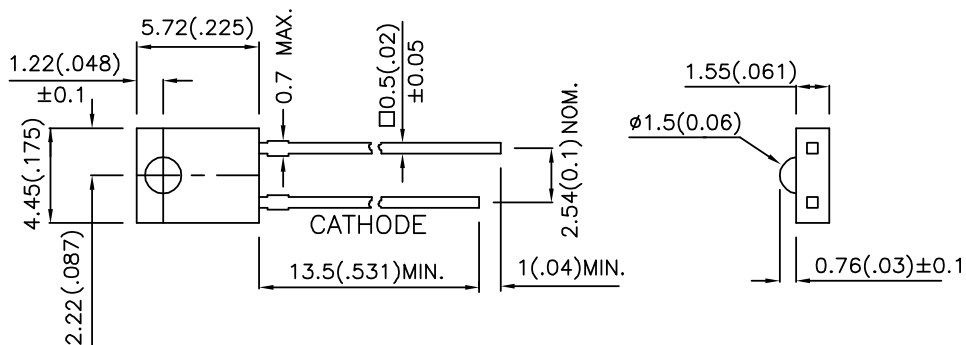
Features

- SIDE LOOKING PACKAGE.
- MECHANICALLY AND SPECTRALLY MATCHED TO THE PHOTOTRANSISTOR.
- WATER CLEAR LENS.
- RoHS COMPLIANT.

Description

F3 Made with Gallium Arsenide Infrared Emitting diodes.

Package Dimensions



Notes:

1. All dimensions are in millimeters (inches).
2. Tolerance is $\pm 0.25 (0.01")$ unless otherwise noted.
3. Lead spacing is measured where the leads emerge from the package.
4. Specifications are subject to change without notice.

Selection Guide

Part No.	Dice	Lens Type	Po (mW/sr) @ 20mA		Viewing Angle
			Min.	Typ.	2θ1/2
KM-4457F3C	GaAs	WATER CLEAR	0.8	4	70°

Note:

1. θ1/2 is the angle from optical centerline where the luminous intensity is 1/2 the optical centerline value.

Electrical / Optical Characteristics at TA=25°C

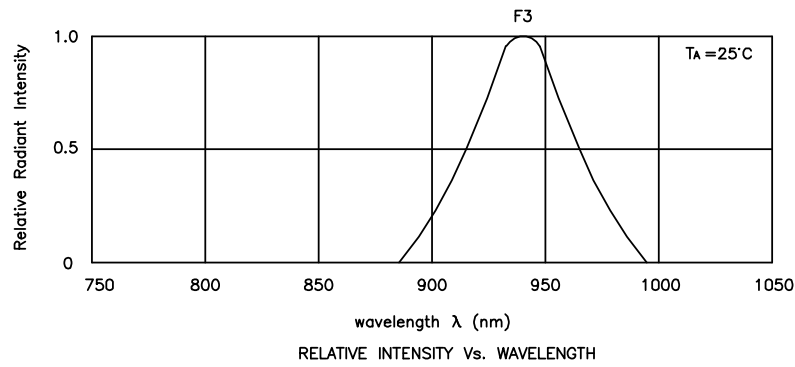
Parameter	P/N	Symbol	Typ.	Max.	Units	Test Conditions
Forward Voltage	F3	V _F	1.2	1.6	V	I _F =20mA
Reverse Current	F3	I _R	-	10	uA	V _R =5V
Capacitance	F3	C	90	-	pF	V _F =0V;f=1MHz
Peak Spectral Wavelength	F3	λ _P	940	-	nm	I _F =20mA
Spectral Bandwidth	F3	Δλ1/2	50	-	nm	I _F =20mA

Absolute Maximum Ratings at TA=25°C

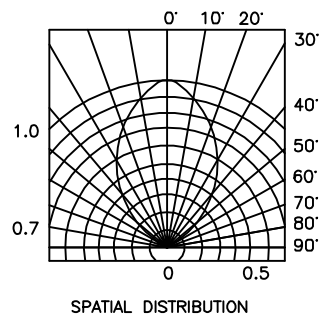
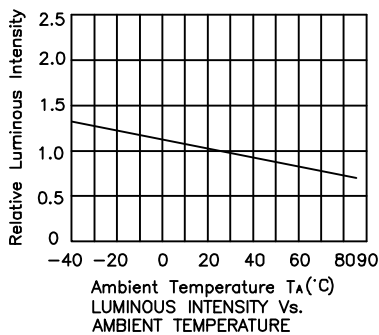
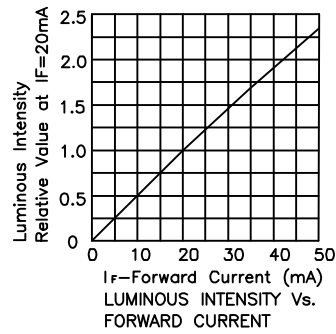
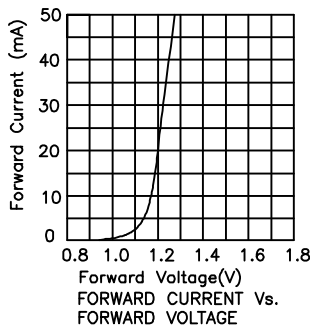
Parameter	Symbol	F3	Units
Power Dissipation	P _T	100	mW
DC Forward Current	I _F	50	mA
Peak Forward Current[1]	i _{FS}	1.2	A
Reverse Voltage	V _R	5	V
Operating Temperature	T _A	-40 To +85	°C
Storage Temperature	T _{STG}	-40 To +85	°C
Lead Solder Temperature [2]	260°C For 3 Seconds		
Lead Solder Temperature [3]	260°C For 5 Seconds		

Notes:

- 1/100 Duty Cycle, 10us Pulse Width.
- 2mm below package base.
- 5mm below package base.



KM-4457F3C



Remarks:

If special sorting is required (e.g. binning based on forward voltage or radiant intensity), the typical accuracy of the sorting process is as follows:

1. Radiant Intensity: +/-15%
2. Forward Voltage: +/-0.1V

Note: Accuracy may depend on the sorting parameters.