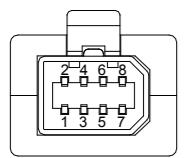

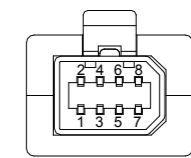
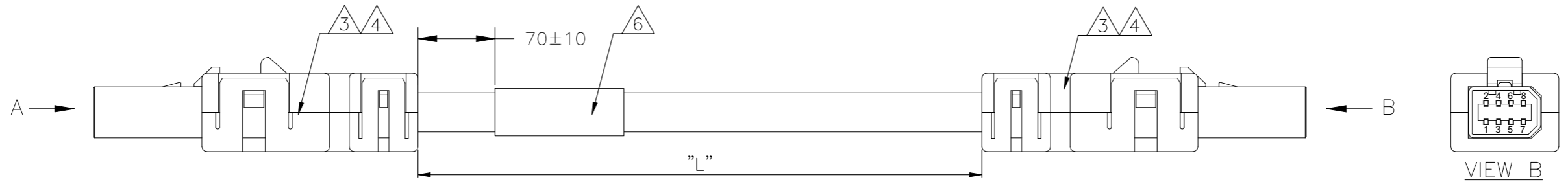


THIS DRAWING IS UNPUBLISHED. RELEASED FOR PUBLICATION
 © COPYRIGHT - By - ALL RIGHTS RESERVED.

REVISIONS					
P	LTR	DESCRIPTION	DATE	DWN	APVD
	A3	ECR-21-102999	06MAY2021	NT	JDB



VIEW A



VIEW B

NOTES:

- 1 PACKAGING: ACC. TO TE SPEC. 107-18064
- 2 ELECTRICAL TEST ACCORDING TE SPECIFICATION 108-18857. SHORT-CIRCUIT AND CONTINUITY TEST AT 500V DC, 0.1s
- 3 KEEP THE DIRECTION OF CONNECTOR TO THE CABLE ON BOTH SIDE THE SAME
- 4 WIRING SCHEMA ACC. TO TIA/EIA-568-B AS SHOWN IN WIRING SCHEDULE
- 5 PROP 65 WARNING LABEL: SEE SHEET 2
- 6 LABEL TEXT: TE CONNECTIVITY WW/YY/PRODUCTION LOCATION CODE

WIRING SCHEDULE 4

CAVITY SIDE A	COLOR	CAVITY SIDE B
1	WH/OG	1
2	OG	2
3	WH/GN	3
4	BU	4
5	WH/BU	5
6	GN	6
7	WH/BN	7
8	BN	8

5	10000 (±300)	HiFlex MultiPurpose 70°C PUR	2-2205131-6
	5000 (±150)	HiFlex MultiPurpose 70°C PUR	2-2205131-5
	3000 (±50)	HiFlex MultiPurpose 70°C PUR	2-2205131-4
	2000 (±25)	HiFlex MultiPurpose 70°C PUR	2-2205131-3
	1000 (±15)	HiFlex MultiPurpose 70°C PUR	2-2205131-2
	500 (±10)	HiFlex MultiPurpose 70°C PUR	2-2205131-1
OBSOLETE	10000 (±300)	HI 125°C TPE	1-2205131-6
	5000 (±150)	HI 125°C TPE	1-2205131-5
	3000 (±50)	HI 125°C TPE	1-2205131-4
	2000 (±25)	HI 125°C TPE	1-2205131-3
	1000 (±15)	HI 125°C TPE	1-2205131-2
	500 (±10)	HI 125°C TPE	1-2205131-1
	10000 (±300)	STD 110°C PVC	2205131-6
	5000 (±150)	STD 110°C PVC	2205131-5
	3000 (±50)	STD 110°C PVC	2205131-4
	2000 (±25)	STD 110°C PVC	2205131-3
1000 (±15)	STD 110°C PVC	2205131-2	
500 (±10)	STD 110°C PVC	2205131-1	
	Length "L"	Cable version	TE PN

THIS DRAWING IS A CONTROLLED DOCUMENT.		DWN 03FEB2015 SATHISH KUMAR .G	TE Connectivity	
		CHK 03FEB2015 B.VELDHOVEN		
		APVD 03FEB2015 A.VAN ZANDVOORT	NAME CA MINI IO MINI IO TYPE I	
DIMENSIONS: mm		PRODUCT SPEC 108-78955		
TOLERANCES UNLESS OTHERWISE SPECIFIED:		APPLICATION SPEC 114-5506		
0 PLC ± - 1 PLC ± - 2 PLC ± - 3 PLC ± - 4 PLC ± - ANGLES ± 1°		WEIGHT	SIZE A3	CAGE CODE 00779
MATERIAL -		FINISH -	DRAWING NO C-2205131	
		CUSTOMER DRAWING		RESTRICTED TO -
		SCALE NTS		SHEET 1 OF 2
				REV A3

THIS DRAWING IS UNPUBLISHED.

RELEASED FOR PUBLICATION

-, - .

REVISIONS

© COPYRIGHT - By -


ALL RIGHTS RESERVED.

P	LTR	DESCRIPTION	DATE	DWN	APVD
-	-	SEE SHEET 1	-	-	-

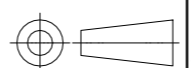
NOTES: CONTINUATION FROM SHEET 1:

5 PROP 65 WARNING LABEL:

- THE WARNING LABEL ON THE PRODUCT OR LOWEST LEVEL PACKAGING
- CHEMICAL NAME: ANTIMONY TRIOXIDE



WARNING: This product can expose you to chemicals including ANTIMONY TRIOXIDE which is known to the state of California to cause cancer. For more information, visit www.P65Warnings.ca.gov.

THIS DRAWING IS A CONTROLLED DOCUMENT.		DWN 03FEB2015 SATHISH KUMAR .G	STE TE Connectivity										
		CHK 03FEB2015 B.VELDHOVEN											
DIMENSIONS: mm		APVD 03FEB2015 A.VAN ZANDVOORT	NAME CA MINI IO MINI IO TYPE I										
		PRODUCT SPEC 108-78955	<table border="1"> <tr> <th>SIZE</th> <th>CAGE CODE</th> <th>DRAWING NO</th> <th>RESTRICTED TO</th> </tr> <tr> <td>A3</td> <td>00779</td> <td>C-2205131</td> <td>-</td> </tr> </table>			SIZE	CAGE CODE	DRAWING NO	RESTRICTED TO	A3	00779	C-2205131	-
		SIZE				CAGE CODE	DRAWING NO	RESTRICTED TO					
A3	00779	C-2205131	-										
TOLERANCES UNLESS OTHERWISE SPECIFIED: 0 PLC ± - 1 PLC ± - 2 PLC ± - 3 PLC ± - 4 PLC ± - ANGLES ± 1°		APPLICATION SPEC 114-5506											
MATERIAL -	FINISH -	WEIGHT 0.000000											
		CUSTOMER DRAWING		SCALE NTS	SHEET 2 OF 2								
				REV A3									

Mouser Electronics

Authorized Distributor

Click to View Pricing, Inventory, Delivery & Lifecycle Information:

[TE Connectivity:](#)

[2-2205131-1](#)