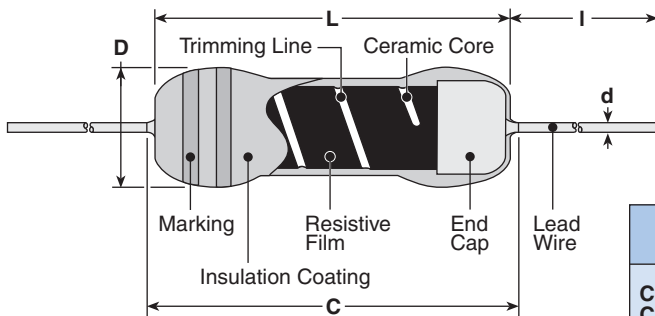


### features

- Flameproof coating is available (specify “CFP”)
- Reduced body size (specify “CFS/CFPS”)
- Suitable for automatic machine insertion
- Products with lead-free terminations meet EU RoHS and China RoHS requirements

leaded resistors

### dimensions and construction



Type	Dimensions inches (mm)				I**	
	L	C (max.)	D	d (nom.)	Standard	Long
<b>CFS1/4</b> <b>CFPS1/4</b>	.126±.008 (3.2±0.2)	.134 (3.4)	.067 <sup>+008</sup> / <sub>-.004</sub> (1.7 <sup>+0.2</sup> / <sub>-0.1</sub> )	.018 (0.45)	.551 Min.* (14.0 Min.)	.787 Min.*** (20.0 Min.)
<b>CF1/4</b> <b>CFP1/4</b>	.240± <sup>+028</sup> / <sub>-.02</sub> (6.1± <sup>+0.7</sup> / <sub>-0.5</sub> )	.280 (7.1)	.092±.012 (2.3±0.3)	.024 (0.6)		
<b>CFS1/2</b> <b>CFPS1/2</b>	.248±.02 (6.3±0.5)	.280 (7.1)	.112± <sup>+012</sup> / <sub>-.026</sub> (2.85±0.65)	.024 (0.6)	.787 Min. (20.0 Min.)	—
<b>CFB1/2</b> <b>CFPB1/2</b>	.354±.039 (9.0±1.0)	.433 (11.0)	.138±.02 (3.5±0.5)	.028 (0.7)		

\* Forming code S is applied for bulk type.  
 \*\* Lead length changes depending on taping and forming type.  
 \*\*\* Long type is custom-made

### ordering information

<b>CF</b>	<b>1/4</b>	<b>C</b>	<b>T52</b>	<b>R</b>	<b>103</b>	<b>J</b>
<b>Type</b>	<b>Power Rating</b>	<b>Termination Material</b>	<b>Taping and Forming</b>	<b>Packaging</b>	<b>Nominal Resistance</b>	<b>Tolerance</b>
CF CFP	S1/4: 0.25W 1/4: 0.25W S1/2: 0.5W B1/2: 0.5W	C: SnCu	Axial: T26, T52, L52 Radial: VT, MT, MHT, VTP, VTE U Forming: U, UCL M Forming: M5, M10, M12.5 L Forming: L10, L12.5 S Forming: S	A: Ammo R: Reel	2 significant figures + 1 multiplier “R” indicates decimal on value <10Ω	G: ±2% J: ±5%

For further information on packaging, please refer to Appendix C.

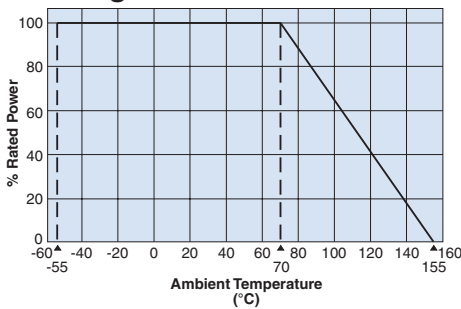
## applications and ratings

Part Designation	Power Rating @ 70°C	Minimum Dielectric Withstanding Voltage	T.C.R. (ppm/°C)				Resistance Range E-24 (G±2%)	Resistance Range E-24 (J±5%)	Absolute Maximum Working Voltage	Absolute Maximum Overload Voltage
			+350 to -450	0 to -700	0 to -1000	0 to -1300				
CFS1/4	0.25W	300V	2.2Ω - 47kΩ	51kΩ - 100kΩ	110kΩ - 330kΩ	360kΩ - 1MΩ	10Ω - 100kΩ	2.2Ω - 1MΩ	250V	500V
CFPS1/4								2.2Ω - 1MΩ		
CF1/4		500V	2.2Ω - 100kΩ	110kΩ - 330kΩ	360kΩ - 1MΩ	1.1MΩ - 5.1MΩ		2.2Ω - 5.1MΩ	300V	600V
CFP1/4						—		2.2Ω - 1MΩ		
CFS1/2	0.50W	700V	1.0Ω - 91kΩ	100kΩ - 1MΩ	1.1MΩ - 2.2MΩ	2.4MΩ - 5.1MΩ	10Ω - 1MΩ	1.0Ω - 5.1MΩ	350V	700V
CFPS1/2			2.2Ω - 91kΩ		—			—		
CFB1/2	0.50W	700V	2.2Ω - 100kΩ	110kΩ - 1MΩ	1.1MΩ - 2.2MΩ	2.4MΩ - 5.1MΩ	—	2.2Ω - 5.1MΩ	400V	800V

Operating temperature: -55°C ~ +155°C

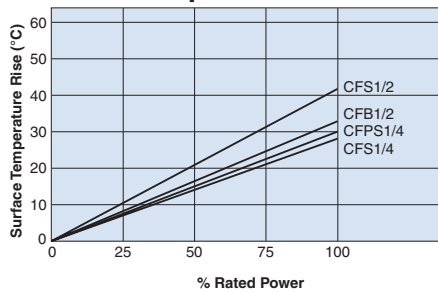
## environmental applications

### Derating Curve

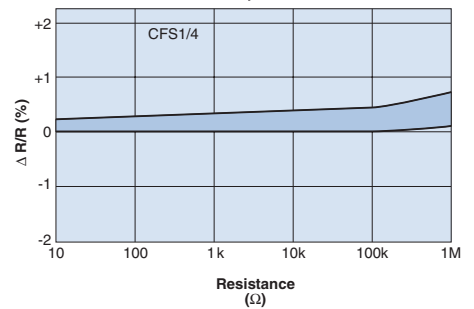


For resistors operated at an ambient temperature of 70°C or above, a power rating shall be derated in accordance with the above derating curve.

### Surface Temperature Rise



### Load Life @ 70°C, 1000 Hr



## Performance Characteristics

Parameter	Requirement Δ R ±(% + 0.05Ω)		Test Method
	Limit	Typical	
Resistance	Within specified tolerance	—	Measuring points are at 10mm ±1mm from the end cap.
T.C.R.	Within specified T.C.R.	—	+25°C/+125°C
Overload (Short time)	±1%	±0.5%	Rated voltage x 2.5 or max. overload voltage for 5 seconds, whichever is lower
Resistance to Solder Heat	±1%	±0.5%	260°C ±5°C, 10 seconds ± 1 second
Terminal Strength	No lead-coming off and loose terminals	—	Twist 360°C, 5 times
Rapid Change of Temperature	±1%	±0.5%	-55°C (30 minutes), +125°C (30 minutes), 5 cycles
Moisture Resistance	±5%	±2.5%	40°C ± 2°C, 90 - 95% RH, 1000 hours, 1.5 hr ON, 0.5 hr OFF cycle
Endurance at 70°C	±3%	±1.5%	70°C ± 2°C, 1000 hours, 1.5 hr ON, 0.5 hr OFF cycle
Resistance to Solvent (CFS & CFPS only)	No abnormality in appearance. Marking shall be easily legible.	—	Ultrasonic washing with Isopropyl alcohol for 2 minutes. Power: 0.3W/cm², f: 28kHz, temp: 35°C±5°C
Flame Retardant (CFS & CFPS only)	No evidence of flaming or self-flaming	—	Flame test: The test flame shall be applied and removed for each 15 seconds respectively to repeat the cycle 5 times. Overload flame retardant: Power (AC) corresponding to 2, 4, 8, 16 and 32 times the power rating shall be applied for each 1 minute until disconnection occurs. However the applied voltage shall not exceed 4 times the maximum operating voltage.

# Mouser Electronics

Authorized Distributor

Click to View Pricing, Inventory, Delivery & Lifecycle Information:

## KOA Speer:

[CF1/4L752J](#) [CF1/2LT52R3R3J](#) [CFS1/4LT52R272J](#) [CF1/4LT52R392J](#) [CFS1/4L560J](#) [CFS1/4L564J](#)  
[CF1/4LT26A103J](#) [CF1/2L201J](#) [CF1/2L204J](#) [CF1/4LT52R331J](#) [CF1/4LT52R211J](#) [CF1/4LT52R334J](#)  
[CF1/4LT52R824J](#) [CF1/4LT52R820J](#) [CF1/2L203J](#) [CF1/4LT52R820G](#) [CF1/2L3R0J](#) [CF1/4LT52R335J](#) [CF1/2L200J](#)  
[CF1/4LT52R330J](#) [CF1/4LT52R333J](#) [CF1/2L205J](#) [CF1/2L202J](#) [CF1/4LT52R332J](#) [CF1/4L203J](#) [CF1/4L205J](#)  
[CF1/4L3R9J](#) [CF1/4L200J](#) [CF1/4L201J](#) [CF1/4L204J](#) [CF1/4LT52R680G](#) [CF1/2L915J](#) [CF1/4LT52R561G](#)  
[CF1/4LT52R684J](#) [CF1/4LT52R680J](#) [CF1/4L334J](#) [CF1/2LT52R183J](#) [CF1/4LT52R682J](#) [CF1/2L911J](#) [CF1/2L913J](#)  
[CF1/4LT52R561J](#) [CF1/4LT52R565J](#) [CF1/2L912J](#) [CF1/2L910J](#) [CF1/4LT52R683J](#) [CF1/4LT52R681J](#) [CFS1/4L392J](#)  
[CF1/4L391J](#) [CF1/2LT52R122J](#) [CF1/2LT52R1R1J](#) [CF1/4L395J](#) [CF1/2L5R6J](#) [CF1/4L273J](#) [CF1/4LR47J](#)  
[CFS1/4L394J](#) [CF1/2LT52R1R5J](#) [CF1/2LT52R124J](#) [CF1/4L393J](#) [CF1/4LT52R622J](#) [CF1/2LT52R913J](#) [CF1/2L165J](#)  
[CF1/2LT52R911J](#) [CF1/2LT52R7R5J](#) [CF1/2LT52R165J](#) [CF1/2LT52R163J](#) [CF1/2L161J](#) [CF1/4LVTPR5R1J](#)  
[CF1/4LT52RR51J](#) [CF1/4LT52RR50J](#) [CFS1/4LT52R131J](#) [CFS1/4LT52R132J](#) [CF1/4L271J](#) [CF1/4LT52R624J](#)  
[CF1/4LT52R6R8J](#) [CF1/4L272J](#) [CF1/4LT52R620J](#) [CF1/4L275J](#) [CF1/4LT52R623J](#) [CFS1/4L4R7J](#) [CF1/4L180J](#)  
[CF1/4LT52R621J](#) [CF1/4LT52R6R2J](#) [CF1/2L182J](#) [CF1/2L5R1J](#) [CF1/2L180J](#) [CF1/2L184J](#) [CF1/4LR68J](#) [CF1/4L270J](#)  
[CF1/4L274J](#) [CFS1/4LT52R562J](#) [CF1/4LT52R625J](#) [CF1/4LT52R912J](#) [CF1/4LT52R910G](#) [CF1/4LT52R300J](#)  
[CF1/4LT52R915J](#) [CF1/4LT52R301G](#) [CF1/4LT52R914J](#) [CF1/4LT52R305J](#) [CF1/4LT52R302J](#) [CFS1/4LT52R100G](#)