

4

3

2

1

THIS DRAWING IS UNPUBLISHED.

RELEASED FOR PUBLICATION

REVISIONS

© COPYRIGHT - TE Connectivity Ltd.

ALL RIGHTS RESERVED.

P	LTR	DESCRIPTION	DATE	DWN	APVD
	A3	ECR-19-007134	27FEB2019	T.Q	W.H

RECOMMENDED PCB LAYOUT
TOLERANCE: ±0.05

MIN. GOLD	1.25	3.05	4.25	7.79	2	5-1734261-2
	17.50	19.30	20.50	24.04	15	4-1734261-5
	16.25	18.05	19.25	22.79	14	4-1734261-4
	15.00	16.80	18.00	21.54	13	4-1734261-3
	13.75	15.55	16.75	20.29	12	4-1734261-2
	12.50	14.30	15.50	19.04	11	4-1734261-1
	11.25	13.05	14.25	17.79	10	4-1734261-0
	10.00	11.80	13.00	16.54	9	3-1734261-9
	8.75	10.55	11.75	15.29	8	3-1734261-8
	7.50	9.30	10.50	14.04	7	3-1734261-7
	6.25	8.05	9.25	12.79	6	3-1734261-6
	5.00	6.80	8.00	11.54	5	3-1734261-5
	3.75	5.55	6.75	10.29	4	3-1734261-4
	2.50	4.30	5.50	9.04	3	3-1734261-3
	1.25	3.05	4.25	7.79	2	3-1734261-2
MIN. MATTE-TIN	17.50	19.30	20.50	24.04	15	1-1734261-5
	16.25	18.05	19.25	22.79	14	1-1734261-4
	15.00	16.80	18.00	21.54	13	1-1734261-3
	13.75	15.55	16.75	20.29	12	1-1734261-2
	12.50	14.30	15.50	19.04	11	1-1734261-1
	11.25	13.05	14.25	17.79	10	1-1734261-0
	10.00	11.80	13.00	16.54	9	1734261-9
	8.75	10.55	11.75	15.29	8	1734261-8
	7.50	9.30	10.50	14.04	7	1734261-7
	6.25	8.05	9.25	12.79	6	1734261-6
	5.00	6.80	8.00	11.54	5	1734261-5
	3.75	5.55	6.75	10.29	4	1734261-4
	2.50	4.30	5.50	9.04	3	1734261-3
	1.25	3.05	4.25	7.79	2	1734261-2

NOTE:

1. MATERIAL:
HOUSING: HIGH TEMP. THERMOPLASTIC, UL 94V-0, COLOR: NATURAL.
CONTACTS: PHOSPHOR BRONZE.
TAB: PHOSPHOR BRONZE.

2. FINISH:
CONTACTS: (SEE TABLE) OVER 50u" MIN. NICKEL PLATED.
TAB: 100u" MIN. MATTE-TIN OVER 50u" MIN. NICKEL PLATED.

3. NO TE LOGO AND DATE CODE ON THE PRODUCT.

4. LOCKING WINDOW:
ON PLACE FOR 2 AND 3 CONTACTS,
TWO PLACES FOR MORE THAN 3 CONTACTS.

5. RECOMMENDED PART NUMBER OF CABLE ASSEMBLY:
HOUSING: X-440146-X
CONTACT: 440147-2(GOLD PLATED)/1734193-1(TIN PLATED).

6. MATERIAL:
HOUSING: HIGH TEMP. THERMOPLASTIC, UL 94V-0, COLOR: BLACK.
CONTACTS: PHOSPHOR BRONZE.
TAB: PHOSPHOR BRONZE.

THIS DRAWING IS A CONTROLLED DOCUMENT.

DIMENSIONS:	TOLERANCES UNLESS OTHERWISE SPECIFIED:
mm	
0 PLC	± -
1 PLC	± 0.38
2 PLC	± 0.25
3 PLC	± -
4 PLC	± -
ANGLES	± 0°30'
MATERIAL	FINISH
SEE NOTE	SEE NOTE

DWN	21DEC2017
Tommy Qian	
CHK	21DEC2017
Wenke He	
APVD	21DEC2017
Wenke He	
PRODUCT SPEC	
108-57273	
APPLICATION SPEC	
501-57299	
WEIGHT	-
CUSTOMER DRAWING	

NAME		RESTRICTED TO	
WIRE TO BOARD MALE HEADER 1.25MM PITCH, SMT, RIGHT ANGLE		-	
SIZE	CAGE CODE	DRAWING NO	REV
A3	00779	C=1734261	A3
SCALE	SHEET	REV	
N/A	1 of 2	A3	

1470-19 (1/15)

4

3

2

1

THIS DRAWING IS UNPUBLISHED.

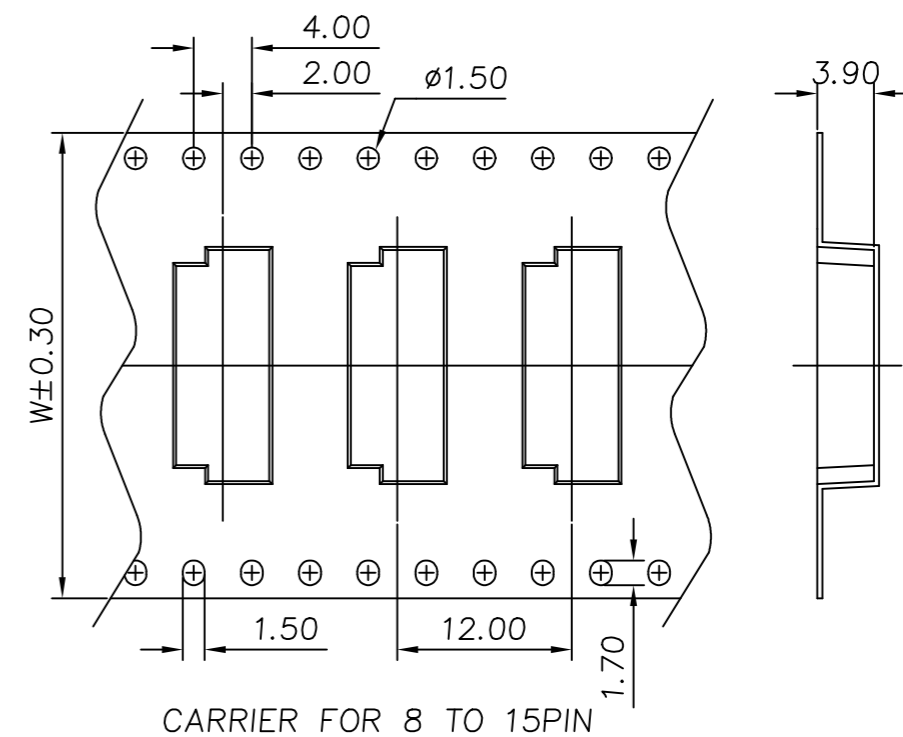
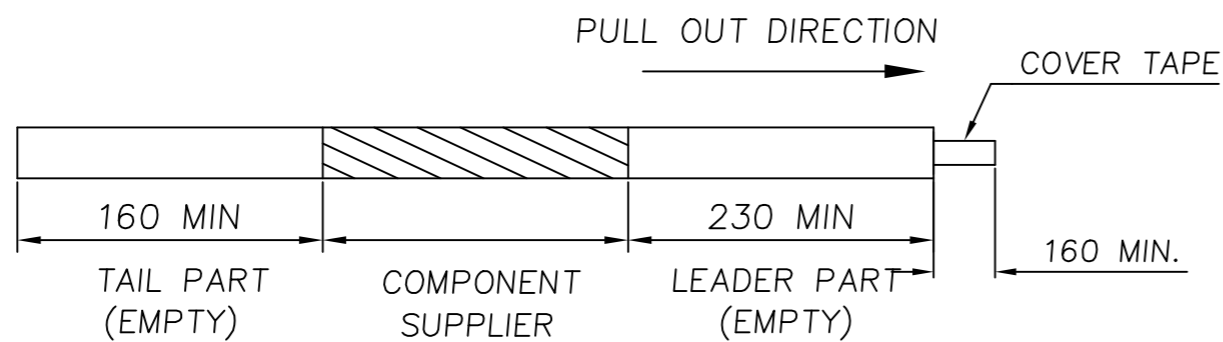
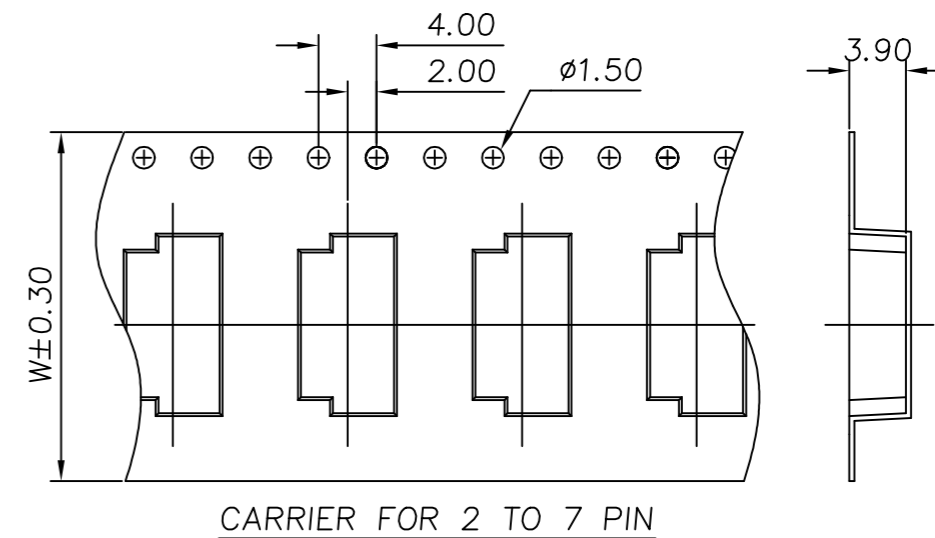
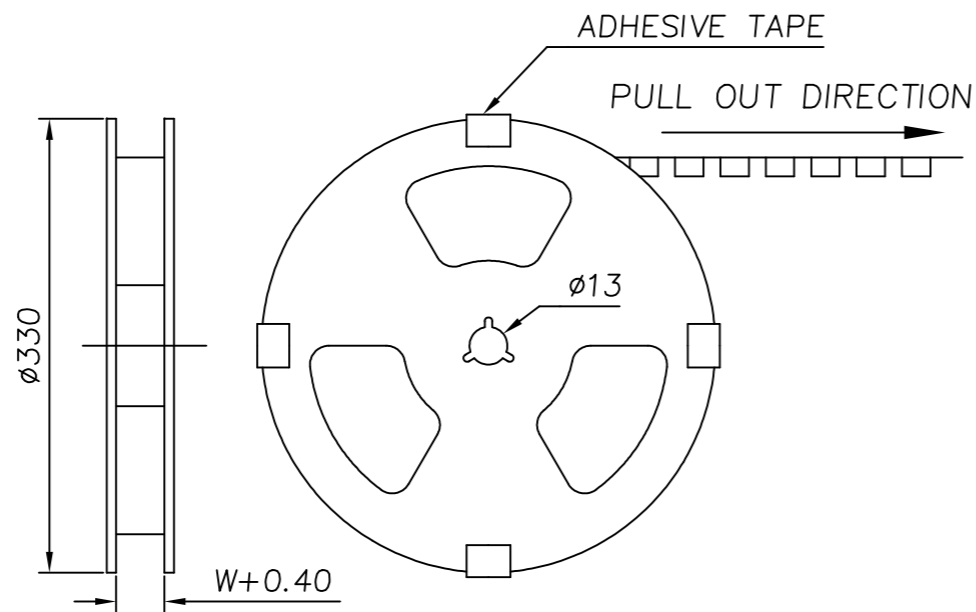
RELEASED FOR PUBLICATION

ALL RIGHTS RESERVED.

© COPYRIGHT - TE Connectivity Ltd.

REVISIONS

P	LTR	DESCRIPTION	DATE	DWN	APVD
-	-	SEE SHEET 1	-	-	-



NOTE: 1. CARTON DIMENSION: 340X340X250

15				
14	44.0	1000/REEL	4	4000
13				
12				
11				
10	32.0	1000/REEL	6	6000
9				
8				
7				
6	24.0	1000/REEL	7	7000
5				
4				
3	16.0	1000/REEL	10	10000
2				
NO. OF PIN	DIM W	PACKING	REELS/CARTON	PCS/REEL

THIS DRAWING IS A CONTROLLED DOCUMENT.

DWN Tommy Qian 21DEC2017
CHK Wenke He 21DEC2017
APVD Wenke He 21DEC2017

TE Connectivity Ltd.

WIRE TO BOARD MALE HEADER
1.25MM PITCH, SMT, RIGHT ANGLE

108-57273
501-57299

SIZE A3 CAGE CODE 00779 DRAWING NO C=1734261 RESTRICTED TO -

CUSTOMER DRAWING SCALE N/A SHEET 2 OF 2 REV A3

Mouser Electronics

Authorized Distributor

Click to View Pricing, Inventory, Delivery & Lifecycle Information:

[TE Connectivity:](#)

[1-1734261-2](#)