

Mounting Instruction

SENCITY® Rail Low Profile MIMO Antenna



Keep away from catenary and high voltage lines.
Be careful when working at height!
Always secure ladders!
Always tighten screws!



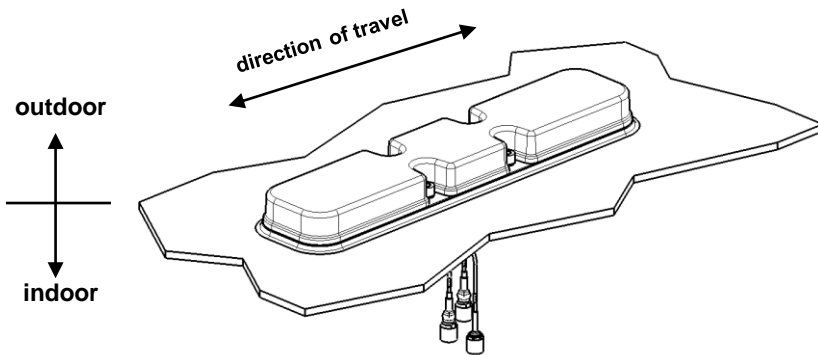
Caution! ESD (electrostatic discharge) sensitive device.
Always ground yourself while handling the GNSS connector.
For more information, see the Security Instruction for this product on the Huber + Suhner website.

Dimensions in millimeter [mm]



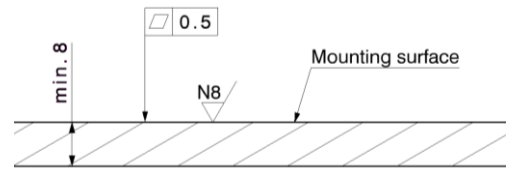
Avoid bringing the cover of the antenna into contact with acetone, gasoline or oil.

Mounting surface

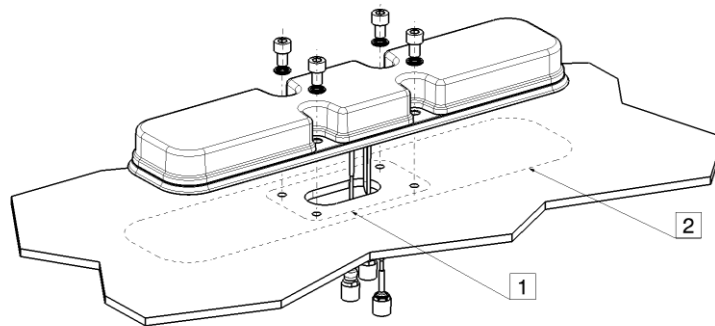


The mounting surface shall be planar and stable.
The material of the mounting surface shall be steel or aluminium.

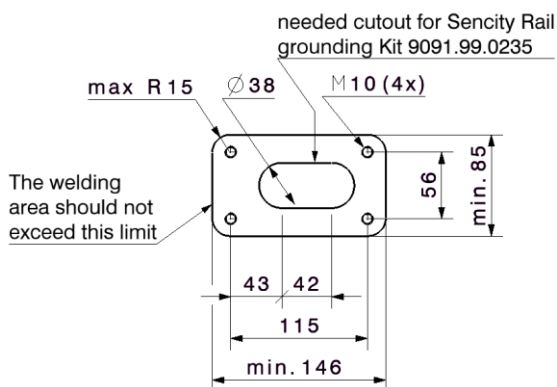
Recommended thicknesses of the mounting surface is 8mm (steel) or 12mm (aluminum).



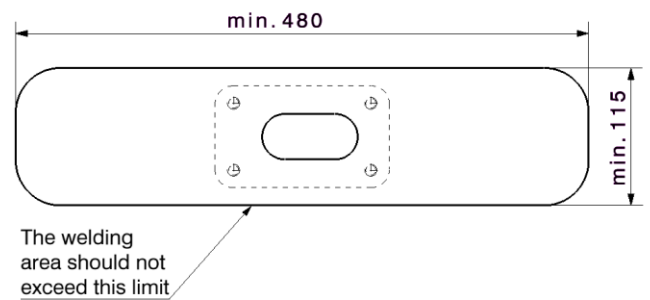
Mounting area on a roof plate



1 Primary seal



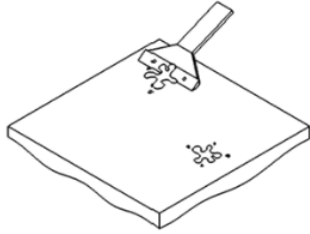
2 with H+S peripheral seal



Mounting Instruction

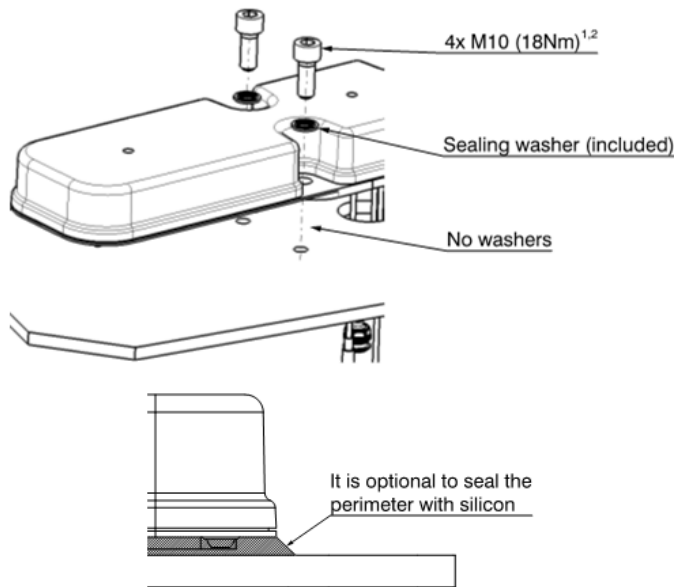
SENCITY® Rail Low Profile MIMO Antenna

Preparation of roof



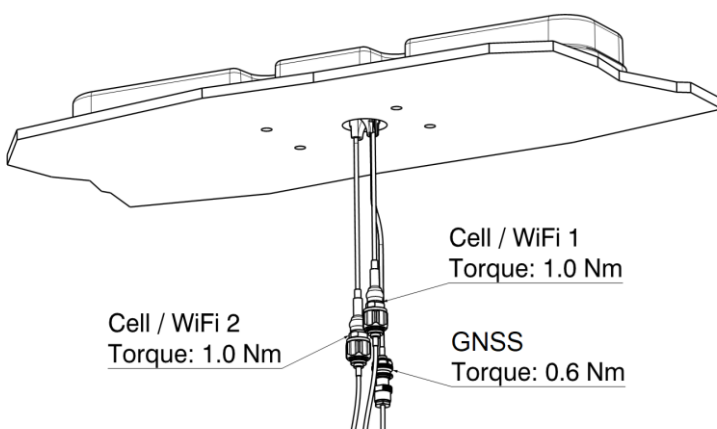
Clear the area where the antenna is mounted from paint, corrosion, anodized layer, dust, cutting chip, burrs, oil and fat.

Mounting



1. For a minimum 8mm thick mounting surface, use screws with a minimum length of 14mm. For a minimum 12mm thick mounting surface, use screws with a minimum length of 18mm.
2. Use mounting screws according to ISO 4762. Screws are not included.

Connection of cables



Connect the cables. Apply the indicated torque according to the connector.

Hold the pigtail connectors during cable attachment. Avoid all tension, torsion and bending forces.

Cable minimum bending radius: 5 mm

GNSS connector (if present):

GNSS without LNA (check product datasheet): Do not apply a voltage as this antenna is DC grounded.

GNSS with LNA (check product datasheet): Take ESD precautions (ground yourself).
Inner conductor: 3...5 V
Outer conductor: GND



General remarks

In the final position of the antenna, the cable outlet and the connectors need to be protected against environmental impacts (indoor environment).

This product can be returned to HUBER+SUHNER for recycling at the end of its useful life. Please contact your local agent.