

HUBER+SUHNER®  
 SENCITY® ANTENNA  
 FOR WIRELESS COMMUNICATION



Mounting Instruction



Keep away from catenary and high voltage lines.  
 Be careful when working at height!  
 Always secure ladders!  
 Always tighten screws!

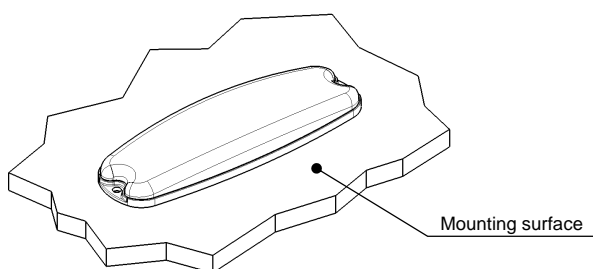


The contact with acetone,  
 gasoline and oil, should be  
 avoided.



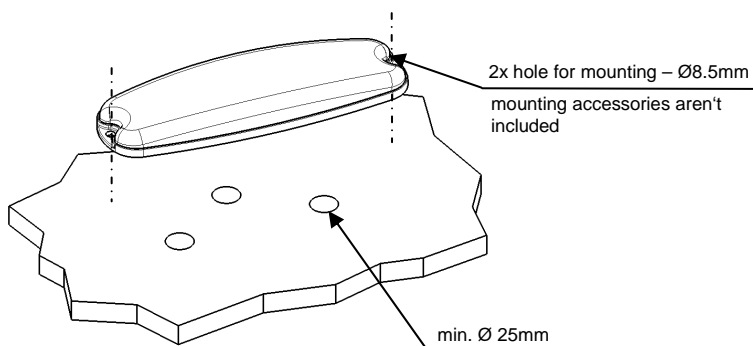
Dimensions in millimeters [mm]

Mounting surface



The area of the roof where the antenna is mounted has to be planar and stable.

Drilling of boreholes and preparation of roof



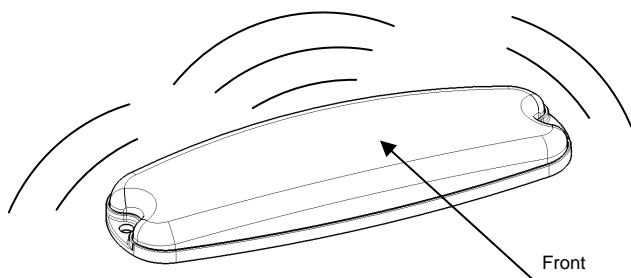
Product shall be mounted with 2 screws.  
 Please use the drilling template on page 2.

Clear the area, where the antenna is mounted from paint, corrosion or any anodized layer.

Clear this area from any dust, brake dust, cutting chip, oil or fat.



Connection of cables



Please avoid any metallic material in front of the antenna or beside it.

Connect cables and use cable holder to avoid any tension forces on the connectors.

General remarks

HUBER+SUHNER is certified according to ISO 9001, ISO 14001, ISO/TS 16949 and IRIS.

WAIVER!

It is exclusively in written agreements that we provide our customers with warrants and representations as to the technical contained specifications and/or the fitness for any particular purpose. The facts and figures herein are carefully compiled to the best of our knowledge, but they are intended for general informational purposes only.

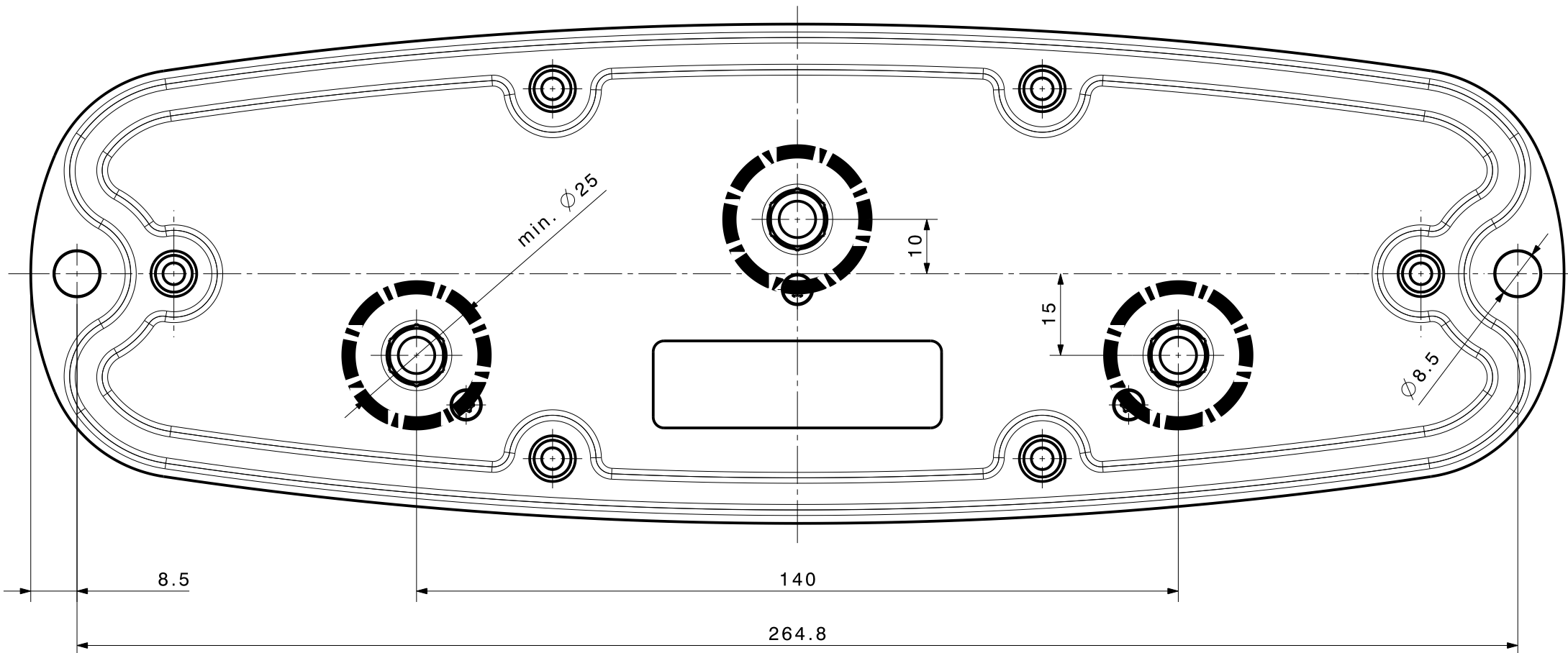
HUBER+SUHNER – Excellence in Connectivity Solutions



**HUBER+SUHNER AG**  
**RF Technology**  
**9100 Herisau, Switzerland**  
 Phone +41 (0)71 353 41 11  
 Fax +41 (0)71 353 47 51  
 www.hubersuhner.com

Doc. No. 0000333282  
 Art. No. 84099850  
 Revision B

Diese Zeichnung ist unser geistiges Eigentum und darf ohne unsere Einwilligung weder kopiert, vervielfältigt noch Dritten oder Konkurrenzfirmen zugänglich gemacht werden. ( Art. 12 B.G.)  
 This drawing is copyright. Information contained thereon is supplied in confidence and must not be used for any other purpose than which it was supplied, or be reproduced without written permission of the owners.



Scale 1:1



type / Typ:		
dimensions in millimeter [mm]	part no. / Teile Nr.: PRO-00152492	G sheet/Blatt XX / XX
description / Beschreibung		drawing-no. / Zeichnungsnr. Release
drilling template		DOU-00152492.2 A

alternative ID: