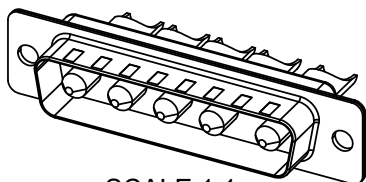


THIS IS A C.A.D. GENERATED DRAWING
DO NOT MAKE MANUAL REVISIONS TO MASTER.

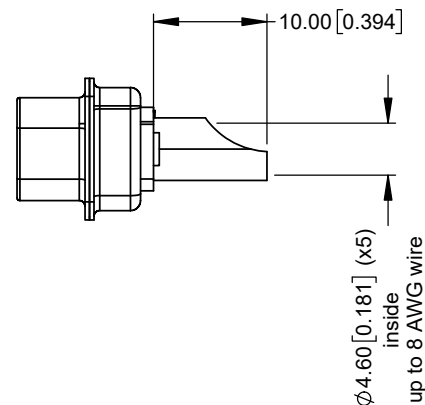
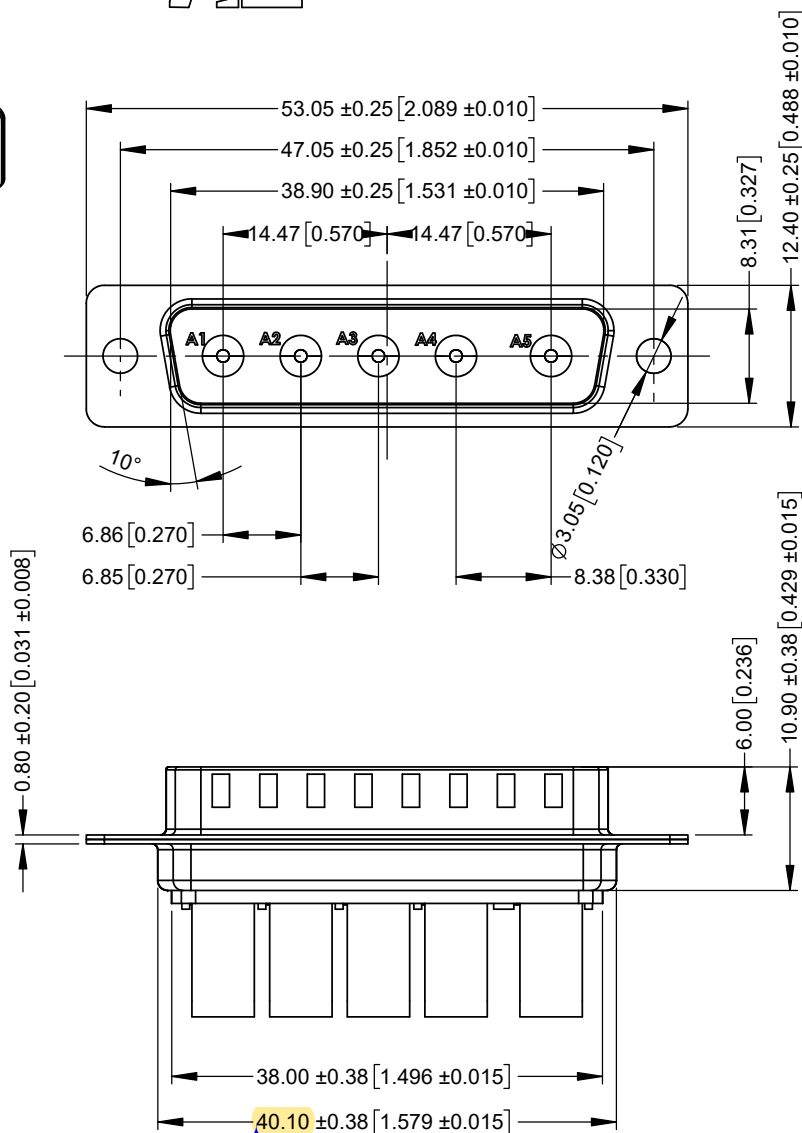


* UNLESS OTHERWISE SPECIFIED TOLERANCES
ON DECIMAL IS: UNIT: MM UNIT: INCH
 X.X ± 0.25 X.X ± 0.010
 X.XX ± 0.13 X.XX ± 0.005
 X.XXX ± 0.05 X.XXX ± 0.002
 X.° ± 1° X.° ± 1°
 X.X° ± 0.5° X.X° ± 0.5°

ISSUE NUMBER	
ORIGINAL	①



SCALE 1:1



SPECIFICATIONS:

ELECTRICAL:

INSULATOR RESISTANCE: 5 GΩ
 DIELEC. WITHSTAND VOLTAGE: 1,000 VAC R.M.S.
 POWER CONTACT CURRENT: 40A PER CONTACT MAX
 POWER CONTACT RESISTANCE: 2 mΩ MAX.
 WORKING VOLTAGE: 250V

MATERIAL:

INSULATOR: PBT UL94 V-0, BLACK
 SHELL: STEEL, Ni PLATED
 CONTACTS: COPPER ALLOY, FULL GOLD FLASH

GENERAL:

OPERATING TEMPERATURE: -55°C ~ 125°C
 PROCESS TEMP.: 230°C

THESE DRAWINGS AND SPECIFICATIONS ARE THE PROPERTY OF MH CONNECTORS AND SHALL NOT BE REPRODUCED, COPIED OR USED AS THE BASIS FOR THE MANUFACTURE OR SALE OF APPARATUS WITHOUT WRITTEN PERMISSION.

DRAWN	E.P	DATE
		02-05-23

APPROVED	S.R	DATE
		02-05-23

SCALE	SHEET OF	REV:
NA	1 OF 1	1

DRAWING No	MHCDS5W5P4
------------	------------



THIS SERIES FULLY CONFORMS TO THE EUROPEAN UNION DIRECTIVES 2015/863/EU AND 2011/65/EU FOR RoHS COMPLIANCY.



MH CONNECTORS,
DIVISION OF EDAC