

# Type 0ADAC / 0ADAP

## Fast-Acting Fuse Series

HF  0ADAC/0ADAP Series, 6x32mm Ceramic Tube Fast-Acting Fuse RoHS Compliant

### Description



A 600VAC/VDC rated ceramic tube in a compact, 6.3 x 32mm package designed for circuit protection in high energy and high voltage applications.

### Features

- Fast-acting, high breaking capacity up to 600Vac/dc
- Available in cartridge and pigtail axial lead
- Designed to UL 248-1
- Full compliance with EU Directive 2011/65/EU and amending directive 2015/863
- Halogen Free
- Lead Free



### Applications

- Digital Measuring Instruments
- Industrial Power Supplies
- DC/DC modules
- Power Inverters
- UPS
- Smart Meters
- 3 phase

LEAD FREE =   
 HALOGEN FREE = 




### Physical Specifications

Materials	Body : Ceramic
	Cap: Silver Plated Caps
	Pigtail Leads: Tin Plated Copper
Marking	On Fuse :
	"bel"
	"0ADA" "Current Rating", "Voltage Rating", "Appropriate Safety Logos"
	On Label :
	"bel", "0ADAC" or "0ADAP", "Current Rating", "Voltage Rating", "Interrupting Rating", "Appropriate Safety Logos" and "  ", "  "(China RoHS compliant).

### Electrical Characteristics

Testing Current	Opening Time
100%	4 hour Min.
250%	120 sec Max.

### Safety Agency Approvals

Safety Agency	Safety Agency Certificate	Voltage Rating (V)	Ampere Range / Volt @ I.R. ability*
	E20624	200mA – 12A 600V AC/DC	200mA – 12A / 600V@ 10KA AC / 600V@ 10KA DC

\*I.R.= Interrupting Rating = Short Circuit Rating(Amps)

## Environmental Specifications

Operating Temperature	-50°C to +105°C
Terminal Strength	MIL-STD-202G, Method 211 Test Condition A
Lead Solderability	MIL-STD-202, Method 208
Mechanical Vibration	MIL-STD-202, Method 201
Thermal Shock	MIL-STD-202, Method 107 Test Condition B (5 cycles -65°C to +125°C)
Humidity	MIL-STD-202, Method 103, Test Condition A (95%RH and 40°C for 240 hours)

## Electrical Specifications

Part Number (For bulk)	Ampere Rating	Typical Cold Resistance (mOhms)	Voltage and Interrupting Ratings	Typical Voltage Drop (mV)	Typical Pre –Arcing I <sup>2</sup> t (A <sup>2</sup> Sec)
0ADAx0200-xx	200mA	3900	See Table of Ratings on Page 1 for Voltage and associated Interrupting Ratings	850	0.003
0ADAx0250-xx	250mA	2755		828	0.009
0ADAx0315-xx	315mA	1900		568	0.030
0ADAx0400-xx	400mA	1875		890	0.038
0ADAx0500-xx	500mA	1160		616	0.041
0ADAx0600-xx	600mA	1035		765	0.072
0ADAx1000-xx	1A	450		553	0.23
0ADAx1600-xx	1.6A	160		307	0.89
0ADAx2000-xx	2A	155		381	1.28
0ADAx2500-xx	2.5A	89		275	3.91
0ADAx3000-xx	3A	64		218	7.74
0ADAx3150-xx	3.15A	60		230	9.92
0ADAx4000-xx	4A	44		223	15.50
0ADAx5000-xx	5A	33		221	26.50
0ADAx6000-xx	6A	26		214	41.76
0ADAx8000-xx	8A	18		203	76.80
0ADAx9100-xx	10A	16.8		242	101.40
0ADAx9120-xx	12A	12.8		233	187.20

Consult manufacturer for other ratings

\*DC Cold Resistance are measured at <10% of rated current in ambient temperature of 25°C

\*Typical Pre-arcing I<sup>2</sup>t are measured at 10In Current

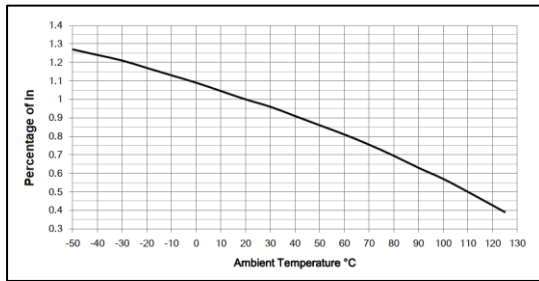


Specifications subject to change without notice

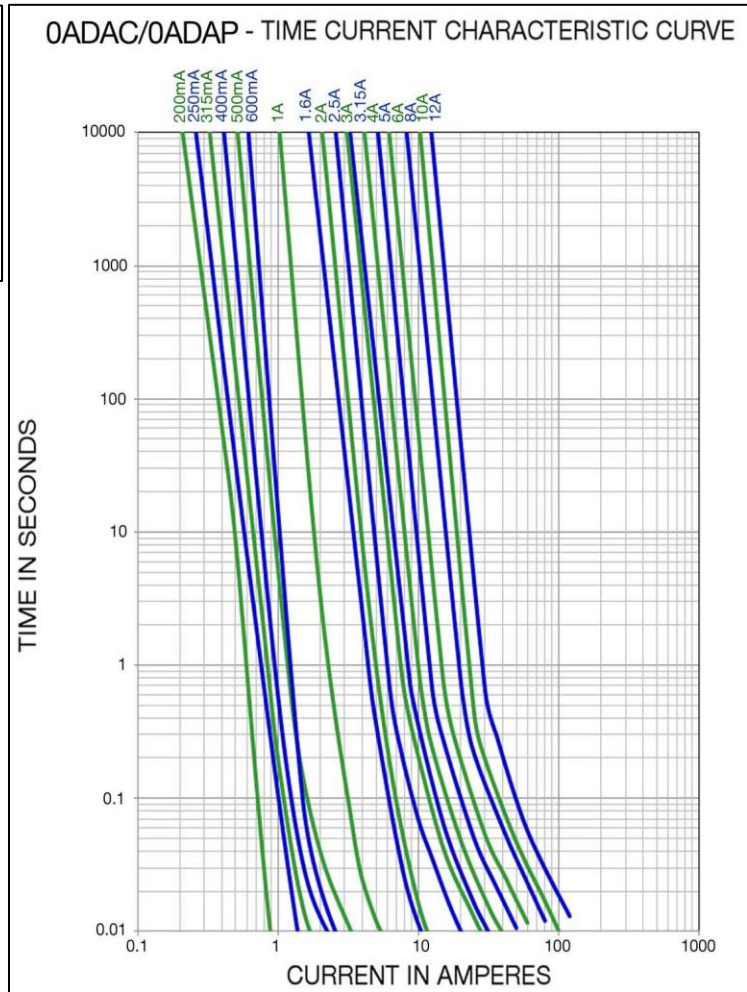
Bel Fuse Inc.  
206 Van Vorst Street  
Jersey City, NJ 07302 USA

+1 201.432.0463  
Bel.US.CS@belf.com  
[belfuse.com/circuit-protection](http://belfuse.com/circuit-protection)

## Temperature Re-Rating Curve



## Average Time Current Curve



## Soldering parameters for Pigtail Type

Wave Soldering Compatible: (260°C, 10 sec max)

Hand-Solder:

Solder Iron Temperature: (350°C +/- 5°C)

Heating Time: (5 sec max)



Specifications subject to change without notice

Bel Fuse Inc.  
206 Van Vorst Street  
Jersey City, NJ 07302 USA

+1 201.432.0463  
Bel.US.CS@belf.com  
[belfuse.com/circuit-protection](http://belfuse.com/circuit-protection)

© 2021 Bel Fuse, Inc.

Rev. 0ADAC/0ADAP May2021

# Type 0ADAC /0ADAP

## Fuse FGNO Explanation

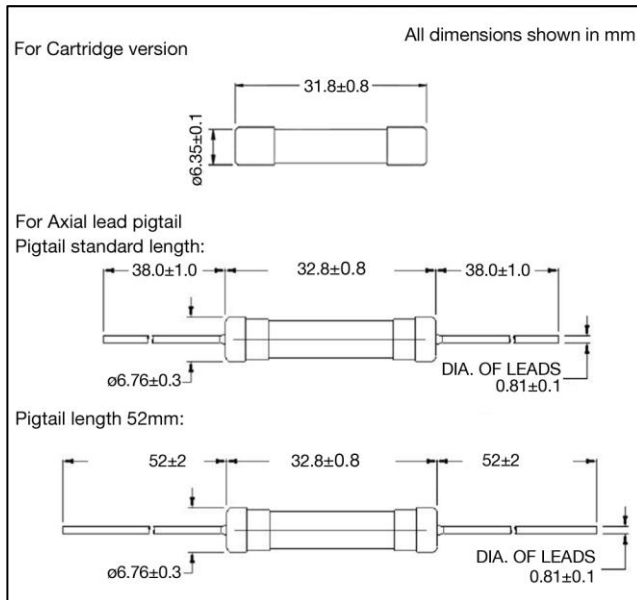
0ADA X [XXXX] -XX

0ADAC/P=0ADAC/P; [XXXX]=Ampere Rating; XX=See Ordering Information as below

Fraction	Decimal	Milliamps	Bel FGNO[XXXX]
1/5	0.200	200	0200
1/4	.250	250	0250
	.315	315	0315
4/10	.400	400	0400
1/2	.500	500	0500
6/10	.600	600	0600

Fraction	Decimal	Amps	Bel FGNO[XXXX]
	1.0	1	1000
	1.6	1.6	1600
	2.0	2	2000
2-1/2	2.5	2.5	2500
	3.0	3	3000
	3.15	3.15	3150
	4.0	4	4000
	5.0	5	5000
	6.0	6	6000
	8.0	8	8000
		10	9100
		12	9120

## Mechanical Dimensions



## Ordering Information

**0ADA X XXXX - X X**

**FUSE TYPE** \_\_\_\_\_

0ADA

**MOUNTING TAB STYLE** \_\_\_\_\_

C = For Cartridge version  
P = For Axial lead pigtail

**AMPERE RATING** \_\_\_\_\_

Refer to fuse FGNO explanation table

**PACKAGING CODE** \_\_\_\_\_

A = Bulk (Pigtail length 52mm)  
B = Bulk (Cartridge version)  
R = Bulk (Pigtail standard length)  
T = Tape & Reel (Pigtail version)

**QUANTITY CODE** \_\_\_\_\_

D = 500 / reel  
E = 1k / box  
G = 2k / box

## Packaging

Packaging Option	Quantity	Packaging Code
Bulk (Cartridge version)	1000	BE
Bulk(Pigtail Type, Pigtail standard length)	1000	RE
Bulk(Pigtail Type, Pigtail length 52mm)	2000	AG
Tape & Reel (Pigtail Type)	500	TD



Specifications subject to change without notice

Bel Fuse Inc.  
206 Van Vorst Street  
Jersey City, NJ 07302 USA

+1 201.432.0463  
Bel.US.CS@belf.com  
[belfuse.com/circuit-protection](http://belfuse.com/circuit-protection)

# Mouser Electronics

Authorized Distributor

Click to View Pricing, Inventory, Delivery & Lifecycle Information:

[Bel:](#)

[0ADAP4000-RE](#) [0ADAC6000-BE](#) [0ADAP5000-RE](#) [0ADAP0315-RE](#) [0ADAP0600-RE](#) [0ADAP2000-RE](#) [0ADAP2500-RE](#) [0ADAP9120-RE](#) [0ADAP3000-RE](#) [0ADAP1000-RE](#) [0ADAC8000-BE](#) [0ADAP0200-RE](#) [0ADAC5000-BE](#) [0ADAC2500-BE](#) [0ADAP0400-RE](#) [0ADAP0500-RE](#) [0ADAP6000-RE](#) [0ADAC3150-BE](#) [0ADAP1600-RE](#) [0ADAC9120-BE](#) [0ADAP3150-RE](#) [0ADAC9100-BE](#) [0ADAP8000-RE](#) [0ADAP0250-RE](#) [0ADAP9100-RE](#) [0ADAC4000-BE](#) [0ADAC3000-BE](#) [0ADAC0200-BE](#) [0ADAC0250-BE](#) [0ADAC0315-BE](#) [0ADAC0400-BE](#) [0ADAC0500-BE](#) [0ADAC0600-BE](#) [0ADAC1000-BE](#) [0ADAC1600-BE](#) [0ADAC2000-BE](#)