

Adafruit Audio FX Mini Sound Board - WAV/OGG Trigger - 2MB Flash

PRODUCT ID: 2342

IN STOCK


1	ADD TO CART
---	-------------

- 1-9
- 10-99
- 100+

ADD TO WISHLIST

[DESCRIPTION](#)

[TECHNICAL DETAILS](#)



DESCRIPTION

Would you like to add audio/sound effects to your next project, without an Arduino+Shield? Or maybe you don't even know how to use microcontrollers, you just want to make a sound play whenever you press a button. What about something that has to be very small and portable? You are probably feeling a little frustrated: it's been very hard to find a simple, low cost audio effects trigger that is easy to use and does not require any programming

UNTIL NOW!

Don't get me wrong, I love the MP3 Music Maker shield and the Audio [FX Sound Board + 2x2W Amp](#). And our Wave Shield is a dependable classic. But you either need an Arduino or they might be a little too big and powerful for your needs. So after a lot of engineering and tinkering we've come out with the Adafruit **MINI** Sound Board, the fastest way to add audio effects to a project, with a small footprint. We think this is the best sound board for props and costumes!

The Sound Board has a lot of amazing features that make it the easiest thing ever:

- **No Arduino or other microcontroller required!** It is completely stand-alone, just needs a 3 to 5.5VDC battery
- **Small** - only 1.5" x 0.9"
- **Built in storage** - yep! you don't even need an SD card, there's 2MB of storage on the board itself. Good for a few minutes of compressed stereo, and maybe half a minute of uncompressed stereo. Double that if you go with mono instead of stereo. [If you need more space we have a 16MB version here](#)
- **Built in Mass Storage USB** - Plug any micro USB cable into the Sound Board and your Windows computer, you can drag and drop your files right on as if it were a USB key
- **Compressed or Uncompressed audio** - Go with compressed Ogg Vorbis files for longer audio files, or uncompressed WAV files
- **High Quality Sound** - You want 44.1KHz 16 bit stereo? Not a problem! The decoding hardware can handle any bit/sample rate and mono or stereo
- **8 Triggers** - Connect up to 8 buttons or switches, each one can trigger audio files to play
- **Stereo line out** - Right and Left, AC-coupled audio out. Use headphones, powered speakers or even wire up one of our amplifiers to make loud sounds. [We also have a version with built-in stereo speaker amplifier](#)
- **Five different trigger effects** - by changing the name of the files, you can create five different types of triggers which will cover a large range of projects *without* any programming
- **Control over UART** (9600 Baud) via any microcontroller, we have an Arduino Library for basic control over playback and volume.


What do we mean by trigger effects? Well, depending on your project you may need to have audio play in different ways. We thought of the five most common needs and built it into the Sound Board so you just rename the file to get the effect you want. [See the product tutorial for more details](#)

1. **Basic Trigger** - name the file Tnn.WAV or Tnn.OGG to have the audio file play when the matching trigger pin nn is connected to ground momentarily
2. **Hold Looping Trigger** - name the file TnnHOLDL.WAV or .OGG to have the audio play only when the trigger pin is held low, it will loop until the pin is released
3. **Latching Loop Trigger** - name the file TnnLATCH.WAV or .OGG to have the audio start playing when the button is pressed momentarily, and repeats until the button is pressed again
4. **Play Next Trigger** - have up to 10 files play one after the other by naming them TnnNEXT0.WAV thru TnnNEXT9.OGG. Will start with #0 and each one on every momentary button press until it gets through all of them, then go back to #0
5. **Play Random Trigger** - just like the Play Next trigger, but will play up to 10 files in random order (TnnRAND0.OGG thru TnnRAND9.OGG) every time the button is pressed momentarily

The sound board is designed to be simple: it does not have polyphonic ability, can't play MP3's (MP3 is patented and costs \$ to license, so this board uses the similar but not-patented OGG format, there's tons of free converters that will turn an MP3 into OGG), isn't reprogrammable or scriptable, and you can't have any other kind of trigger type. However, there's a good chance the project you want to make will work great.

We designed this board specifically for people who wanted to make props, costumes, toys, and other small portable projects. Check out the tutorial for all the powering options, you can power from 3-5VDC so a [3xAAA battery pack](#) or a LiPoly battery will work well. [You can even use our LiPoly backpack to fit on top for an all-in-one rechargeable effects board](#)






TECHNICAL DETAILS

- Board Dimensions: 38mm x 23mm x 4mm / 1.5" x 0.9" x 0.2"
- Board Weight: 3.6g
- [Datasheets](#), [schematic](#), [PCB files](#), and [Fritzing](#) available in the product tutorial



LEARN




[Adafruit Audio FX Sound Board](#)

All about our great new audio trigger board



[Wizzy: A Needle Felted Cat](#)
Create animatronic animals with attitude.



[Talking d20 20-Sided Gaming Die](#)

"Greetings, adventurer!"



[Phone-Activated Talking Dog Collar](#)

"I can smell you!"



[Happy Chewbacca Mask](#)

Chewbacca is a lovable Wookiee with a distinctive voice, but here's how to give him a voice transplant and add your own fun sounds to this talking mask



[Fix-It Felix Jr. Hammer with Sound FX](#)

I can make it!

MAY WE ALSO SUGGEST...



Adafruit "Music Maker" MP3




Stereo Enclosed Speaker



Stereo 2.1W Class D Audio



Mini Metal Speaker w/ Wires



Adafruit Audio FX Sound



Adafruit "Music Maker" MP3



VS1053 Codec + MicroSD




Stereo 20W Class D Audio



Speaker - 3" Diameter - 4



Adafruit Mono 2.5W Class D



Adafruit Audio FX Sound



VS1053B

DISTRIBUTORS [EXPAND TO SEE DISTRIBUTORS](#)

- [CONTACT](#)
- [SUPPORT](#)
- [DISTRIBUTORS](#)
- [EDUCATORS](#)
- [JOBS](#)
- [FAQ](#)
- [SHIPPING & RETURNS](#)
- [TERMS OF SERVICE](#)
- [PRIVACY & LEGAL](#)
- [ABOUT US](#)

"The walls between art and engineering exist only in our minds"
- Theo Jansen

ENGINEERED IN NYC Adafruit®



4.9 ★★★★★
 Google
 Customer Reviews