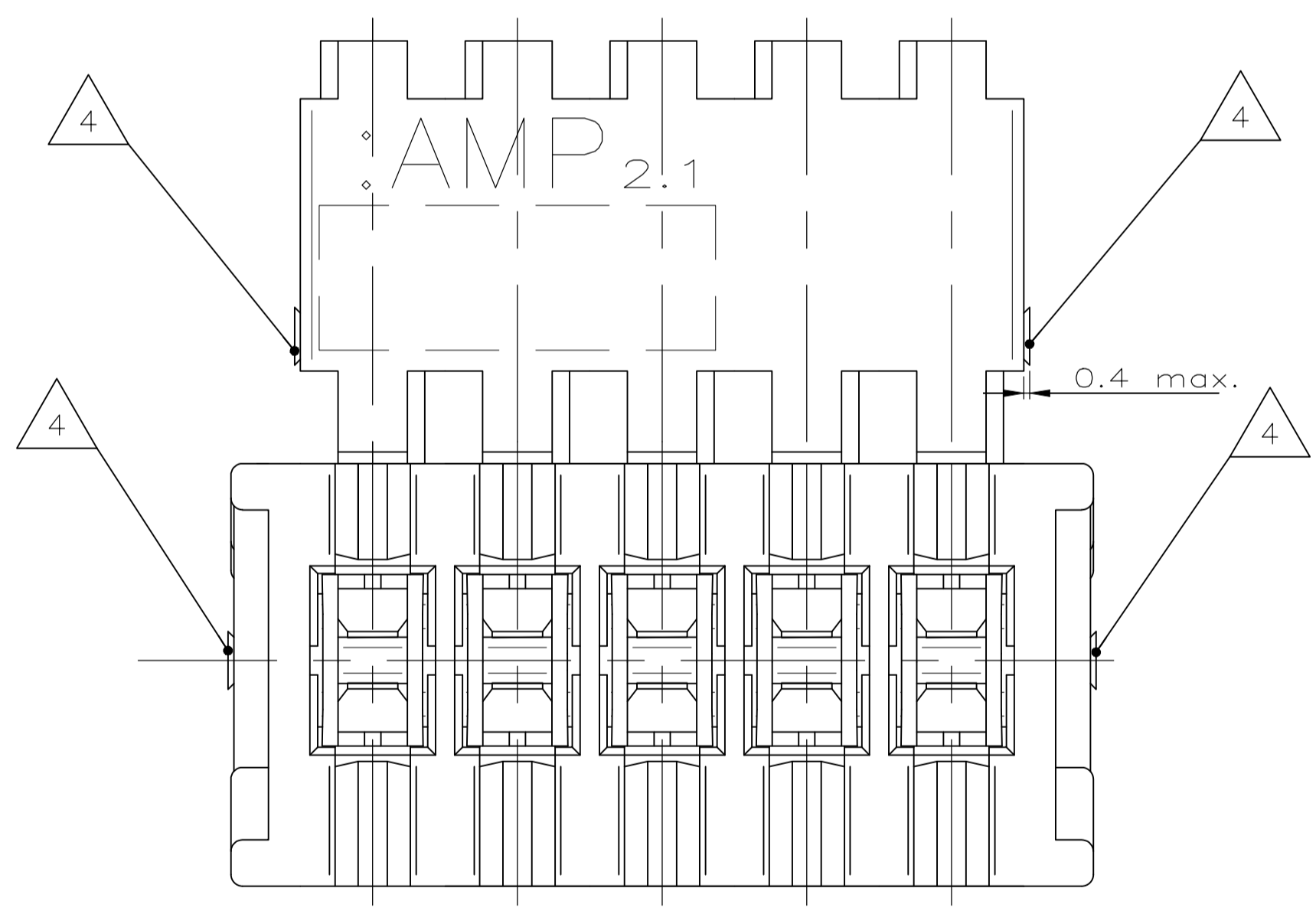
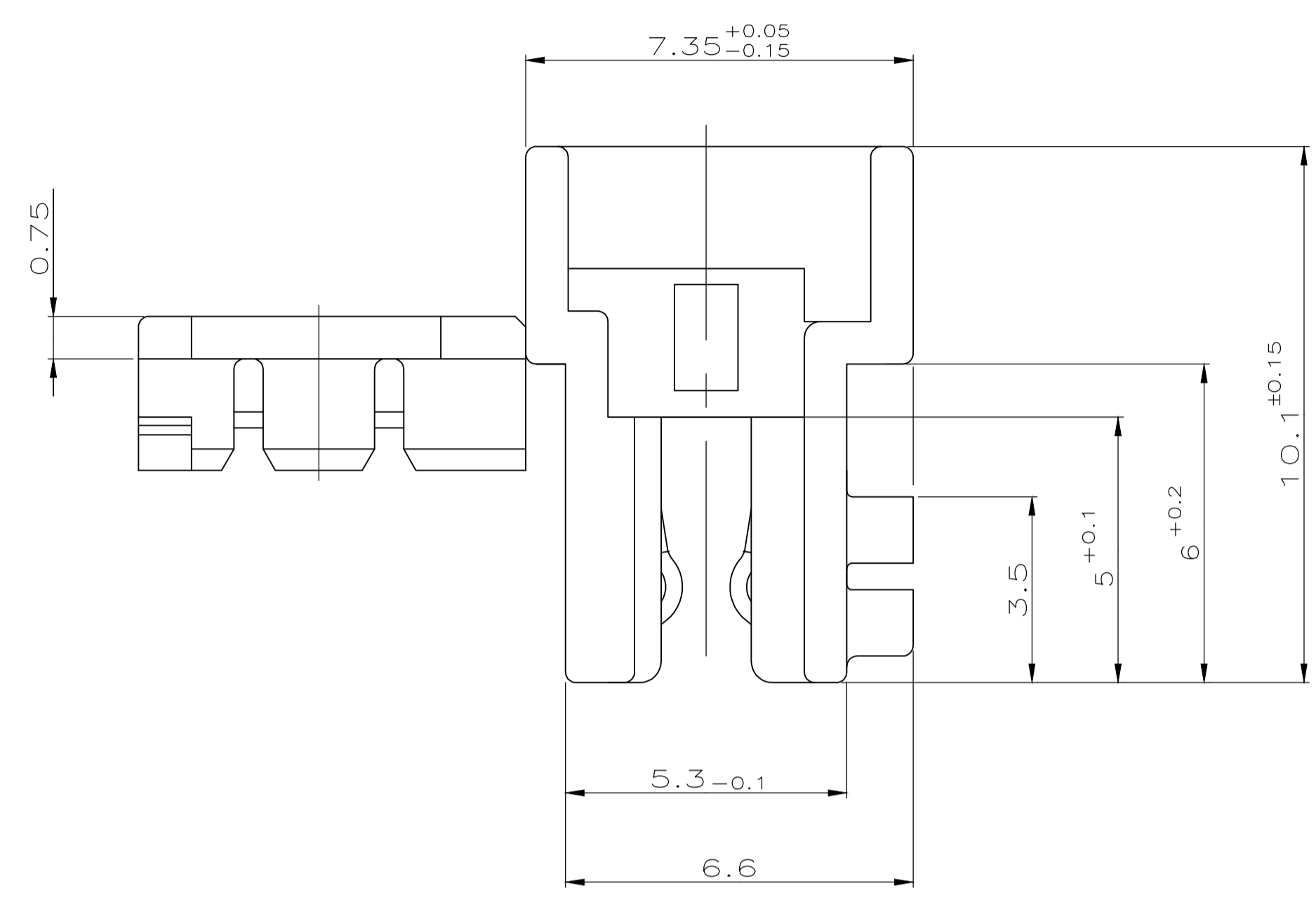
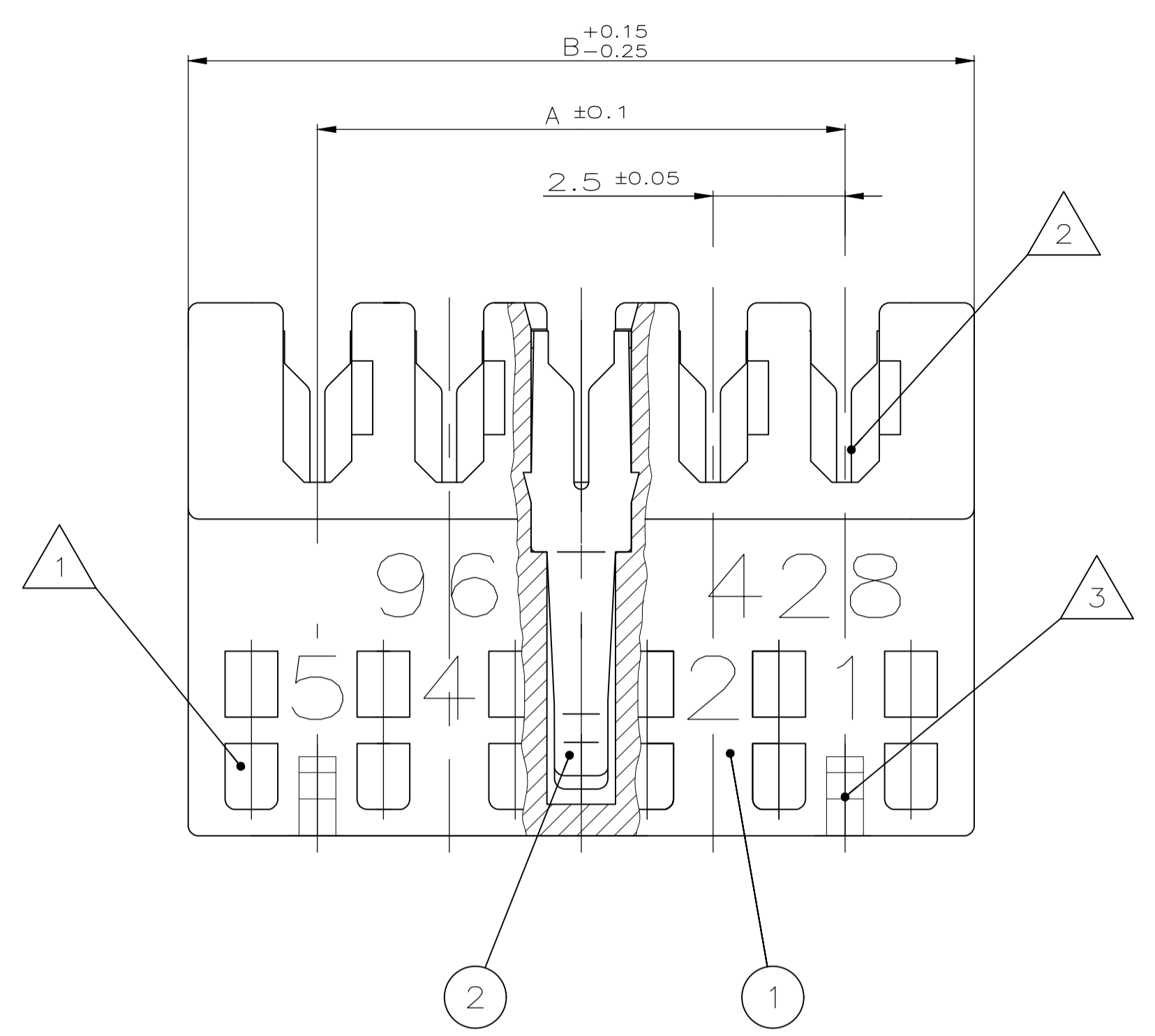


REVISIONS					
P	LTR	DESCRIPTION	DATE	DMN	APVD
C6		REVISED PER ECR-17-009651	19JUL2017	RS	DC
C7		REVISED PER ECR-19-002520	21FEB2019	MG	DC



- 7 PBT GF, UL94-V0 & GWEPT 750 NO-FLAME, NATURAL
- 6 PBT GF
- 5 PASSENDE GEGENSTECKER:  
 -TABWANNE SIEHE ZEICHNUNG 1971817 AND EQUIVALENT;  
 -LEITERKARTENANSCHLUSS MIT RAHMEN SIEHE ZEICHNUNG 964 575  
 -LEITERKARTENANSCHLUSS OHNE RAHMEN SIEHE SPEZIFIKATION 108-18056  
 MATING PARTS:  
 -TABHEADER SEE DRAWING NO. 1971817 AND EQUIVALENT;  
 -PCB APPLICATION WITH FRAME SEE DRAWING 964 575  
 -PCB APPLICATION WITHOUT FRAME SEE SPECIFICATION 108-18056
- 4 SCHNITTBEREICH DURCH HERSTELLUNGSPROZESS  
 CUTTING AREA FROM PRODUCING PROCESS
- 3 RASTMÖGLICHKEIT FÜR INNENVERRASTUNG AUF ANFRAGE  
 LOCKING FEATURE FOR INTERIOR LOCKING BY REQUEST
- 2 WIRE RANGE, DGB II (7xØ0.25=0.35mm<sup>2</sup>)  
 SEE APPLICATION SPECIFICATION 114-18049-1
- 1 KODIERIPPEN; SCHNEIDEN AUF DER VERARBEITUNGSMASCHINE GEMÜSSLICH.  
 KEYING RIBS; CUTTING WITH THE TERMINATION MACHINE POSSIBLE

3x	20	47.5	52.4	1-966195-0	-
3x	19	45.0	49.9	1-966195-9	2311511-9
4x	18	42.5	47.4	1-966195-8	2311511-8
4x	17	40.0	44.9	1-966195-7	-
4x	16	37.5	42.4	1-966195-6	2311511-6
4x	15	35.0	39.9	1-966195-5	2311511-5
5x	14	32.5	37.4	1-966195-4	-
5x	13	30.0	34.9	1-966195-3	-
5x	12	27.5	32.4	1-966195-2	2311511-2
6x	11	25.0	29.9	1-966195-1	2311511-1
6x	10	22.5	27.4	1-966194-0	2-2311510-0
7x	9	20.0	24.9	1-966194-9	1-2311510-9
8x	8	17.5	22.4	1-966194-8	1-2311510-8
8x	7	15.0	19.9	1-966194-7	1-2311510-7
10x	6	12.5	17.4	1-966194-6	1-2311510-6
11x	5	10.0	14.9	1-966194-5	1-2311510-5
13x	4	7.5	12.4	1-966194-4	1-2311510-4
16x	3	5.0	9.9	1-966194-3	1-2311510-3
STICK	POS.	DIM A	DIM B	TE P/N	TE P/N

SIEHE TABELLE 2 - KONTAKT					CuSn	VORVERZINNT	THIS DRAWING IS A CONTROLLED DOCUMENT.		DIN MASEK 31.03.93	TE Connectivity	
SEE TABLE 1 - FEDERLEISTENGEHÄUSE					PBTP	GRAU	DIMENSIONS: mm		CHK BORMUTH 31.03.93	NAME	
BESTELL-NR. POS. STÜCK BENENNUNG EINZELTEIL WERKSTOFF OBERFLÄCHE FARBE					MATERIAL	FINISH	TOLERANCES UNLESS OTHERWISE SPECIFIED:		APVD	PRODUCT SPEC	
							0 PLC ± 1 PLC ± 0.2 2 PLC ± 3 PLC ± 4 PLC ± ANGLES ± 1°		NAME	AMP DUOPLUG 2.5 FEMALE CONNECTOR 3-20 POSITION, DGB II	
									APPLICATION SPEC	SIZE	RESTRICTED TO
									114-18049-1	A1 00779	966194
									WEIGHT	SCALE	SHEET
									0	10:1	1 OF 1
									CUSTOMER DRAWING	REV	C7