

**SINGLE-PHASE SILICON BRIDGE RECTIFIER**

**VOLTAGE RANGE 50 to 100 Volts CURRENT 6.0 Amperes**

**FEATURES**

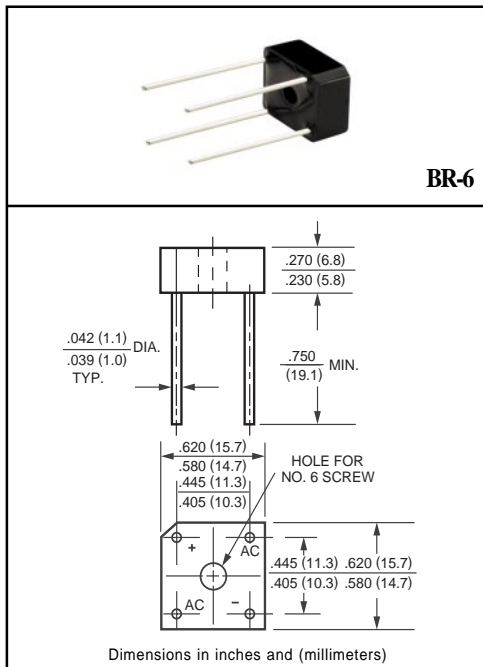
- \* Surge overload rating: 125 amperes peak
- \* Low forward voltage drop
- \* Small size: simple installation
- \* Mounting position: Any
- \* Mounting: Hole thru for # 6 screw

**MECHANICAL DATA**

- \* UL listed the recognized component directory, file #E94233
- \* Epoxy: Device has UL flammability classification 94V-0

**MAXIMUM RATINGS AND ELECTRICAL CHARACTERISTICS**

Ratings at 25 °C ambient temperature unless otherwise specified.  
 Single phase, half wave, 60 Hz, resistive or inductive load.  
 For capacitive load, derate current by 20%.



**MAXIMUM RATINGS** (At TA = 25°C unless otherwise noted)

RATINGS	SYMBOL	BR605	BR61	BR62	BR64	BR66	BR68	BR610	UNITS
Maximum Recurrent Peak Reverse Voltage	VRRM	50	100	200	400	600	800	1000	Volts
Maximum RMS Bridge Input Voltage	VRMS	35	70	140	280	420	560	700	Volts
Maximum DC Blocking Voltage	VDC	50	100	200	400	600	800	1000	Volts
Maximum Average Forward Rectified Output Current at Tc = 75°C	Io	6.0							Amps
Peak Forward Surge Current 8.3 ms single half sine-wave superimposed on rated load (JEDEC method)	IFSM	125							Amps
Typical Thermal Resistance from junction to case	R θ J C	7.3							°C/W
Typical Thermal Resistance from junction to ambient	R θ J A	28							
Operating Temperature Range	TJ	-55 to + 150							°C
Storage Temperature Range	TSTG	-55 to + 150							°C

**ELECTRICAL CHARACTERISTICS** (At TA = 25°C unless otherwise noted)

CHARACTERISTICS	SYMBOL	BR605	BR61	BR62	BR64	BR66	BR68	BR610	UNITS
Maximum Forward Voltage Drop per element at 3.0A DC	VF	1.0							Volts
Maximum Reverse Current at Rated	IR	5.0							uAmps
DC Blocking Voltage per element									0.2

Note: "Fully ROHS compliant", "100% Sn plating (Pb-free)".

# RATING AND CHARACTERISTIC CURVES ( BR605 THRU BR610 )

FIG. 1 - MAXIMUM NON-REPETITIVE FORWARD SURGE CURRENT

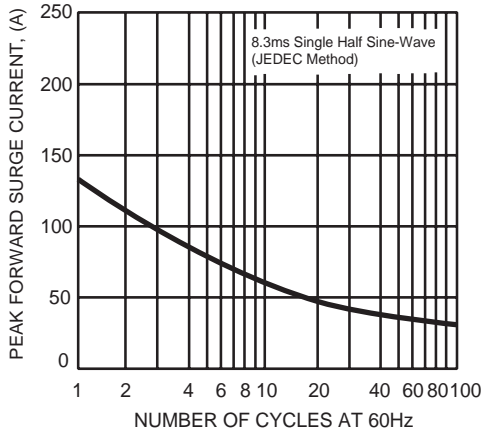


FIG. 2 - TYPICAL FORWARD CURRENT DERATING CURVE

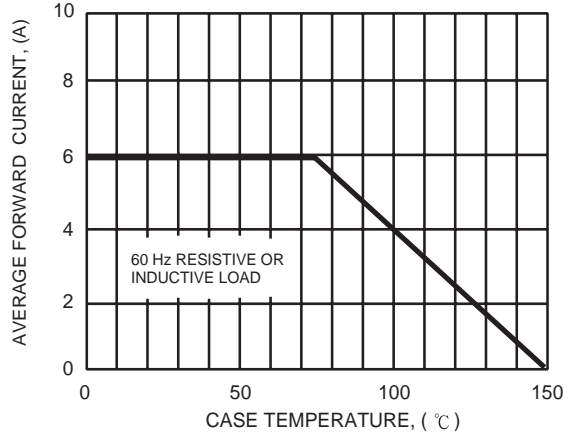


FIG. 3 - TYPICAL INSTANTANEOUS FORWARD CHARACTERISTICS

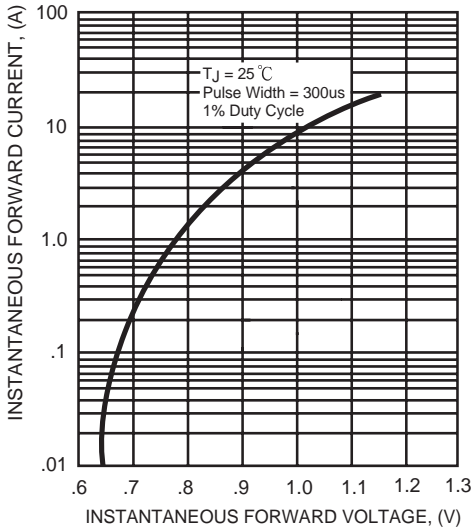
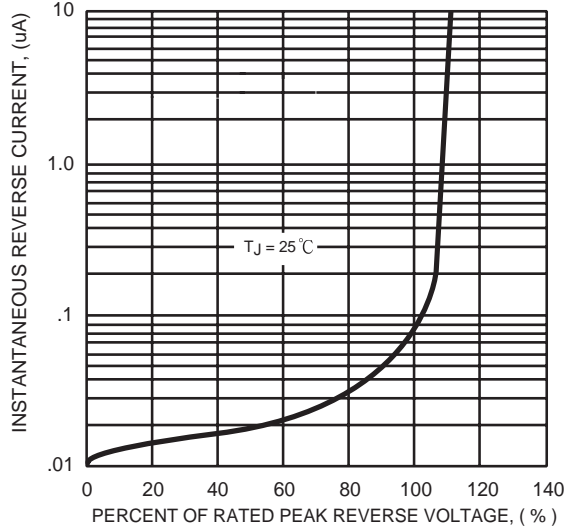


FIG. 4 - TYPICAL REVERSE CHARACTERISTICS



# Mouser Electronics

Authorized Distributor

Click to View Pricing, Inventory, Delivery & Lifecycle Information:

[Rectron:](#)

[BR61](#) [BR62](#) [BR68](#) [BR610](#) [BR605](#) [BR66](#)