

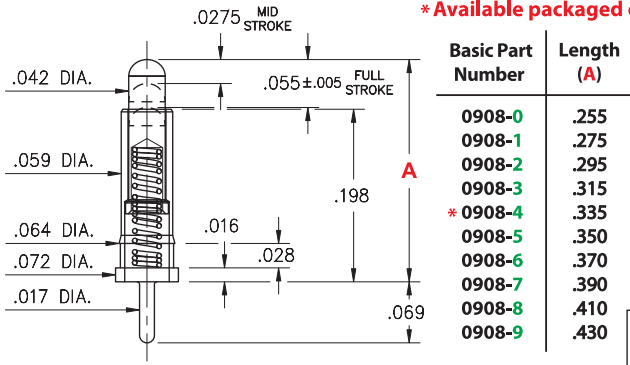
**PRODUCT NUMBER: 0908-5-15-20-75-14-11-0**

**0908-X-15-20-7X-14-11-0**

Standard stroke, Solder mount in .020 min. mounting hole

Click on image carousel below for additional details

\* Available packaged on Tape & Reel



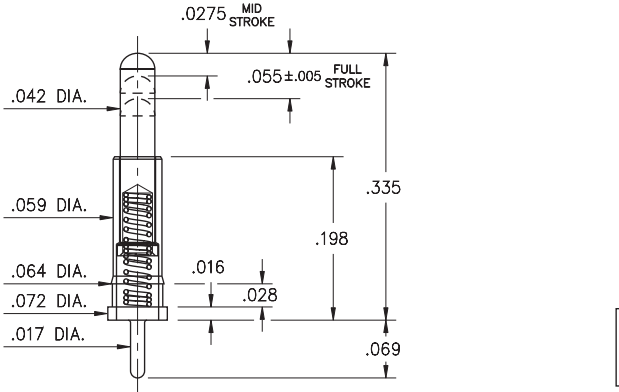
Basic Part Number	Length (A)
0908-0	.255
0908-1	.275
0908-2	.295
0908-3	.315
* 0908-4	.335
0908-5	.350
0908-6	.370
0908-7	.390
0908-8	.410
0908-9	.430

Standard Tolerances:  
 Lengths: ±.006  
 Diameters: ±.002  
 Angles: ± 2°

**0908-4-15-20-7X-14-11-0**

Standard stroke, Solder mount in .020 min. mounting hole  
 32mm wide X 12mm pitch carrier tape: 450 parts per 13" reel

Order as: 0908-4-57-20-7X-14-11-0



Standard Tolerances:  
 Lengths: ±.006  
 Diameters: ±.002  
 Angles: ± 2°

**DESCRIPTION**

Spring-Loaded Pin with a Standard Tail

**Durability:**

Up to 1,000,000 Cycles @ Mid-Stroke

**Current Rating:**

2A continuous, 3A peak @ 10°C Temperature Rise

**Contact Resistance:**

20 mΩ Max

**Operating Temperature Range:**

-55/+125° C

**Vibration:**

No Elect. Discontinuity > 1μs @ 10-2000HZ, 20 G

**Shock:**

No Elect. Discontinuity > 1μs @ 50g

**Mounting Feature:**

Through-Hole Solder Mount

**Tail Type:** Soldertail

**Mounting Hole:** .020" (0,508mm)

**Tail Diameter:** .017" (0,432mm)

**Packaging:** 15 - Packaged in Bulk

<b>Shell Plating</b>	<b>Spring Plating</b>	<b>ROHS</b>
----------------------	-----------------------	-------------

20 μ" Gold over Nickel

10 μ" Gold over Nickel

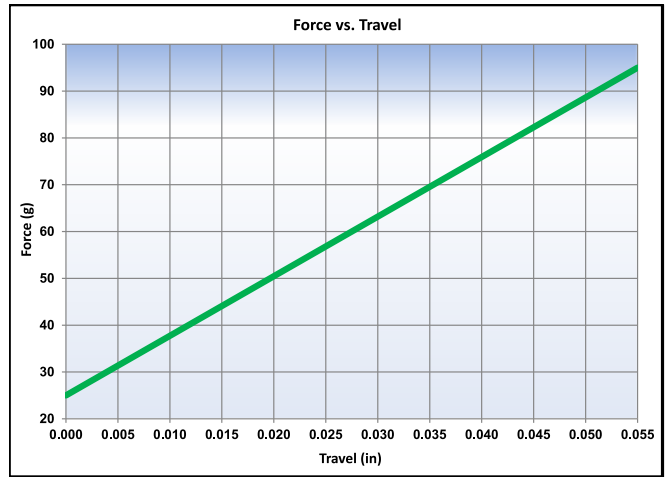


**SPRING:**

# #75 SPRING

STANDARD FORCE SPRING: 60 GRAMS FORCE  
@ MID STROKE; .055" FULL STROKE

Spring Material : Beryllium Copper Alloy 172
Mid. Stroke : .0275" [0,7]
Full Stroke Capability : .055"± .005" [1,4 ± 0,127]
Force @ Mid. Stroke : 60 g ± 20 g
Initial Force (Pre-Load) : 25 g



Stroke & force values are measured using spring pins with an internal construction per the design specification.  
Individual spring pin performance may vary from these values based on design differences.

Material	Beryllium Copper	Grams Force	60
Max Stroke	0.06		

## CONTACT MATERIAL:

## BERYLLIUM COPPER ALLOY 172 (UNS C17200) per ASTM B 194

Properties of BERYLLIUM COPPER:

- Chemical composition: Cu 98.1%, Be 1.9%
- Hardness: 36-43 Rockwell C
- Density: .298 lbs/in<sup>3</sup>
- Electrical Conductivity: 22% IACS\*
- Resistance: 10 mΩ Max
- Operating Temperature: -55°C/+125°C
- Melting point: 980°C/865°C (liquidus/solidus)
- Stress Relaxation†: 96% of stress remains after 1,000 hours @ 100 °C; 70% of stress remains after 1,000 hours @ 200 °C

\*International Annealed Copper Standard, i.e. as a % of pure copper.

†Since BeCu loses its spring properties over time at high temperatures; it is rated for continuous use up to 150 °C. For applications up to 300 °C, Mill-Max offers other materials. [Contact Tech Support](#) for more info.

## STANDARD TOLERANCES ON PCB TERMINAL PINS & RECEPTACLES


Diameters +/- .002"  
Lengths +/- .005"  
Angles +/- 2°

## STANDARD TOLERANCES ON SPRING-LOADED PINS

Diameters +/- .002"  
Lengths +/- .006"  
Angles +/- 2°

## ADDITIONAL NOTES & SPECIFICATIONS

In the interest of improved design, quality and performance, Mill-Max reserves the right to make changes in its specifications without prior notice. Specifications and tolerances are provided wherever possible. The tolerance on dimensions of critical to function features is typically held tighter than the stated standard tolerances, such as press-fits, holes and lengths affecting the coplanarity of SMT products. Due to the wide variety of interconnects Mill-Max offers, the specific tolerances vary from product to product. If you need information regarding the tolerance of a particular part, please contact Technical Services.

 © 2020 Mill-Max Mfg. Corp.  
190 Pine Hollow Rd , Oyster Bay, NY 11771, USA  
Phone: 516.922.6000