


GBB

1/4" x 1 1/4" Very-fast acting ceramic tube fuses



Agency information

- UL Recognized Card: 1-30A (JFHR2, E56412)
- CSA Component Accepted Card: 1-30A (Class 1422-30 File 53787)

Ordering

- Specify packaging, product, and option code

Product features

- Very fast-acting
- Optional axial leads available
- 1/4" x 1 1/4" (6.3 x 32mm) physical size
- Ceramic tube, nickel-plated brass endcap construction
- 100pc-carton quantity weighs 1.0 lb (0.45 kg)
- UL Recognized product meets standard 248-14

Electrical Characteristics		
Rated Current	% of Amp Rating	Opening Time
1 - 20A	100%	None
	150%	2 minutes maximum
	250%	1 seconds maximum
	400%	-
25, 30A	100%	None
	150%	2 minutes maximum
	250%	6 seconds maximum
	400%	-

Specifications							
Part Number	Voltage Rating		AC Interrupting Rating (amps)*		DC Interrupting Rating (amps)*	Typical DC Cold Resistance (Ω)**	Typical Voltage Drop (V)‡
	Vac	Vdc	250Vac	125Vdc			
GBB-1-R	250	125	200	10,000	10,000	0.17750	0.2096
GBB-1-1/4-R	250	125	200	10,000	10,000	0.17900	0.2497
GBB-2-R	250	125	200	10,000	10,000	0.06620	0.1687
GBB-3-R	250	125	200	10,000	10,000	0.04475	0.1816
GBB-4-R	250	125	200	10,000	10,000	0.03175	0.1778
GBB-5-R	250	125	200	10,000	10,000	0.02125	0.1217
GBB-6-R	250	125	200	10,000	10,000	0.01800	0.1324
GBB-7-R	250	125	200	10,000	10,000	0.01550	0.1355
GBB-8-R	250	125	200	10,000	10,000	0.01360	0.1144
GBB-9-R	250	125	200	10,000	10,000	0.01070	0.1218
GBB-10-R	250	125	200	10,000	10,000	0.00934	0.0877
GBB-12-R	250	125	200	10,000	10,000	0.00620	0.0806
GBB-15-R	250	125	200	10,000	10,000	0.00472	0.0735
GBB-20-R	250	125	200	200	200	0.00330	0.0728
GBB-25-R	250	125	200	200	200	0.00252	0.0610
GBB-30-R	250	125	200	200	200	0.00206	0.0657

* Interrupting ratings: Interrupting ratings for 1-15A at 125Vdc was measured at 10,000A, 3.5 ms maximum, with time constant. Ratings 20-30A at 125Vdc were measured at 200A, 0.5 ms maximum, with time constant. Ratings 1-15A at 125Vac were measured at 10,000A, and 70% - 80% power factor. The interrupting ratings for 1-30A at 250Vac were measured at 90% - 100% power factor.

** DC Cold Resistance (Measured at <10% of rated current)

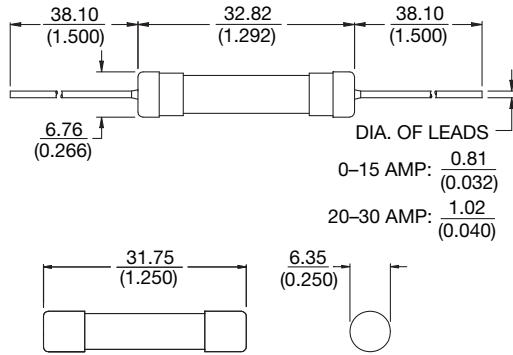
† Typical Melting I²t (I²t was measured at listed interrupting rating and rated voltage) Interrupting ratings were measured at 70% to 80% power factor on AC.

‡ Typical Voltage drop (Voltage drop was measured at 25°C±3°C ambient temperature at rated current)

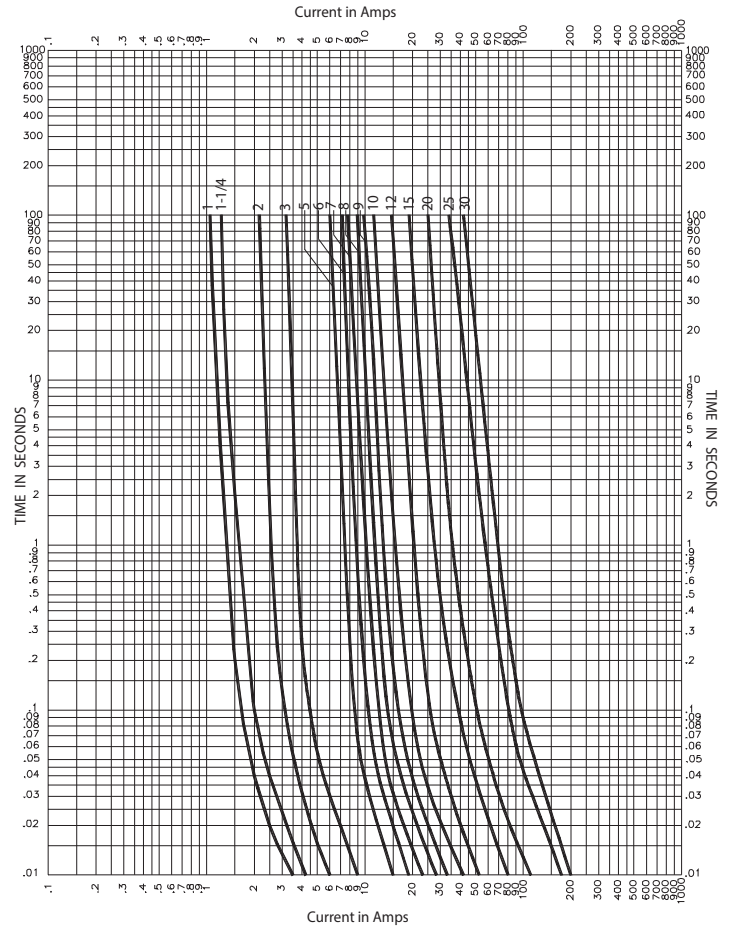


Powering Business Worldwide

Dimensions - mm/in



Time-Current Curve



Packaging	
Packaging Code	Description
BK	100 fuses packed into a cardboard carton
BK1	1,000 fuses packed into a cardboard carton

Option Code	
Option Code	Description
B	Sealed to withstand aqueous cleaning (board washable)
V	Axial leads - copper tinned wire with nickel plated brass overcaps

Life Support Policy: Eaton does not authorize the use of any of its products for use in life support devices or systems without the express written approval of an officer of the Company. Life support systems are devices which support or sustain life, and whose failure to perform, when properly used in accordance with instructions for use provided in the labeling, can be reasonably expected to result in significant injury to the user.

Eaton reserves the right, without notice, to change design or construction of any products and to discontinue or limit distribution of any products. Eaton also reserves the right to change or update, without notice, any technical information contained in this bulletin.

Eaton
Electronics Division
1000 Eaton Boulevard
Cleveland, OH 44122
United States
www.eaton.com/electronics

© 2017 Eaton
All Rights Reserved
Printed in USA
Publication No. 2013 BU-SB09209
May 2017

Eaton is a registered trademark.

All other trademarks are property of their respective owners.

Mouser Electronics

Authorized Distributor

Click to View Pricing, Inventory, Delivery & Lifecycle Information:

Eaton:

[GBB-25](#) [GBB-5](#) [BK/GBB-1-1/4-R](#) [BK/GBB-3-R](#) [BK/GBB-30-R](#) [BK/GBB-7-R](#) [BK/GBB-6-R](#) [BK/GBB-5-R](#) [BK/GBB-4-R](#) [BK/GBB-20-R](#) [BK/GBB-9-R](#) [BK/GBB-1-R](#) [BK/GBB-8-R](#) [BK/GBB-25-R](#) [BK/GBB-2-R](#) [BK/GBB-15-R](#) [BK/GBB-12-R](#) [BK/GBB-10-R](#) [BK/GBB-17-1/2-R](#) [GBB-1-R](#) [GBB-25-R](#) [GBB-2-R](#) [GBB-5-R](#) [GBB-7-R](#) [GBB-10-R](#) [GBB-12-R](#) [GBB-15-R](#) [GBB-20-R](#) [GBB-30-R](#) [GBB-3-R](#) [GBB-4-R](#) [GBB-6-R](#) [GBB-8-R](#) [GBB-9-R](#) [GBB-V-1](#) [GBB-V-10-R](#) [GBB-V-12-R](#) [GBB-V-15-R](#) [GBB-V-1-R](#) [GBB-V-2](#) [GBB-V-20](#) [GBB-V-20-R](#) [GBB-V-25](#) [GBB-V-25-R](#) [GBB-V-2-R](#) [GBB-V-3](#) [GBB-V-30-R](#) [GBB-V-3-R](#) [GBB-V-4](#) [GBB-V-4-R](#) [GBB-V-5](#) [GBB-V-5-R](#) [GBB-V-6](#) [GBB-V-6-R](#) [GBB-V-7](#) [GBB-V-7-R](#) [GBB-V-8](#) [GBB-V-8-R](#) [GBB-V-9](#) [GBB-V-9-R](#) [BK/GBB-V-10-R](#) [BK/GBB-V-12-R](#) [BK/GBB-V-15-R](#) [BK/GBB-V-1-R](#) [BK/GBB-V-20-R](#) [BK/GBB-V-25-R](#) [BK/GBB-V-2-R](#) [BK/GBB-V-30-R](#) [BK/GBB-V-3-R](#) [BK/GBB-V-4-R](#) [BK/GBB-V-5-R](#) [BK/GBB-V-6-R](#) [BK/GBB-V-7-R](#) [BK/GBB-V-8-R](#) [BK/GBB-V-9-R](#) [GBB-1-1-4-R](#) [GBB-17-1-2-R](#) [GBB-7](#) [GBB-1](#) [GBB-2](#) [GBB-17-1/2-R](#) [GBB-1-1/4-R](#)