



Main

Range of Product	Harmony Control Relays
Product or Component Type	Frequency control relay
Relay Type	Frequency control relays
Relay name	RM35HZ21FM
Relay monitored parameters	Overfrequency and underfrequency 50 or 60 Hz
Time delay type	Adjustable 0.1...10 s, +/- 10 % on crossing the threshold
Switching capacity in VA	1250 VA
Minimum switching current	10 mA 5 V DC
Maximum power consumption in VA	6 VA AC
Measurement range	40...70 Hz frequency
Utilisation category	AC-12 IEC 60947-5-1 AC-13 IEC 60947-5-1 AC-14 IEC 60947-5-1 AC-15 IEC 60947-5-1 DC-12 IEC 60947-5-1 DC-13 IEC 60947-5-1 DC-14 IEC 60947-5-1

Complementary

Reset time	2000 ms time delay
Maximum switching voltage	250 V AC/DC
[Us] rated supply voltage	120...277 V AC
[Us] rated supply voltage	120...277 V AC
Supply voltage limits	102...308 V AC
Control circuit frequency	40...70 Hz
Width	1.38 in (35 mm)
Output contacts	1 C/O + 1 C/O
Contacts material	Cadmium free
Nominal output current	5 A
Maximum input frequency	70 Hz
Maximum measuring cycle	200 ms measurement cycle as true rms value
Delay at power up	0.5 s
Hysteresis	0.3 % fixed
Measurement accuracy	+/- 10 % of the full scale value in input +/- 10 % of the full scale value in time delay
Repeat accuracy	+/- 0.5 % input and measurement circuit +/- 0.5 % time delay
Measurement error	+/- 0.05 %/°C with temperature variation < +/- 1 % over the whole range with voltage variation
Threshold setting	-2...10 Hz -10...2 Hz
Marking	CE : 73/23/EEC CE : EMC 89/336/EEC
Overvoltage category	III IEC 60664-1

The information provided in this documentation contains general descriptions and/or technical characteristics of the products of the performance of the products contained herein. This documentation is not intended as a substitute for and is not to be used for determining suitability or reliability of these products for specific user applications. It is the duty of any such user or integrator to perform the appropriate and complete risk analysis, evaluation and testing of the products with respect to the relevant specific application or use thereof. Neither Schneider Electric Industries SAS nor any of its affiliates or subsidiaries shall be responsible or liable for misuse of the information contained herein.

Insulation resistance	> 500 MOhm 500 V DC between supply and relay output IEC 60255-5 > 500 MOhm 500 V DC between measurement and relay output IEC 60664-1 > 1 MOhm 500 V DC between supply and measurement IEC 60255-5 > 500 MOhm 500 V DC between supply and relay output IEC 60664-1 > 500 MOhm 500 V DC between measurement and relay output IEC 60255-5 > 1 MOhm 500 V DC between supply and measurement IEC 60664-1
[Ui] rated insulation voltage	400 V IEC 60664-1
Operating voltage tolerance	- 15 % + 10 % Un
Supply frequency	50/60 Hz +/- 10 %
Insulation	No galvanic insulation between supply and measurement
Operating position	Any position without derating
Connections - terminals	Screw terminals, 1 x 0.5...1 x 4 mm ² AWG 20...AWG 11) solid without cable end Screw terminals, 2 x 0.5...2 x 2.5 mm ² AWG 20...AWG 14) solid without cable end Screw terminals, 1 x 0.2...1 x 2.5 mm ² AWG 24...AWG 12) flexible with cable end Screw terminals, 2 x 0.2...2 x 1.5 mm ² AWG 24...AWG 16) flexible with cable end
Tightening torque	5.31...8.85 lbf.in (0.6...1 N.m) IEC 60947-1
Housing material	Self-extinguishing plastic
Local signalling	1 LED Green power ON 1 LED Yellow correct frequency (high R1) 1 LED Yellow correct frequency (low R2)
Mounting support	35 mm symmetrical DIN rail conforming to EN/IEC 60715
Electrical durability	100000 cycles
Mechanical durability	30000000 cycles
Operating rate	<= 360 operations/hour full load

Environment

Immunity to microbreaks	10 ms
Electromagnetic compatibility	Emission standard for industrial environments EN/IEC 61000-6-4 Emission standard for residential, commercial and light-industrial environments EN/IEC 61000-6-3 Immunity for industrial environments NF EN/IEC 61000-6-2
Standards	IEC 60255-6 NF EN 60255-6
Product Certifications	GL UL CSA C-tick GOST
Ambient Air Temperature for Storage	-40...158 °F (-40...70 °C)
Ambient Air Temperature for Operation	-4...122 °F (-20...50 °C)
Relative humidity	95 % 131 °F (55 °C) IEC 60068-2-30
Vibration resistance	0.35 mm 5...57.6 Hz)IEC 60068-2-6/IEC 60255-21-1 1 gn 57.6...150 Hz)IEC 60068-2-6/IEC 60255-21-1
Shock resistance	15 gn 11 ms IEC 60255-21-1
IP degree of protection	IP20 IEC 60529 terminals) IP30 IEC 60529 casing)
Pollution degree	3 IEC 60664-1
Dielectric test voltage	2 kV AC 50 Hz
Non-dissipating shock wave	4 kV

Ordering and shipping details

Category	22380-RELAYS-MEASUREMENT (RM17-RM35)
Discount Schedule	CP2
GTIN	3389119405201
Returnability	No
Country of origin	ID

Packing Units

Unit Type of Package 1	PCE
Number of Units in Package 1	1
Package 1 Height	1.81 in (4.600 cm)
Package 1 Width	3.15 in (8.000 cm)
Package 1 Length	3.82 in (9.700 cm)
Package 1 Weight	4.41 oz (125.000 g)
Unit Type of Package 2	S03
Number of Units in Package 2	48
Package 2 Height	11.81 in (30.000 cm)
Package 2 Width	11.81 in (30.000 cm)
Package 2 Length	15.75 in (40.000 cm)
Package 2 Weight	15.08 lb(US) (6.838 kg)

Offer Sustainability

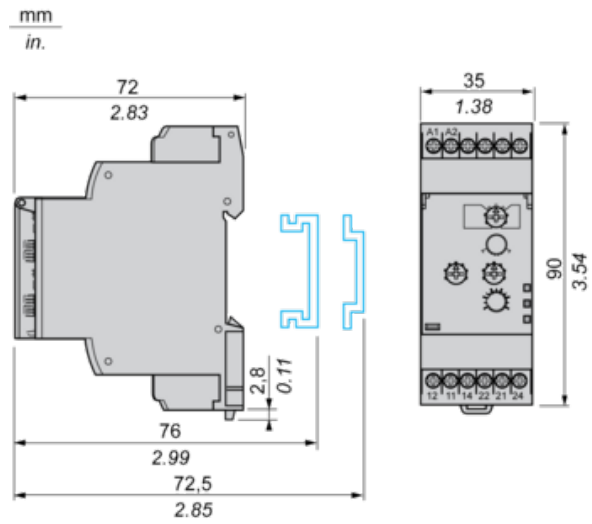
Sustainable offer status	Green Premium product
California proposition 65	WARNING: This product can expose you to chemicals including: Lead and lead compounds, which is known to the State of California to cause cancer and birth defects or other reproductive harm. For more information go to www.P65Warnings.ca.gov
REACH Regulation	REACH Declaration
EU RoHS Directive	Pro-active compliance (Product out of EU RoHS legal scope) EU RoHS Declaration
Mercury free	Yes
China RoHS Regulation	China RoHS Declaration
RoHS exemption information	Yes
Environmental Disclosure	Product Environmental Profile
Circularity Profile	End Of Life Information

Contractual warranty

Warranty	18 months
----------	-----------

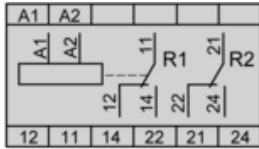
Frequency Control Relay

Dimensions and Mounting



Frequency Control Relay

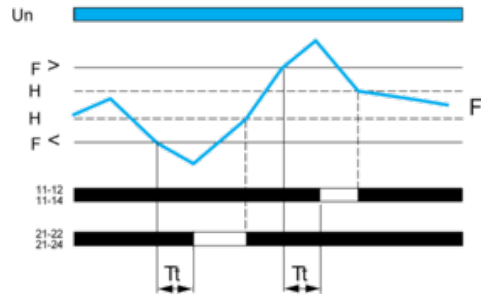
Wiring Diagram



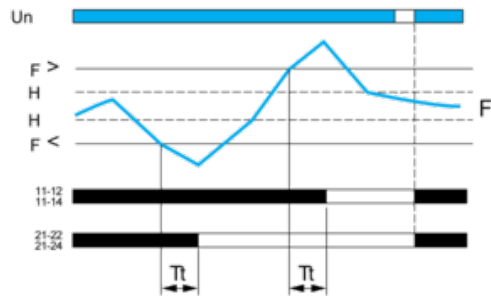
Function Diagrams

Over-Frequency and Under-Frequency Control on 50 Hz or 60 Hz Supplies

Without memory ("No Memory" mode)



With memory ("Memory" mode)



Legend

Tt Time delay after crossing of threshold from 0.1 s to 10 s

Un Supply voltage

F Monitored frequency

H Hysteresis

F > Over-frequency threshold

F < Under-frequency threshold

11-12, 11-14 R1 output relay connections

21-22, 21-24 R2 output relay connections

Relay status: black color = energized.

NOTE: In "Memory" mode, the relay opens after the time delay and stays in that position when crossing of the threshold is detected. The power supply voltage must be switched off to reset the product.

Mouser Electronics

Authorized Distributor

Click to View Pricing, Inventory, Delivery & Lifecycle Information:

[Schneider Electric:](#)

[RM35HZ21FM](#)