
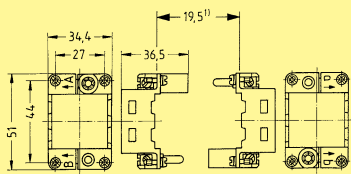
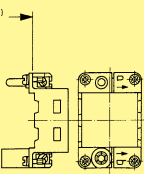

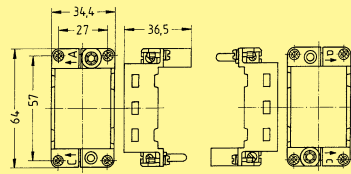
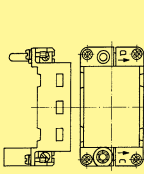

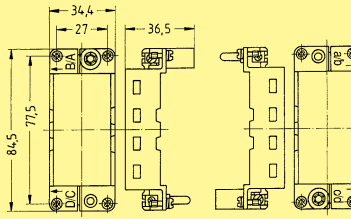
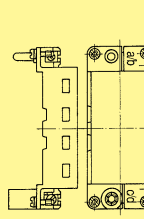

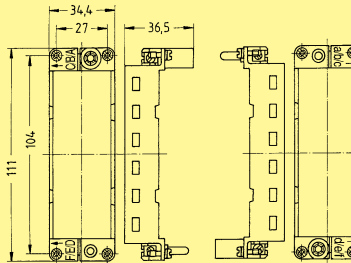
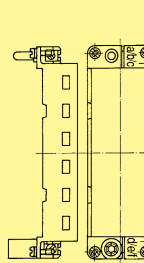
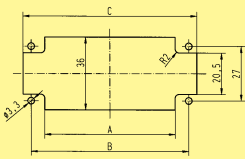

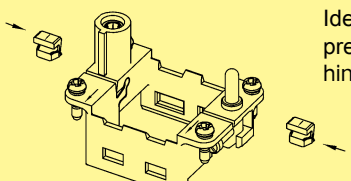


Identification	Part number for Hood/Housing 2)			Drawing	Dimensions in mm																	
	Size	Marking A ... F	Marking a ... f																			
Hinged frame for 2 modules 	6 B	<b>09 14 006 0303</b>	<b>09 14 006 0313</b>	Hoods 	Housings 																	
				Hinged frame for 3 modules 	10 B	<b>09 14 010 0303</b>	<b>09 14 010 0313</b>															
Hinged frame for 4 modules 	16 B	<b>09 14 016 0303</b>	<b>09 14 016 0313</b>																			
				Hinged frame for 6 modules 	24 B	<b>09 14 024 0303</b>	<b>09 14 024 0313</b>															
Panel cut out 		<table border="1"> <thead> <tr> <th>Size</th> <th>A</th> <th>B</th> <th>C</th> </tr> </thead> <tbody> <tr> <td>6 B</td> <td>35</td> <td>44</td> <td>52</td> </tr> <tr> <td>10 B</td> <td>49</td> <td>57</td> <td>66</td> </tr> <tr> <td>16 B</td> <td>64</td> <td>77.5</td> <td>85.5</td> </tr> <tr> <td>24 B</td> <td>94</td> <td>104</td> <td>112</td> </tr> </tbody> </table>	Size					A	B	C	6 B	35	44	52	10 B	49	57	66	16 B	64	77.5	85.5
Size	A	B	C																			
6 B	35	44	52																			
10 B	49	57	66																			
16 B	64	77.5	85.5																			
24 B	94	104	112																			
Locking element for hinged frames (20 pieces per bloc) 		<b>09 14 000 9960</b>	<b>09 14 000 9960</b>		Ideal to pre-assemble the hinged frames																	

Han Modular

1) Distance max. 20.5 mm  
 2) Hinged frames can be used either in hood or housing  
 Both different markings must be used for one connector!

Stock items in bold type