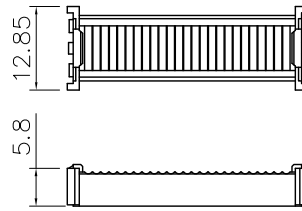
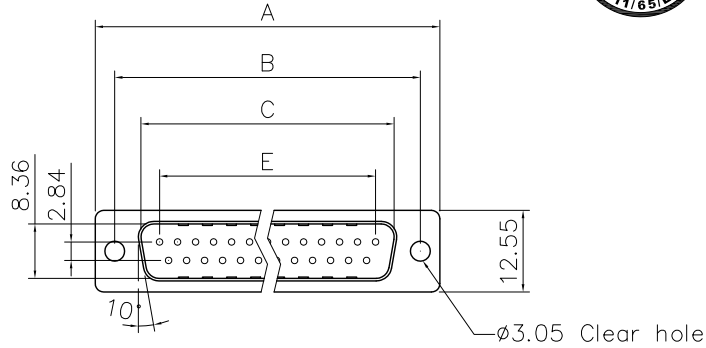
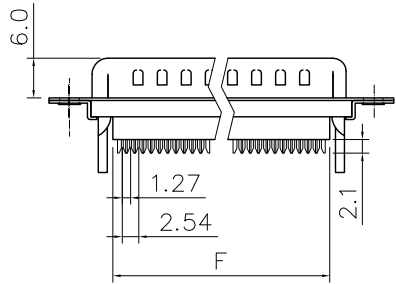


This document is the property of Amphenol Corporation and is delivered on the express condition that it is not to be disclosed, reproduced or used, in whole or in part, for manufacture or sale by anyone other than Amphenol Corporation without its prior consent, & that no right is granted to disclose or to use any information in this document.

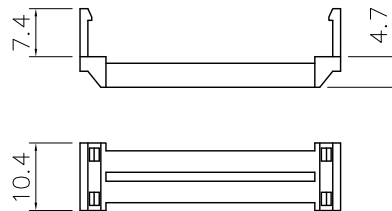
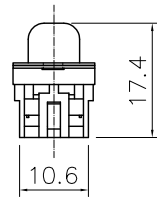
# Customer drawing



Cover



Without Insulator Support



Strain Relief

## Dimensions

Positions	A	B	C	E	F
9	30.81	24.99	16.92	11.08	13.10
15	39.20	33.30	25.25	19.39	20.70
25	53.04	47.04	38.96	33.24	33.68
37	69.40	63.50	55.42	49.86	50.30

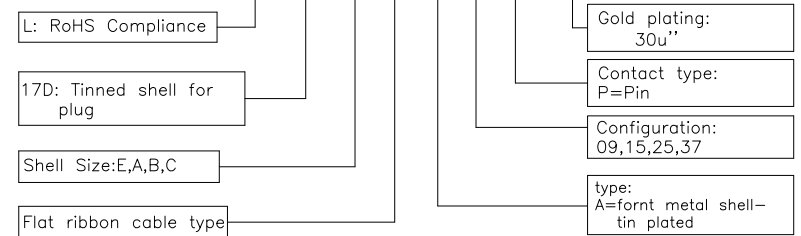
REVISIONS				
SYM	ECN	DESCRIPTION	DATE	APPROVED
1	HK--	First Release Drawing	07/22/08	IP
2	HK--	Update The Drawing	09/20/13	IP
3	HK--	Update The Drawing	11/07/13	IP

## D-SUB TECHNICAL DATA

SHELL : Steel, 100u" Tin Over 50u" min nickel over 50u" min Copper  
 BODY : Glass-Filled Thermoplastic PBT,UL94V-0  
 CONTACTS : Copper alloy  
 30u" gold over 50u" nickel on mating area  
 100u" tin over 50u" nickel on solder area  
 ELECTRICAL : Voltage rating 250 VAC/RMS  
 Current Rating :3 AMP  
 Withstanding Voltage >1000 VAC RMS  
 Insulation resistance >1000 M Ohms  
 Contact resistance 20 mOhms max  
 MARKING : Amphenol...(Series No.)  
 Commercial reference  
 Manufacturing date

## PRODUCT CODE

**L 17D X FR A XX P C309**



UNLESS OTHERWISE SPECIFIED TOLERANCES		APPROVAL		DATE
U.S.	METRIC	DRAWN	Checked	DATE
.X +/-	0.50	Felix Liu		11/07/13
.XX +/-	0.30	Tony Tang		11/07/13
.XXX +/-	0.20	CHECKED		
FRACTIONS +/-				
ANGLES +/-	5°			
FOR MATERIALS AND FINISHES SEE NOTES		DRAWING FILE :		
REMOVE SHARP EDGES		ANGLE OF PROJECTION		
DIMENSIONS				
U.S.	INCHES			
METRIC	MM			

Amphenol		Amphenol East Asia Limited	
TITLE IDC flat cable,DFR series			
SIZE	DRAWING NO.	REV.	
A4	C L17DXFRAXXPC309	3	
SCALE	NONE	SHEET 1 OF 1	