

SPECIFICATIONS

PARAMETERS	VALUES	UNITS
DIRECTIVITY	NOISE CANCELING	-
SENSITIVITY	-54 ± 4	dB
STANDARD OPERATING VOLTAGE	1.5	Vdc
MAX OPERATING VOLTAGE	10	Vdc
CURRENT CONSUMPTION (MAX)	0.5	mA
IMPEDANCE	680±0.5%	Ohm
SIGNAL TO NOISE RATIO (MIN.)	55	dB
TERMINAL	SOLDER PADS	-
INTERNAL CAPACITOR	N/A	pF

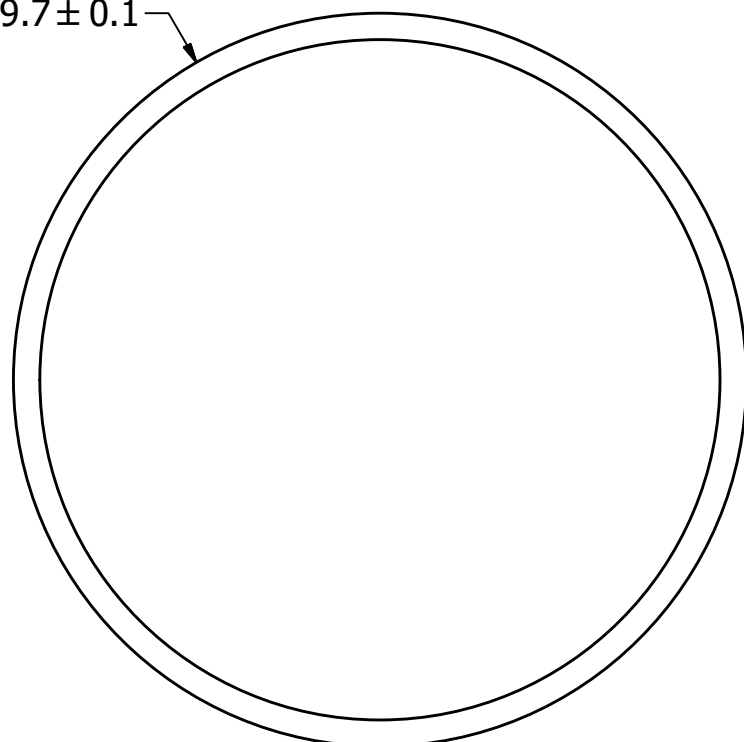
THIS DOCUMENT CONTAINS DATA PROPRIETARY TO PROJECTS UNLIMITED, INC. ANY USE OR REPRODUCTION, IN ANY FORM, WITHOUT PRIOR WRITTEN PERMISSION OF PROJECTS UNLIMITED, INC. IS PROHIBITED.
©2003, Projects Unlimited Inc.

REVISION HISTORY

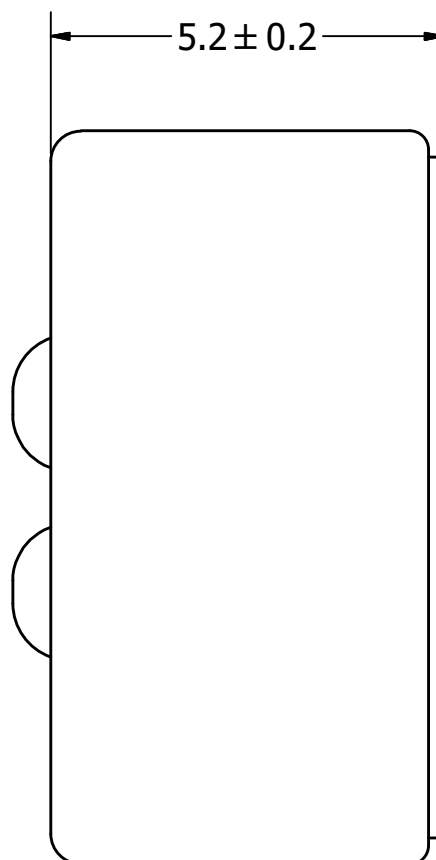
LTR	DESCRIPTION	DATE	APPROVED
-	RELEASED FROM ENGINEERING	1/30/2006	
A	ADDED TERMINAL POLARITY	1/30/2007	R.W.
B	REVISED IMPEDANCE	6/11/10	B.R.
C	REVISED TO INVENTOR 3-D DRAWING TEMPLATE	8/31/2010	B.R.
D	REVISED SIGNAL TO NOISE RATIO	2/14/2020	M.V.



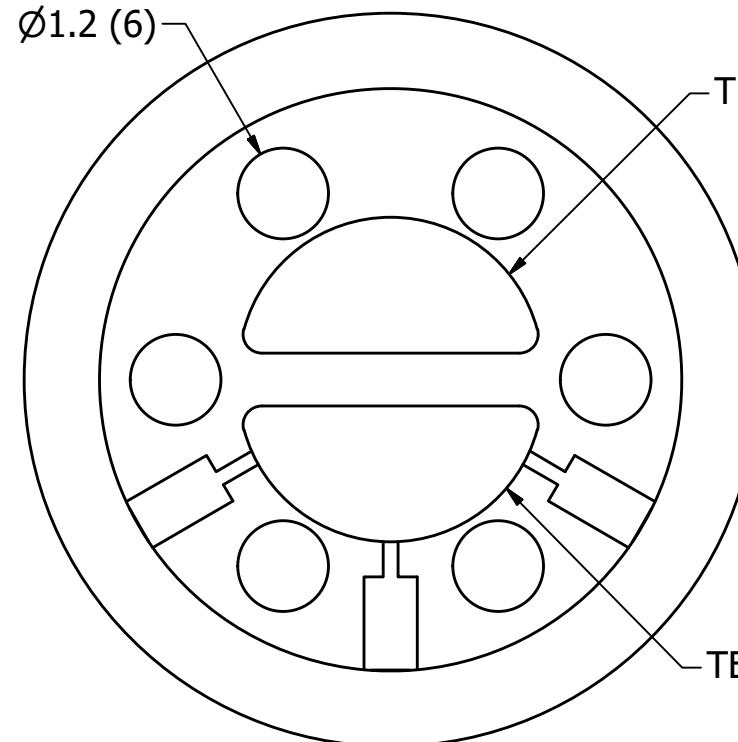
Ø9.7 ± 0.1



5.2 ± 0.2



Ø1.2 (6)




TERM. 1 (+)

TERM. 2 (-)

NOTES:

1. ALL DIMENSIONS ARE IN MILLIMETERS.
2. SPECIFICATIONS SUBJECT TO CHANGE OR WITHDRAWL WITHOUT NOTICE.
3. THIS PART IS RoHS 2002/95/EC COMPLIANT.

UNLESS OTHERWISE SPECIFIED: DIMENSIONS ARE IN MILLIMETERS, TOLERANCES ARE ±0.5 AND ANGLES ARE ±3°.	SIZE A3	Designed by	Date	Checked by	Date	Approved by	Date	Drawn Date
		J.A.F.	1/31/2006	E.P.	1/31/2006	B.R.	1/31/2006	8/31/2010
ANM-5254L-R.idw				ANM-5254L-R		Microphone		Edition - Sheet 1 / 1

Mouser Electronics

Authorized Distributor

Click to View Pricing, Inventory, Delivery & Lifecycle Information:

[PUI Audio:](#)

[ANM-5254L-R](#)