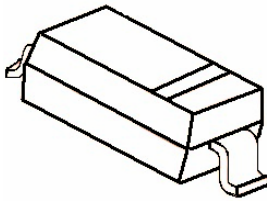


SOD-323


Marking: B5817WS:SJ
B5818WS:SK
B5819WS:SL

Features

- High Current Capability
- Low Forward Voltage Drop

Mechanical Data

- SOD-323 Small Outline Plastic Package
- Polarity: Color band denotes cathode end
- Mounting Position: Any

Maximum Ratings & Thermal Characteristics

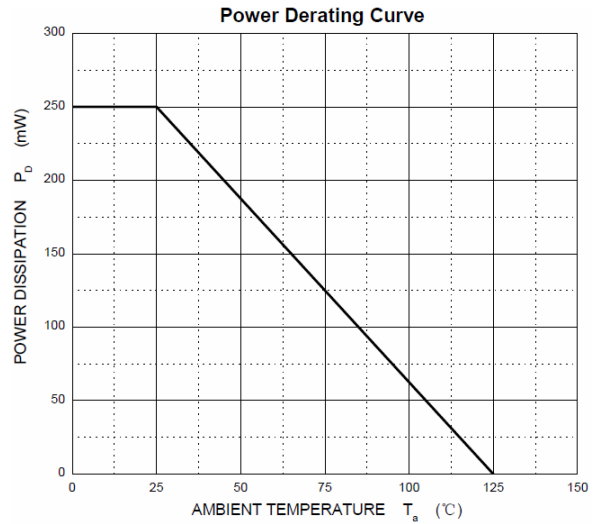
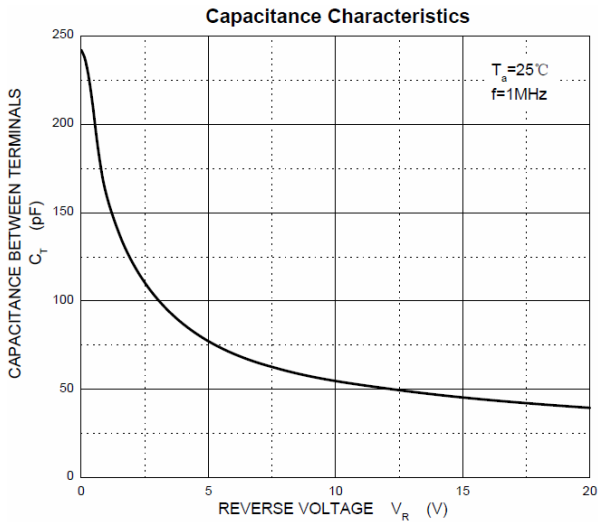
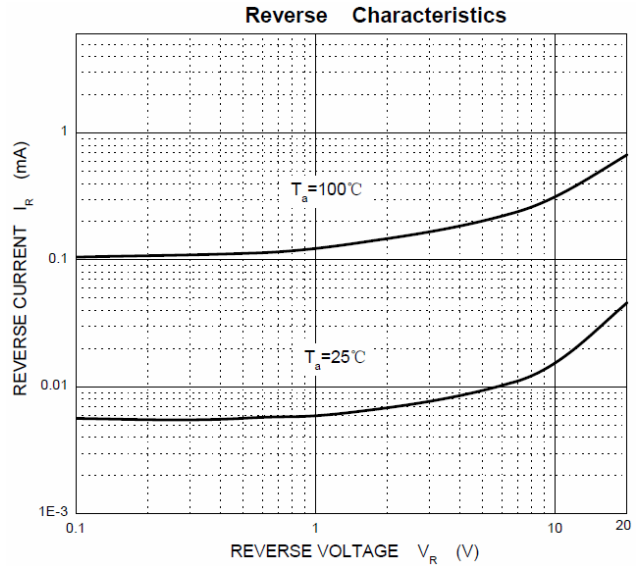
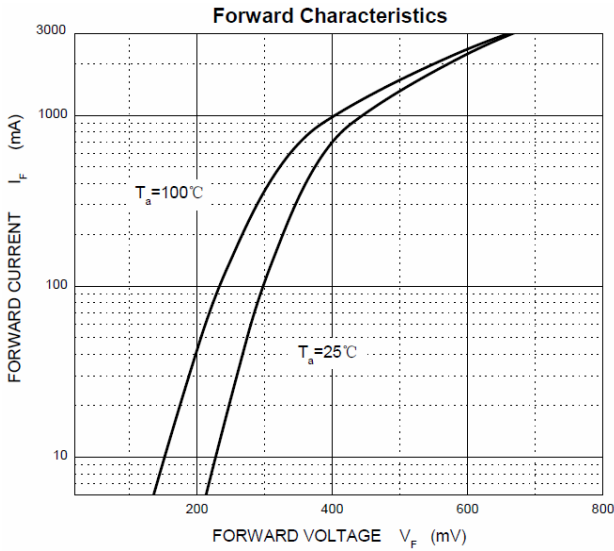
(Ratings at 25°C ambient temperature unless otherwise specified.)

Parameters	Symbol	B5817WS	B5818WS	B5819WS	Unit
Maximum repetitive peak reverse voltage	VRRM	20	30	40	V
Maximum RMS voltage	VRMS	14	21	28	V
Maximum DC blocking voltage	VDC	20	30	40	V
Maximum average forward rectified current	IFM	1.0			A
Peak forward surge current 8.3 ms single half sine-wave	IFSM	9			A
Typical thermal resistance	R θ JA	400			°C/W
Power Dissipation	PD	250			mW
Operating junction temperature	Tj	125			°C
Storage temperature range	TSTG	-50-+150			°C

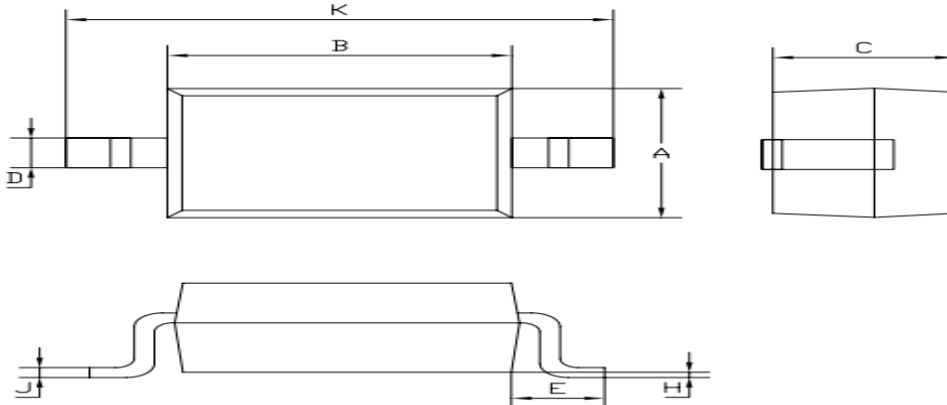
Electrical Characteristics

(Ratings at 25°C ambient temperature unless otherwise specified).

Parameters	Symbol	Test conditions	B5817WS	B5818WS	B5819WS	Unit
Maximum forward voltage	V _F	IF = 1.0A IF = 3.0A	0.450 0.750	0.550 0.875	0.600 0.900	V
Maximum reverse breakdown voltage	V _R	IR=1mA	20	30	40	V
Maximum reverse current	I _R	VR=20V B5817WS VR=30V B5818WS VR=40V B5819WS	1.0			mA
Type junction capacitance	C _j	VR = 4.0V, f = 1MHz	120			pF



SOD-323 PACKAGE OUTLINE Plastic surface mounted package



SOD-323		
Dim	Min	Max
A	1.275	1.325
B	1.675	1.725
C	0.9 Typical	
D	0.25	0.35
E	0.27	0.37
H	0.02	0.1
J	0.1 Typical	
K	2.6	2.7