



NRNT2.E128350

Switches, Industrial Control - Component

Switches, Industrial Control - Component

Guide Information

SICK OPTEX CO LTD

E128350

KYOTO RESEARCH PARK

17 CHUDOJI MINAMI-MACHI

SHIMOGYO-KU

KYOTO 600-8813, JAPAN

Photoelectric switches Models VS/VE, VL or VT, followed by 180, followed by -N, -P, -S or -T, followed by 112, 132, 142, 162, 410, 430, 440 or 460; Models CTD, CTA, GCTA, GCTD, CRA, CRAF, CRD, CRDF, GCRA, GCRAF, GCRD, GCRDF, CDA, CDD, GCDA or GCDD, followed by -11, -40, -100, -300 or -1500, followed by D, L, N, P, CD, CL, CN or CP; Transmitter Models VS180 followed by -U, -D, followed by 132, 430; Models CE, CEA, CE-C, CEA-C, GCE, GCEA, GCE-C, GCEA-C; Model MEK94, followed by -LA, -CLA, -LD, -CLD; Receiver Models VE180, followed by -S, -T, -N, -P, followed by 132 or 430; Models CTA, CTD, GCTA, GCTD, followed by -1500, followed by D, L, N, P, CD, CL, CN, CP; Model MEK94, followed by -TAFD, -TAFL, -CTAFD, -CTAFL, -TDN, -TDP, -CTDN, -CTDP; Model BS/BE, BL or BT, followed by 18, followed by NK, PK, NS or PS; Model MEK94, followed by -DAFD, -DAFL, -CDAFD, -CDAFL, -DAFD15, -DAFL15, -CDAFD15, -CDAFL15, -RAFD, -RAFL, -CRAFD, -CRAFL, -PAFD, -PAFL, -CPAFD, -CPAFL, -LA/TAFD, -LA/TAFL, -CLA/CTAFD, -CLA/CTAFL, -DDN-15, -DDP-15, -CDDN15, -CDDP15, -LD/TDN, -LD/TDP, -CLD/CTDN, -CLD/CTDP, -RDN, -RDP, -CRDN, -CRDP, -PDN, -PDP, -CPDN, -CPDP, -DDN, -DDP, -CDDN or -CDDP.

Photoelectric switches, Models WS/WE, WS, WE, WL or WT, followed by 150, followed by -N or -P, followed by 122, 125, 132, 135, 420, 430, 162, 165 or 460; Model ST followed by 400, followed by N, N-5, P, P-5, CN, CP, D, D-5 or CD; Model SR followed by -150, followed by N, N-5, P, P-5, CN or CP; Model SR, followed by -Q50, followed by NW, NW-5, CNN, PW, PW-5, or CPW; Model SD followed by -20, followed by N, N-5, P, P-5, CN or CP; Model BGS followed by -S08, followed by N, N-S, N-5, P, P-5, CN, NIR or CP; Model GST followed by -400, followed by N, N-5, P, P-5, CN, CP, D, D-5 or CD; Model GSR followed by -150, followed by N, N-5, P, P-5, CN or CP; Model GSD followed by -20, followed by N, N-5, P, P-5, CN or CP; Model GBGS followed by S08, followed by N, N-5, P, P-5, CN or CP.

Photoelectric switches, Models WS/WE, WS, WE, WL or WT, followed by 160, followed by -N, -D or -P, followed by 112, 122, 132, 142, 152, 162, 172, 182, 410, A20, 430, 440, 450, 460, 470 or 480; Models JT, JR or JD, followed by -H, -HC, -S, -SC, -H200, -S200, -H700, -S700, -HL03, -SL03, -H30, -HR30, -SR30, -HW08 or -SW08, may be followed by N, CN, P or CP; Models GJT,

GJR or GJD, followed by -H, -HC, -S, -SC, -H200, -S200, -H700, -S700, -HL03, -SL03, -H30, -HR30, -SR30, -HW08 or -SW08, followed by N, CN, P or CP; Model MEK, followed by 93, followed by -LD, -CLD, -TDEN, -TDEP, -CTDEN, -CTDEP, -TDSN, -TDSP, -CTDSN, -CTDSP, -LD/TDEN, -LD/TDEP, -CLD/CTDEN, -CLD/CTDEP, -LD/TDSN, -LD/TDSP, -CLD/CTDSN, CLD/CTDSP, -PDEN, -PDEP, -CPDEN, -CPDE, -PDSN, -PDSP, -CPDSN, -CPDSP, -CDEN, -CDEP, -CCDEN, -CCDEP, -CDSN, -CDSP, -CCDSN, -CCDSP, -DDEN, -DDEP, -CDDEN, -CDDEP, -DDSN, -DDSP, -CDDSN, -CDDSP, -WDEN, -WEDP, -CWEN, -CWDEP, -WDSN, -WDSP, -CWDSN or -CWDSP.

Photoelectric switches, Model WLL160, followed by -E or -F, followed by 122 or 420; Model JRF, followed by -N, -P, -NC or PC; Model GJRF, followed by -N, -P, -NC, -PC; Model MEK93, followed by FDVN-H, FDVP-H, CFDVN-H, CFDVP-H.

Photoelectric switches Model WLL160T, followed by -E or F, followed by 132 or 430; Model JRF, followed by -TN, -TCN, -TP or -TCP; Model GJRF, followed by -TN, -TCN, -TP or -TCP; Model MEK, followed by -XXX.

Photoelectric switches Model WT260, followed by -N260 or -P260; Model MEK92BS, followed by -DC-N or -DC-P; Model BGS, followed by -V38N or -V38P; Model GBGS, followed by -V38N or -V38P.

Photoelectric switches, Models WS/WE, WS, WE, WL or WT, followed by 170, followed by -N, -D or -P, followed by 112, 115, 122, 125, 132, 135, 410, 420 or 430; Models KT, KR or KD, followed by -700, -L09, -Q50, -40, -250 followed by N, CN, NWT, P, PWT or CP, may be followed by -5; Models GKT, GKD or GUR followed by -700, -40, -250, -L09 or -Q50, may be followed by N, CN, P or CP, may be followed by -5; Model MEK, followed by -VLT/TDN, -VLT/TDP, -VLT, -TDN, -TDP, -VDDN, -VDDP, -PDN, -PDP, -VCDN, -VCDP, -VRDN, -VRDP; Model OPX, followed by K or CK, may be followed by 5; Model GSM, followed by K or CK, may be followed by 5.

Photoelectric switches Model WT260, followed by -S260 or -R260; Models MEK92BS-AD, MEK92TBS-AD, followed by -AD; Model BGS, followed by -V38 or -V38T; Model GBGS, followed by -V38 or -V38T.

Photoelectric switches Models WS/WE, WE, WS, WL or WT, followed by 250 or 190, followed by -D, -N, -P, -S or U, followed by 132, 135, 142, 145, 162, 165, 172, 175, 430, 440, 460 or 470; Models V2T, V2ED, V2ECD, V2E, V2R, BGS, GV2T, GV2E, GV2ECD, GV2R or GBGS, may be followed by a blank, -5, -10, -30, -800, -2000, -V30, -V50 or -V80, may be followed by N, P, CN, CP, DN, DP, CDN, CDP, NIR or N5V, may be followed by a blank or -5; Models MEK followed by 70 or 71 followed by -LD/TDN, -CLD/CTPN, -LD/TDP, -CLD/CTDP, -LAD/TAD, -TDN, -CTDN, -TDP, -CTDP, -LD, -CLD, -TAD, -LAD, -PDN, -CPDN, -PDP, -CPDP, -PAD, -BGD50N, -CBGD50N, -BGD50P, -CBGD50P, -BGAD50, -BGD30N, -CBGD30N, -BGD30P, -CBGD30P, -BGAD30, BGD10N, -CBGD10N, -BGD10P or -CBGD10P.

Photoelectric switches, Model WE, WL, WS, WS/WE or WT followed by 160, followed by -G, -E or -F, followed by 132, 135, 330, 430, 142, 145, 340, 440, 172, 175, 370, 470, 182, 185, 380, 480, 112, 115, 310, 410, 122, 125, 320, 420, 152, 155, 350, 450, 162, 165, 360 or 460.

Model JT followed by -H or -S, followed by 1000, followed by N, N-5, CN, P, P-5 or CP.

Model JT followed by -H or -S, followed by 1000, followed by N, N-5, CN, P, P-5 or CP, followed by R or R-5.

Model JT followed by -H, -H-5, -HC, -S, -S-5, -SC, -HR, -HR-5, -HCR, -SR, -SR-5 or -SCR.

Model JR followed by -H or -S, followed by 300, followed by N, N-5, P, P-5, CN or CP.

Model JD followed by -HR, -SR, -HL, -SL, -HW or -SW, followed by 80, 08 or 03, followed by N, N, N-5, P, P, P-5, P-5, CN, CN, CP or CP.

Photoelectric switches, Through beam set types, Model WS/WE, followed by 260, followed by E230, F230, -S230, -M230, -N230, -P230 or -R230; Model VT, followed by -1000, -2000, -2000D, -2000DP -2000N, -2000P or -2000T; Model MEK 92 followed by -LAD/TAD, -LAD-W/TAD, -LA/TAF, -LD/TDN, -LD/TDP or -LAD/TTAD; Model BS/BE68 or BS/BE68T; Model GVT followed by -1000, -2000, -2000A, -2000D, -2000DP, or -2000T.

Through-beam transmitter types, Model WS260, followed by -G230, -G430, -V230, -D230; Models VE, VE-1000, VEA, VED, VT2000, VT-2000CP; Model MEK92, followed by -LAD, -LAD-W, LA or LD; Models GVE, GVE-1000, GVED.

Through-beam receiver types, Model WE260, followed by E230, -E430, -F230, -F430, -S230, -M230, -N230, -P230 or -R230; Models VT, GVT, followed by -1000, -2000, -2000A, -2000D, -2000DP, -2000P, -2000CP, -2000N, or -2000T; Model MEK92, followed by -TAD, -TAD-W, -TAF, -TDN, -TDP or -TTAD; Models BE68 or BE68T.

Retro reflective types, Model WL260, followed by -E230, -F230, -F430, -S230, -M230, -N230, -P230 or -R230; Models VR, GVR, followed by -500, -500A, -500D, -500DP or -500T; Models GVD-500D, -500DP; Model MEK92, followed by -PAD, -PAF, -PDN, -PDP or -TPAD; Models BL68, BL68T.

Diffuse reflection types, Model WT260, followed by -E230, -F230, -F430, -E250, -F250, -F450, -S230, -M230, -N230, -P230, -R230, -S250 or -R250; Models VD, GVD, followed by -80, -80A, -80D, -80N, -80P, -80CP, -80DP, -200N, -200P, -200CP, -80T, -200 or -200T, GVR-80D; Model MEK92, followed by -DAD, -DAF, -DDN, -DDP or -TDAD; Models BT68, BT68T.

Fiber amplifier types, Models WLL260, followed by -E240, -F240, -F440, -S240, -M240, -N240, -P240 or -R240; Model MEK92, followed by -FAD, -FAF, -FDN or -TFAD.

Through-Beam Receiver Types (with or without timer function) Including: WE260-R230., -S230, VT and GVT, followed by -2000., -1000. and -2000T., MEK92-TAD., -TAD-W, TTAD.

Through-Beam Transmitter Types (with or without timer function) Including: WS260-U230., VE., VE-1000., GVE., GVE-1000., MEK92-LAD. and -LAD-W.

Through-Beam Set Type (with or without timer function) Models Including: WS/WE260-S230., -R230., VT-2000., -2000T., -1000., GVT-2000, -2000T. and -1000., MEK92-LAD/TAD., -LAD/TTAD. and -LAD-W/TAD.

Retro Reflective Types (with or without timer function) Including: WL260-R230., -S230., VR., GVR., followed by -500. and -500T., MEK92-PAD. and TPAD..

Diffuser Reflective Types (with or without timer function) Including: WT260-R230. and -S230., VD. and GVD., followed by -80. and -80T., MEK92-DAD. and -TDAD.

Fiber Amplifier Types (with or without timer function) Including: WLL260-R240. and -S240., MEK92-FAD. and -TFAD.

Photoelectric switches, Models WS/WE, WE, WS, WL or WT, followed by 250, followed -S or U, followed by XXX; Models V2T, V2EX, V2R, BGS, GV2T, GV2EX, GV2R or GBGS, may be

followed by a blank, -5X, -800X, -2000X, -V30, -V30X, -V50, -V80, may be followed by a blank or -5X.

Photoelectric switches, Amplifier unit, Models RSA and GRSA, may be followed by -N, -N-5, -CN, -P, -P-5 or -CP; Model SI130, may be followed by -N12, -N15, -N40, -P12, -P15 or -P40; Sensor Heads, Models RT, SS/SE130, SS130, SE130, ST130, GRT, RD, GRD, RS, GRS, RM, GRM, may be followed by -1500, -S33, -1500D, -F300, -F33, F43, S23, -F300D, -150, -20R, -16G, -S29, -16R, S13, -16G or -S19.

Photoelectric switches, Models WLL170T, followed by -E, -F, -N, or -P, followed by 132, 135, 430, 122, 125, or 420; Models VRF, GVRF, followed by -TN, -TN5, -TCN, -ZTN, -ZTN5, -ZTCN, -TP, -TP5, -TCP, -ZTP, -ZTP5, or ZTCP; Model TRF, GTRF, followed by -N, -N5, -CN, -ZN, -ZN5, -ZCN, -P, -P5, -CP, -ZP, -ZP5, and ZCP, f; Model WLL170T followed by -E, -F, -N, or -P, followed by 192, 490, 195, 182, 480 or 185; Model VGF followed by -TN, -TN5, -TCN, -ZTN, -ZTN5, -ZTCN, -TP, -TP5, -TCP, -ZTP, -ZTP5 or -ZTCP; Model TGF followed by -N, -N5, -CN, -ZN, -ZN5, -ZCN, -P, -P5, -CP, -ZP, -ZP5 or -ZCP; Models WLL170, may be followed by A, followed by -N, -P, or -V, followed by 132, 135, 430, 162, 165, or 460; Model VRF, followed by -N, -P, -N5, -P5, -CN, -CP, -HN, -HP, -HN5, -HP5, -HCN, -HCP, -A, -A5 or -CA.

Photoelectric switches : Optex Models CD2-25 or CD1-50 followed by N, N-5, CN, P, P-5 or CP, Sick Models OD25-05 or OD50-10 followed by N132, N135, N142, N145, N830, N840, P132, P135, P142, P145, P830 or P840.

Through-Beam Receiver Types (with or without timer function), including: WE260-R270 and -S270. VT, followed by -4000, -4000T.

Through-Beam Transmitter Types (with or without timer function), including: WS260- U270 . VT-4000E.

Through-Beam Set Type (with or without timer function), Models including: WS/WE260-S270 and -R270. VT-4000 and -4000T.

Retro Reflective Types (with or without timer function), including: WL260-R270 and -S270. VR, followed by -1000, -1000T.

Diffuser Reflective Types (with or without timer function), including: WT260-R270, -S270, -R280 and -S280. VD, followed by -130, -130T, -300 and 300T.

Photoelectric switches for use in industrial control equipment. Model WS/WE, WS, WE, WL, WTE or WTB followed by 140, followed by -N, -P or -2D, -2N, -2P, -2F, -2E, followed by 132, 135, 330, 430, 162, 165, 360, or 460. Model S2T followed by -1200, followed by N, N-5, P, P-5, CN, CP, N ; N-5 ; CN ; P ; P-5 ; CP ; N/D · or P/D ·. Model S2 followed by -D, -D-5, -CD. Model S2R followed by -350, followed by N, N-5, CN, P, P-5, CP, N ; N-5 ; CN ; P ; P-5 ; CP ; N/D · or P/D ·. Model S2D followed by -80 or -60, followed by N, N-5, CN, P, P-5, CP, N ; N-5 ; CN ; P ; P-5 ; or CP ·. Model S2T followed by CD ·, or D ·. Model BGS followed by -2S, followed by 15 or 30, followed by N, N-5, CN, NT, NT-5, CNT, P, P-5, CP, PT, PT-5 or CPT.

Photoelectric switches, Model WLL170T, followed by -E, -F, -N, or -P, followed by 132, 135, 430, 122, 125, or 420; Models VRF, GVRF, followed by -TN, -TN5, -TCN, -ZTN, -ZTN5, -ZTCN, -TP, -TP5, -TCP, -ZTP, -ZTP5, or ZTCP; Models TRF, GTRF, followed by -N, -N5, -CN, -ZN, -ZN5, -ZCN, -P, -P5, -CP, -ZP, -ZP5 and ZCP; Model WLL170T, followed by -E, -F, -N, or -P, followed by 192, 490, 195, 182, 480 or 185; Model VGF followed by -TN, -TN5, -TCN, -ZTN, -ZTN5, -ZTCN, -TP, -TP5, -TCP, -ZTP, -ZTP5 or -ZTCP; Model TGF, followed by -N, -N5, -CN, -ZN, -ZN5, -ZCN, -P, -P5, -CP, -ZP, -ZP5 or -ZCP.







Photoelectric switches , Model WLL170, may be followed by A, followed by -N, -P, or -V, followed by 132, 135, 430, 162, 165 or 460; Model VRF, followed by -N, -P, -N5, -P5, -CN, -CP, -HN, -HP, -HN5, -HP5, -HCN, -HCP, -A, -A5 or -CA.

Photoelectric switches Models WS/WE, WS, WE, WL or WT followed by 260, followed by -G, -E, or F, followed by 270, 280, 470 or 480; Models WS/WE, WS, WE, WL or WT. Model VT followed by -3000, followed by N, P, CN or CP; Model VR followed by -800, followed by N, P, CN or CP; Model VD, followed by -100 or -250, followed by N, P, CN or CP; Model V followed by -3000 or -3000C.

Models WL, WTB, WTM, WTF or WTE, followed by 160T, followed by -N, -P, -E or -F, followed by 212, 512, 311, 412, 292, 592, 391, 492, 232, 532, 331, 432, 262, 562, 361 or 432; Models J3R, followed by -H or -S, followed by 100, followed by N, N-5, CN, P, P-5 or CP; Models BGS, followed by -3JH, -3JS, -H or -S, followed by 05 or 15, followed by N, N-5, CN, P, P-5, or CP; Model J3M, followed by -GH or -GS, followed by 01, followed by N, N-5, CN, P or P-5 or CP; Model J2D, followed by -H or -S, followed by 10, 70 or 100, followed by N, N-5, CN, P, P-5 or CP; Model JR, followed by -HQ or -SQ, followed by 50, followed by N, N-5, CN, P, P-5 or CP.

Model WT260T, followed by -N, -P, -S or -R, followed by 290 or 490; Model BGS, followed by -V2000, -V2000N, -V2000CN, -V2000P, -V2000CP, or -V2000T.

Models CDI-30, CDI-50, CDI-100, CDI-130, CDI-250, followed by CN or CP; Models OD30-03, OD50-10, OD100-40, OD130-50, OD250-150 followed by N840 or P840.

Marking: Company name or trademarks  or  ,  ,  ,  or  and model designation.

This page and all contents are Copyright © 2002 by Underwriters Laboratories Inc.®

The appearance of a company's name or product in this database does not in itself assure that products so identified have been manufactured under UL's Follow-Up Service. Only those products bearing the UL Mark should be considered to be Listed and covered under UL's Follow-Up Service. Always look for the Mark on the product.



NRNT2.GuideInfo Switches, Industrial Control - Component

[Industrial Control Equipment] Switches, Industrial Control - Component

The devices covered under this category are incomplete in certain constructional features or restricted in performance capabilities and are intended for use as components of complete equipment submitted for investigation rather than for direct separate installation in the field. THE FINAL ACCEPTANCE OF THE COMPONENT IS DEPENDENT UPON ITS INSTALLATION AND USE IN COMPLETE EQUIPMENT SUBMITTED TO UNDERWRITERS LABORATORIES INC.

Switches rated in horsepower or intended for use in control circuits will be found under their appropriate classification such as Motor Controllers or Auxiliary Devices.

This page and all contents are Copyright © 2002 by Underwriters Laboratories Inc.®

The appearance of a company's name or product in this database does not in itself assure that products so identified have been manufactured under UL's Follow-Up Service. Only those products bearing the UL Mark should be considered to be Listed and covered under UL's Follow-Up Service. Always look for the Mark on the product.



Notice of Disclaimer

By accessing these Listings, Designs, Constructions, Systems and Assemblies, the user acknowledges and accepts the terms and conditions upon which this service is made available.

THIS INFORMATION AND ALL RELATED MATERIALS, SUPPORT AND SERVICES ARE MADE AVAILABLE BY UL FOR USE ONLY BY USERS FOR THEIR INTERNAL PURPOSES AND IS "AS IS," WITHOUT ANY REPRESENTATION OR WARRANTY OF ANY KIND, EXPRESS OR IMPLIED, INCLUDING BUT NOT LIMITED TO ANY IMPLIED WARRANTIES OF MERCHANTABILITY OR FITNESS FOR A PARTICULAR PURPOSE.

UL cannot and does not warrant that this information is current, accurate, or complete. This database contains the names of companies who have qualified to use the UL Mark and those products for which samples have been evaluated by UL and judged to be eligible for Listing. The manufacturer is not obligated to label all of his production. Accordingly, the appearance of a company's name or product in this database does not in itself assure those products are covered under UL's Listing and Follow-Up Service. Only those products bearing the appropriate UL Mark should be considered covered under UL's Listing and Follow-Up Service. Any reproduction or re-transmission of this information is prohibited unless reproduced or re-transmitted in its entirety, including this Notice of Disclaimer.

UL does not permit hyperlinking to this website without its express prior written consent and the execution of a hyperlinking agreement.

Copyright © 2002 Underwriters Laboratories Inc.® All rights reserved.

