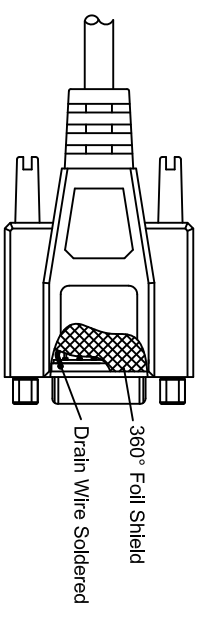
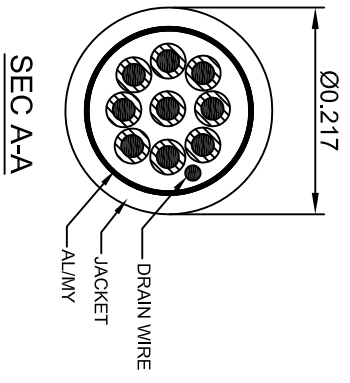
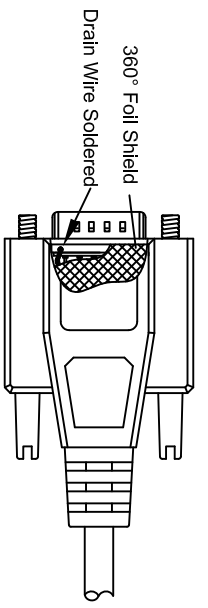
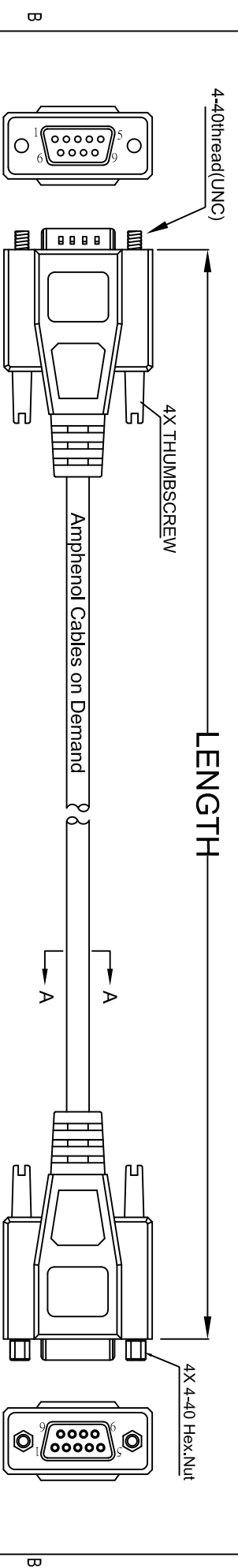


THE INFORMATION CONTAINED IN THIS DRAWING IS THE SOLE PROPERTY OF AMPHENOL CABLES ON DEMAND. ANY REPRODUCTION OR DISCLOSURE TO THIRD PARTIES IN PART OR WHOLE WITHOUT THE EXPRESS WRITTEN PERMISSION OF AMPHENOL CABLES ON DEMAND IS PROHIBITED.

REV.	DESCRIPTION	DATE	APPROVED
A	NEW RELEASE	27/Dec/2006	
A1	Add Hex Nut	9/Dec/2007	
A2	Add wiring color	12/JAN/2012	



**PIN OUT:**

Male	Female	Color
PIN1	PIN1	Black
PIN2	PIN2	Brown
PIN3	PIN3	Red
PIN4	PIN4	Orange
PIN5	PIN5	Yellow
PIN6	PIN6	Green
PIN7	PIN7	Blue
PIN8	PIN8	Purple
PIN9	PIN9	Gray
SHIELD	SHIELD	Drain Wire

**LENGTH & P/N Table**

LENGTH	P/N	Cable Color
5FT ±2 inch	CS-DSNULW19MF-005	GREY
10FT ±3 inch	CS-DSNULW19MF-010	GREY
25FT ±4 inch	CS-DSNULW19MF-025	GREY



UNLESS OTHERWISE SPECIFIED DIMENSIONS ARE IN INCHES TOLERANCES ARE:		E&R NO.		ASMI CBL Null Modem 9PIN D-Sub MF	
ANGLES	±X°	APPROVALS	DATE	20 VALLEY ST. ENDCOTT, NY 13760	
DEMIAS	±.X	DRAWN	12/JAN/12	ASMI CBL Null Modem 9PIN D-Sub MF	
X	±.XX	CHECKED	12/JAN/12	SIZE	DWG. NO.
.XXX	±.XXX	RESP ENG		A	CS-DSNULW19MF-XXX
THIRD ANGLE PROJECTION		IMG ENG		SCALE	SHEET
					OF

NOTES: UNLESS OTHERWISE SPECIFIED

4

3

2

1

A

# Mouser Electronics

Authorized Distributor

Click to View Pricing, Inventory, Delivery & Lifecycle Information:

[Amphenol:](#)

[CS-DSNULW19MF-025](#) [CS-DSNULW19MF-005](#) [CS-DSNULW19MF-010](#)