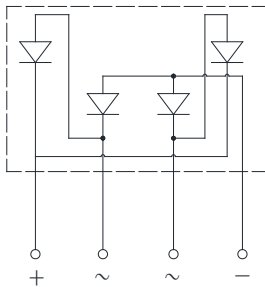



Bridge Rectifiers



Features

- UL recognition, file #E230084
- Thin single in-line package
- High surge current capability
- Solder dip 275 °C max. 7 s, per JESD 22-B106

Typical Applications

General purpose use in AC/DC bridge full wave rectification for switching power supply, home appliances, office equipment, industrial automation applications.

Mechanical Data

- **Package:** 2KBJ
Molding compound meets UL 94 V-0 flammability rating, RoHS-compliant
- **Terminals:** Tin plated leads, solderable per J-STD-002 and JESD22-B102
- **Polarity:** As marked on body

■ Maximum Ratings ($T_a=25^\circ\text{C}$ Unless otherwise specified)

PARAMETER	SYMBOL	UNIT	GBL2005	GBL201	GBL202	GBL204	GBL206	GBL208	GBL210
Device marking code			GBL2005	GBL201	GBL202	GBL204	GBL206	GBL208	GBL210
Repetitive peak reverse voltage	VRRM	V	50	100	200	400	600	800	1000
Average Rectified Output Current @60Hz sine wave, R-load, $T_a=25^\circ\text{C}$	IO	A	2.0						
Surge(non-repetitive)forward current @60HZ half-sine wave, 1 cycle, $T_j=25^\circ\text{C}$	IFSM	A	90						
Current squared time @ $1\text{ms}\leq t < 8.3\text{ms}$ $T_j=25^\circ\text{C}$, rating of per diode	I^2t	A ² S	33						
Storage temperature	T _{stg}	°C	-55 ~+150						
Junction temperature	T _j	°C	-55 ~+150						

■ Electrical Characteristics ($T_a=25^\circ\text{C}$ Unless otherwise specified)

PARAMETER	SYMBOL	UNIT	TEST CONDITIONS	GBL2005	GBL201	GBL202	GBL204	GBL206	GBL208	GBL210
Maximum instantaneous forward voltage drop per diode	V _F	V	IFM=1A	1.00						
Maximum DC reverse current at rated DC blocking voltage per diode	I _{RRM}	μA	V _{RM} =V _{RRM}	5						



GBL2005 THRU GBL210

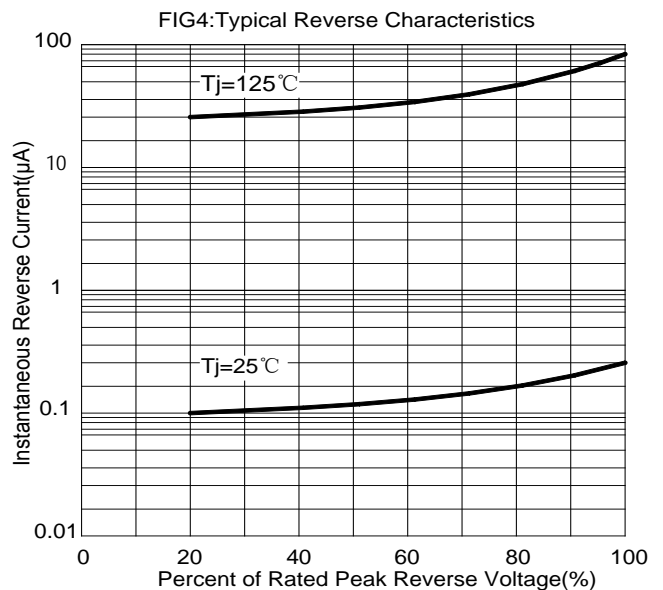
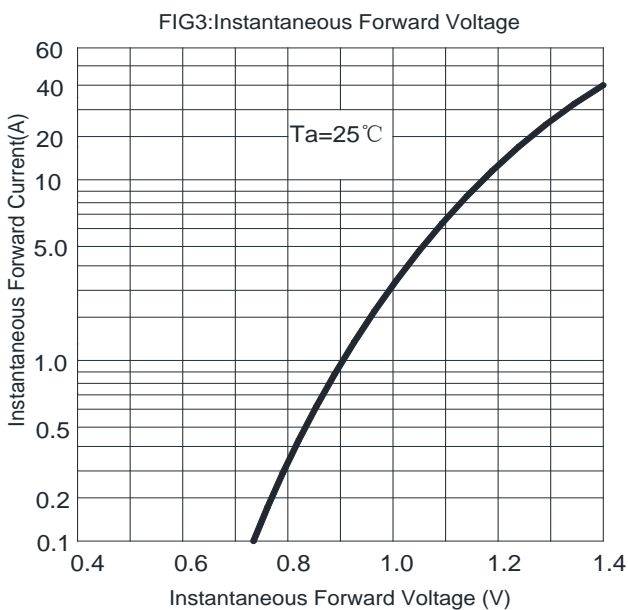
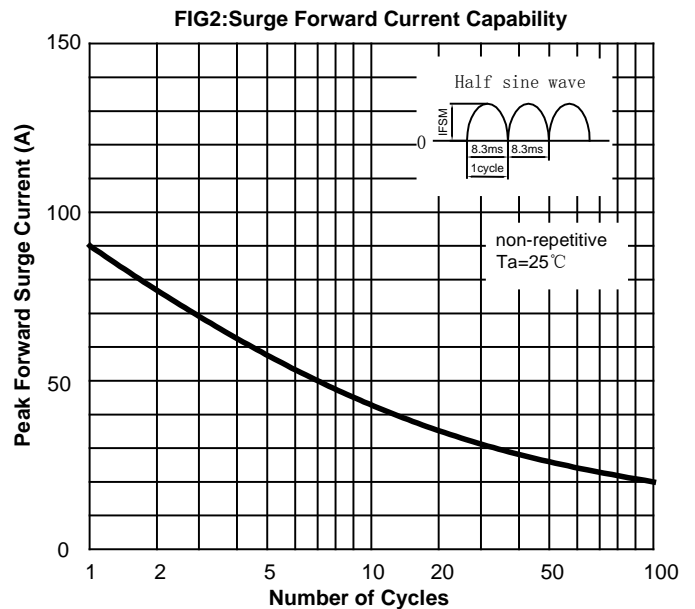
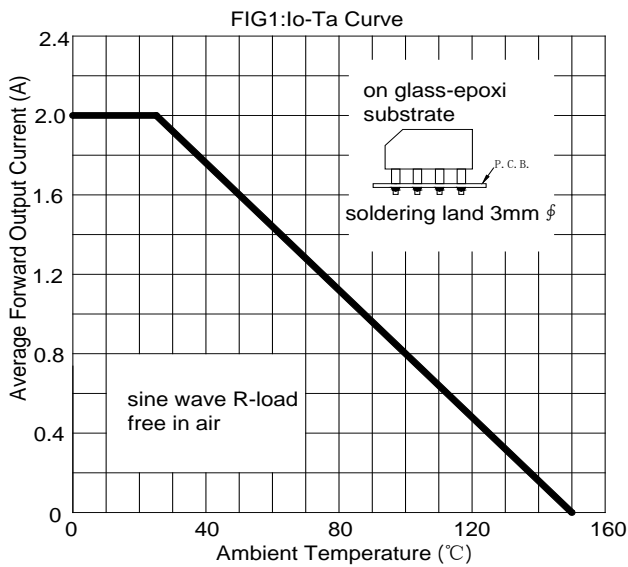
■ Thermal Characteristics ($T_a=25^\circ\text{C}$ Unless otherwise specified)

PARAMETER		SYMBOL	UNIT	GBL2005	GBL201	GBL202	GBL204	GBL206	GBL208	GBL210
Thermal Resistance	Between junction and ambient	$R_{\theta J-A}$	$^\circ\text{C/W}$	47						
	Between junction and case	$R_{\theta J-C}$		10						

■ Ordering Information (Example)

PREFERRED P/N	PACKAGE CODE	UNIT WEIGHT(g)	MINIMUM PACKAGE(pcs)	INNER BOX QUANTITY(pcs)	OUTER CARTON QUANTITY(pcs)	DELIVERY MODE
GBL2005-GBL210	B1	Approximate 2.19	22	1320	5280	Tube
GBL2005-GBL210	A1	Approximate 2.19	250	250	6000	Paper Box

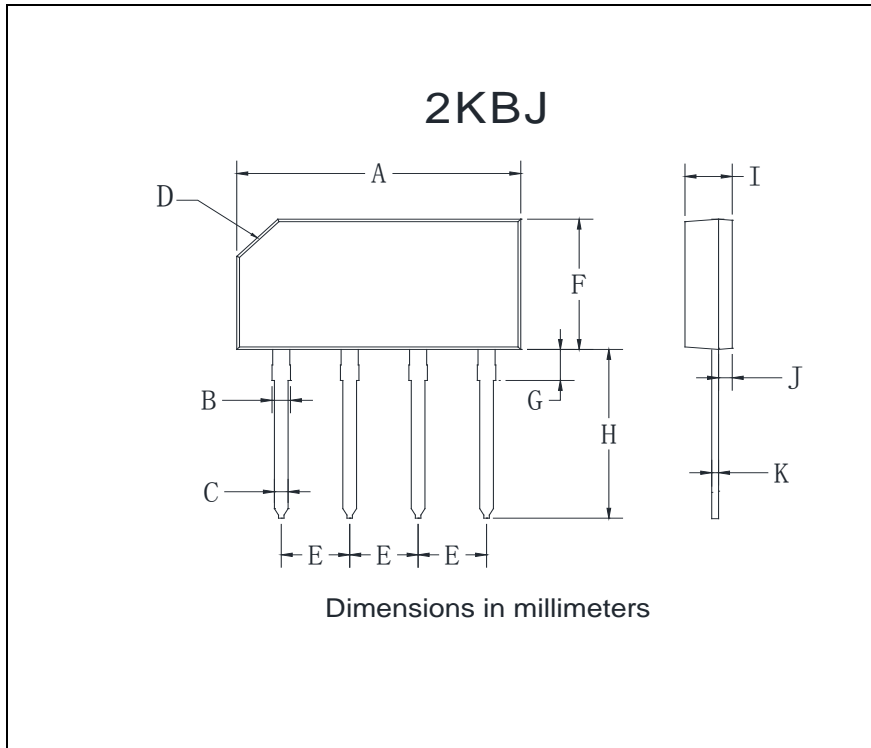
■ Characteristics (Typical)





GBL2005 THRU GBL210

■ Outline Dimensions



2KBJ		
Dim	Min	Max
A	19.2	21.2
B	1.2	1.8
C	1.0	1.2
D	Typ: 3.0	
E	4.9	5.1
F	10.5	11.5
G	2.0	3.0
H	13.0	15.0
I	3.0	4.0
J	0.9	1.1
K	0.4	0.6



GBL2005 THRU GBL210

Disclaimer

The information presented in this document is for reference only. Yangzhou Yangjie Electronic Technology Co., Ltd. reserves the right to make changes without notice for the specification of the products displayed herein to improve reliability, function or design or otherwise.

The product listed herein is designed to be used with ordinary electronic equipment or devices, and not designed to be used with equipment or devices which require high level of reliability and the malfunction of which would directly endanger human life (such as medical instruments, transportation equipment, aerospace machinery, nuclear-reactor controllers, fuel controllers and other safety devices), Yangjie or anyone on its behalf, assumes no responsibility or liability for any damages resulting from such improper use of sale.

This publication supersedes & replaces all information previously supplied. For additional information, please visit our website [http:// www.21yangjie.com](http://www.21yangjie.com) , or consult your nearest Yangjie's sales office for further assistance.