

---

# Product datasheet

## DULUX L 18 W/830 2G11

OSRAM DULUX L LUMILUX | CFLni, with 4-pin 2G11 base for ECG/CCG operation



## Product datasheet

### Technical data


#### Electrical data

Nominal wattage	18.00 W
Rated wattage	18.00 W

#### Photometrical data

Nominal luminous flux	1200 lm
Light color (designation)	LUMILUX Warm White
Luminous flux at	1200 lm
Rated luminous flux	1200 lm
Rated color temperature	3000 K
Rated LLMF at 4,000 h	0.90
Rated LLMF at 6,000 h	0.88
Rated LLMF at 8,000 h	0.85
Rated LLMF at 12,000 h	0.84
Rated LLMF at 16,000 h	0.81
Rated LLMF at 20,000 h	0.80
Luminance	2.1 cd/cm <sup>2</sup>
Color rendering index Ra	≥80
Color temperature	3000 K
Luminous flux	1200 lm
Color rendering index Ra	80...89

#### Dimensions & weight



Diameter	17.5 mm
Overall length	214.5 mm
Tube diameter	17.5 mm
Length	217.0 mm

## Product datasheet

Length acc. to IEC standard	225 mm
Length with base excl. base pins/connection	217.00 mm
Outer bulb	T16
Product weight	55.00 g
Maximum diameter	17.0 mm

### Temperatures & operating conditions

Rated ambient temp.w.max.luminous flux	25.0 °C
--	---------

### Lifespan

Rated lamp life time	20000 h
Service life	13000 h <sup>1)</sup>
Rated lamp survival factor at 2,000 h	0.99
Rated lamp survival factor at 4,000 h	0.99
Rated lamp survival factor at 6,000 h	0.99
Rated lamp survival factor at 8,000 h	0.99
Rated lamp survival factor at 12,000 h	0.95
Rated lamp survival factor at 16,000 h	0.81
Rated lamp survival factor at 20,000 h	0.50
Operation mode LLMF/LSF	HF
Lifespan	20000 h <sup>1)</sup>
Nominal lamp life time	20000 h

<sup>1)</sup> With preheat ECG

### Additional product data

Base (standard designation)	2G11
Mercury content	2.3 mg
Appropriate disposal acc. to WEEE	Yes
Product remark	For ECG and CCG operation

### Capabilities

Dimmable	Yes
Suitable for indoor	Yes

### Certificates & standards

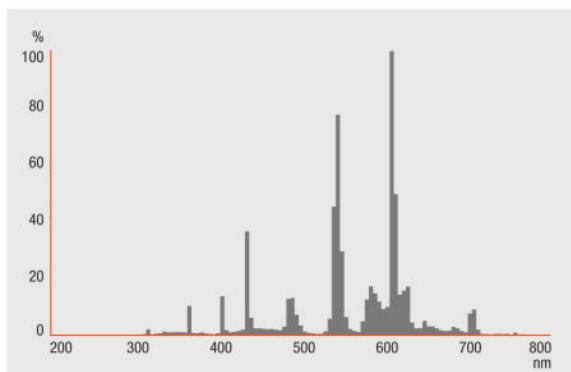
Energy efficiency class	A
Energy consumption	20 kWh/1000h

### Country specific categorizations

## Product datasheet

ILCOS	FSD-18/830-E-2G11-43,9/217
Order reference	DULUX L 18W/830

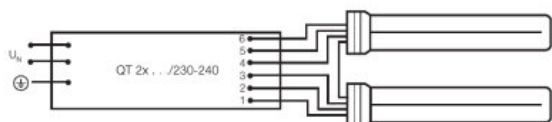
### Light Distribution



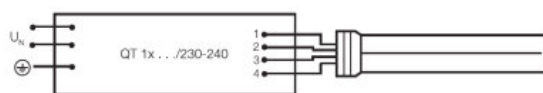
FL\_830

### Equipment / Accessories

- Suitable for standard control gears and starters
- Suitable for operation on electronic and conventional control gear



SERIES CONNECTION WITH QUICKTRONIC



SINGLE LAMP WITH QUICKTRONIC

## Product datasheet

---

SERIES CONNECTION TO 230V ONLY WITH STARTER  
ST151

SINGLE LAMP STARTER ST 111 OR ST 171

---

### Logistical Data

Product code	Product description	Packaging unit (Pieces/Unit)	Dimensions (length x width x height)	Volume	Gross weight
4050300010731	DULUX L 18 W/830 2G11	Shipping carton box 10 Pieces Folding carton box	260 mm x 103 mm x 136 mm	3.64 dm <sup>3</sup>	791.75 g

The mentioned product code describes the smallest quantity unit which can be ordered. One shipping unit can contain one or more single products. When placing an order, for the quantity please enter single or multiples of a shipping unit.

---

### References / Links

For more information on QUICKTRONIC electronic control gear go to

▶ [www.osram.com/QUICKTRONIC](http://www.osram.com/QUICKTRONIC)

For more information on the system guarantee and the terms and conditions of the guarantee visit

▶ [www.osram.com/system-guarantee](http://www.osram.com/system-guarantee)

---

### Disclaimer

Subject to change without notice. Errors and omission excepted. Always make sure to use the most recent release.

OSRAM is distribution partner  
of LEDVANCE of LAMPS

**OSRAM**

OSRAM GmbH  
Marcel-Breuer-Strasse 6  
80807 Munich, Germany

## DULUX L 18 W/830 2G11

OSRAM DULUX L LUMILUX | CFLni, with 4-pin 2G11 base for ECG/CCG operation

Product name	Product name ECG	EAN	Nominal current	Nominal wattage + Power loss	Power factor $\lambda$ [PIM]	Luminous flux at 35 °C
DULUX L 18 W/830 2G11	QT-ECO 1x18-24/220-240 S	4050300638560	0.13 A	18.00 W	0.92 c	1200 lm
	QTi DALI 2x18 DIM	4050300870526	0.16 A	37.00 W	0.97	1200 lm
	QTi DALI 3x18 DIM	4008321069979	0.24 A	53.60 W	0.98	1200 lm
	QTi DALI 4x18 DIM	4008321070050	0.31 A	69.30 W	0.98	1200 lm
	QTP-M 1x26-42	4008321329134	0.09 A	18.00 W	0.88 c	1150 lm
	QTP-M 2x26-32	4008321329158	0.16 A	36.00 W	0.95	1150 lm
	QTP-OPTIMAL 1x18-40	4008321873743	0.09 A	19.00 W	0.90 c	1150 lm
	QTP-OPTIMAL 2x18-40	4008321873767	0.16 A	36.00 W	0.95	1150 lm

Product name	Product name ECG	EAN	Number of lighting outlets	EEI – Energy Label
DULUX L 18 W/830 2G11	QT-ECO 1x18-24/220-240 S	4050300638560	1	A2
	QTi DALI 2x18 DIM	4050300870526	2	
	QTi DALI 3x18 DIM	4008321069979	3	
	QTi DALI 4x18 DIM	4008321070050	4	
	QTP-M 1x26-42	4008321329134	1	
	QTP-M 2x26-32	4008321329158	2	
	QTP-OPTIMAL 1x18-40	4008321873743	1	

## Product datasheet

Product name	Product name ECG	EAN	Number of lighting outlets	EEI – Energy Label
	QTP-OPTIMAL 2x18-40	4008321873767	2	