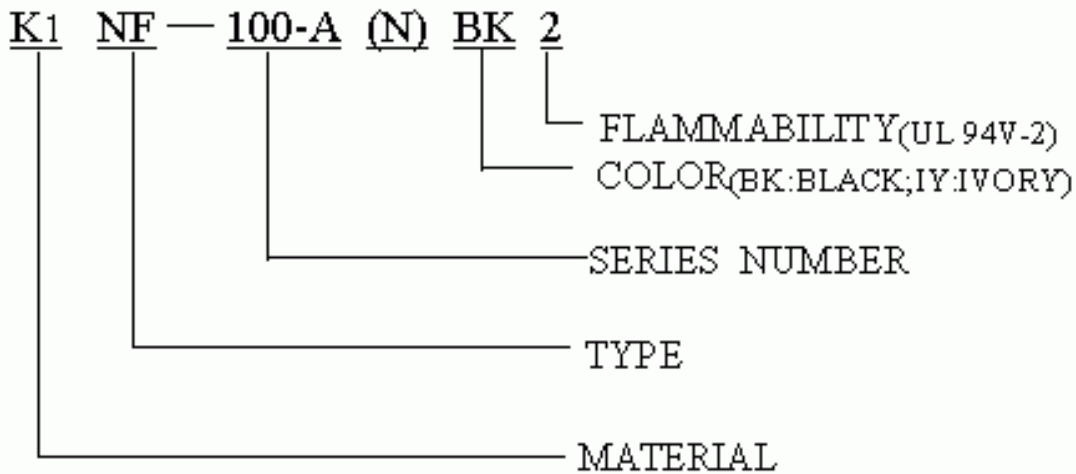


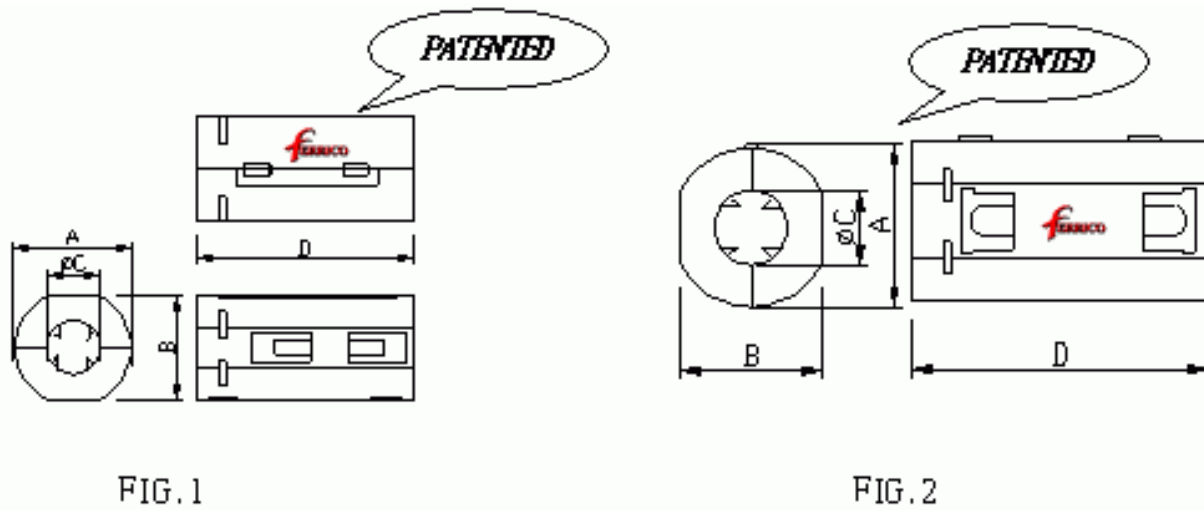
▼NF SERIES(EMI SUPPRESSION CORES WITH PLASTIC CASE)

1.ORDERING CODE



2.SHAPES

...



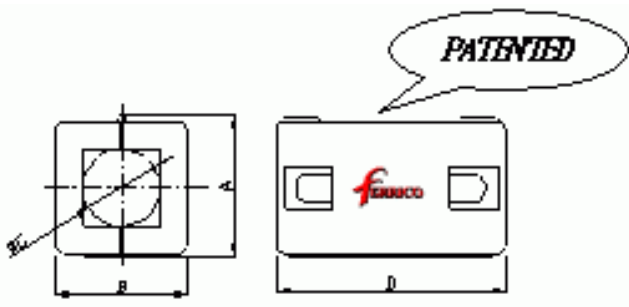


FIG. 3

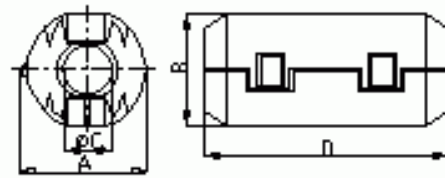


FIG. 4

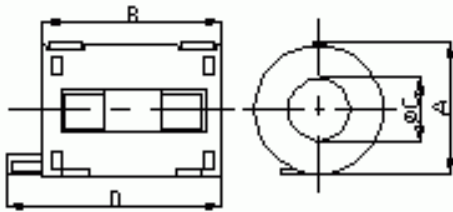


FIG. 5

### 3.DIMENSIONS

.....Unit:mm

NO.	FERRICO PART NO.	Fig.	A	B	C	D	CABLE DIAMETER	IMPEDANCE (Ω) TYP.	
								25MHz	100MHz
1	<u>K1 NF-30-A(N)</u> <u>BK2</u>	1	12.0±1.0	11.5±1.0	4.0±1.0	25.0±1.0	MAX.Φ4	65	146
2	<u>K1 NF-55(N)</u> <u>BK2</u>	2	14.5±1.0	13.5±1.0	5.5±1.0	29.5±1.0	MAX.Φ5.5	57	150
3	<u>K1 NF-60(N)</u> <u>BK2</u>	4	19.5±1.0	18.0±1.0	6.0±1.0	35.0±1.0	MAX.Φ6	100	240
4	<u>K1 NF-65-A(N)</u> <u>BK2</u>	3	20.5±1.0	20.0±1.0	6.5±1.0	32.5±1.0	MAX.Φ6.5	130	295
5	<u>K1 NF-70-A(N)</u> <u>BK2</u>	1	16.0±1.0	14.0±1.0	7.2±1.0	24.0±1.0	MAX.Φ7	45	105
6	<u>K1 NF-75(N)</u> <u>BK2</u>	2	19.8±1.0	18.0±1.0	9.0±1.0	37.0±1.0	MAX.Φ9	89	185
7	<u>K1 NF-90(N)</u> <u>BK2</u>	5	20.0±1.0	31.0±1.0	9.0±1.0	35.5±1.0	MAX.Φ9	95	185

8	<u>K1 NF-100-A(N)</u> <u>BK2</u>	3	25.5±1.0	23.5±1.0	10.0±1.0	32.5±1.0	MAX.Φ10	105	210
9	<u>K1 NF-110(N)</u> <u>BK2</u>	5	20.5±1.0	32.0±1.0	11.0±1.0	36.0±1.0	MAX.Φ11	60	130
10	<u>K1 NF-125(N)</u> <u>BK2</u>	2	30.0±1.0	29.0±1.0	13.0±1.0	39.0±1.0	MAX.Φ13	100	225
11	<u>K1 NF-130-A(N)</u> <u>BK2</u>	3	31.5±1.0	30.5±1.0	13.0±1.0	32.5±1.0	MAX.Φ13	110	230
12	<u>K1 NF-135(N)</u> <u>BK2</u>	5	30.0±1.0	33.5±1.0	13.0±1.0	39.0±1.0	MAX.Φ13	125	225

REMARK : 1. COMBINATION CASE & 2 FERRITE PARTS

•••••2. OTHER SIZE ARE AVAILABLE UPON REQUEST