

Fuse modular terminal block - ST 4-FSI/C - 3036372

Please be informed that the data shown in this PDF Document is generated from our Online Catalog. Please find the complete data in the user's documentation. Our General Terms of Use for Downloads are valid (<http://phoenixcontact.com/download>)




Fuse modular terminal block, Connection method: Spring-cage connection, Cross section: 0.08 mm²- 6 mm², AWG: 28 - 10, Nominal current: 30 A, Nominal voltage: 400 V, Width: 8.2 mm, Fuse type: C, Fuse type: Flat, Mounting type: NS 35/7,5, NS 35/15, Color: black

Why buy this product

- The ST 4-FSI/C fuse terminal block accommodates flat-type fuses according to ISO/DIS 8820/DIN 72581-3 or the TCP .../DC32V thermal miniature circuit breaker as the fuse element
- Versions with LED for indicating that a fuse has blown



Key Commercial Data

Packing unit	50 pc
GTIN	 4 017918 890445
Weight per Piece (excluding packing)	20.68 g
Custom tariff number	85369010
Country of origin	Poland

Technical data

General

Number of levels	1
Number of connections	2
Mounting type	NS 35/7,5
Color	black
Overvoltage category	III
Insulating material	PA
Flammability rating according to UL 94	V0

Electrical data

Fuse	C
Fuse type	Flat
Pollution degree	3
Overvoltage category	III

Fuse modular terminal block - ST 4-FSI/C - 3036372

Technical data

Electrical data

Insulating material group	I
Connection in acc. with standard	IEC 60947-7-3
Maximum current with single arrangement	30 A

Dimensions

Width	8.2 mm
Height NS 35/7,5	43.5 mm
Height NS 35/15	51 mm

Connection data

Conductor cross section solid min.	0.08 mm ²
Conductor cross section solid max.	6 mm ²
Conductor cross section flexible min.	0.08 mm ²
Conductor cross section flexible max.	4 mm ²
Conductor cross section AWG min.	28
Conductor cross section AWG max.	10
Conductor cross section flexible, with ferrule without plastic sleeve min.	0.14 mm ²
Conductor cross section flexible, with ferrule without plastic sleeve max.	4 mm ²
Conductor cross section flexible, with ferrule with plastic sleeve min.	0.14 mm ²
Conductor cross section flexible, with ferrule with plastic sleeve max.	4 mm ²
2 conductors with same cross section, stranded, TWIN ferrules with plastic sleeve, min.	0.5 mm ²
2 conductors with same cross section, stranded, TWIN ferrules with plastic sleeve, max.	1 mm ²
Connection method	Spring-cage connection
Internal cylindrical gage	A4

Standards and Regulations

Connection in acc. with standard	CSA
	IEC 60947-7-3
Flammability rating according to UL 94	V0

Classifications

eCl@ss

eCl@ss 4.0	27141116
eCl@ss 4.1	27141116
eCl@ss 5.0	27141116
eCl@ss 5.1	27141116
eCl@ss 6.0	27141116
eCl@ss 7.0	27141116
eCl@ss 8.0	27141116

Fuse modular terminal block - ST 4-FSI/C - 3036372

Classifications

ETIM

ETIM 2.0	EC000899
ETIM 3.0	EC000899
ETIM 4.0	EC000899
ETIM 5.0	EC000899

UNSPSC

UNSPSC 6.01	30211811
UNSPSC 7.0901	39121410
UNSPSC 11	39121410
UNSPSC 12.01	39121410
UNSPSC 13.2	39121410

Approvals

Approvals


Approvals


CSA / UL Recognized / cUL Recognized / GL / RS / EAC / EAC / cULus Recognized

Ex Approvals

Approvals submitted

Approval details

CSA 		
	B	C
mm ² /AWG/kcmil	28-10	28-10
Nominal current I _N	10 A	10 A
Nominal voltage U _N	300 V	300 V

UL Recognized 		
	B	C
mm ² /AWG/kcmil	28-10	28-10
Nominal current I _N	30 A	30 A

Fuse modular terminal block - ST 4-FSI/C - 3036372

Approvals

	B	C
Nominal voltage UN	300 V	300 V

cUL Recognized	
mm ² /AWG/kcmil	28-10
Nominal current I _N	30 A
Nominal voltage UN	300 V

GL

RS

EAC

EAC

cULus Recognized

Drawings

Circuit diagram

