



idealtek s.a.
manufacturer of high precision tools and instruments



Engineered Handtools

Catalogue

●	Ideal-Tek s.a.	2
●	Tool Index	3
●	Materials	4
●	HIGH PRECISION & ULTRA FINE TWEEZERS	
	. High Precision & Ultra Fine Tweezers	5
	. Reverse Action Tweezers	7
	. Super Slim Series	8
	. Ergonomic Tweezers	8
	. Flat Tip Tweezers	9
	. ESD Safe Tweezers	9
	. Ceramic Replaceable Tip Tweezers	10
	. Ceramic Tweezers	10
●	GENERAL PURPOSE TWEEZERS	
	. General Purpose Tweezers	11
	. Soldering Tweezers	12
	. Strong Blunt Tip Tweezers	12
●	ESD CONDUCTIVE TWEEZERS	
	. Fibre Replaceable Tip Tweezers	13
	. Fibre Tip Tweezers	13
	. Soft Tip Tweezers	14
	. Synthetic Fibre Tweezers	15
●	SPECIAL DESIGN TWEEZERS	
	. Optoelectronic Tweezers	15
	. SMD Tweezers	16
	. Wafer Tweezers	18
	. Component Positioning Tweezers	21
	. Nickel Plated Tweezers	21



IDEAL-TEK, founded in 1965, is a Swiss company manufacturing high quality hand-tools.

Also manufactured are ceramic and engineering plastics tip tweezers. The entire marketing program includes desoldering tools, desoldering braid, vacuum pick-up kits and PC-board accessories.

Ideal-tek's **successful record** is due to a number of factors: popular and high quality products, a widespread and highly effective distribution network and a collaborative, synergetic and mutually beneficial relationship with distributors.



ideal-tek s.a. Chiasso, Switzerland

High productivity at all levels is achieved by giving human resources the best possible support in terms of office and manufacturing equipment.

Our investments continually focus on **research and development** of new solutions and applications.

Apart from a perfect tip alignment, surface finish is extremely important: the paddles or tips must have smooth edges and be highly polished and totally free of scratches or marks which could damage the components or the board itself. Saving money on tools is an expensive mistake because so much is at stake: **quality comes first**. Certified ISO 9002 since 1994.

Human approach and personal contact have always been the subject of special attention in the company's relations with customers and suppliers.



Tool Index

Part. no.	Page	Part. no.	Page	Part. no.	Page	Part. no.	Page	Part. no.	Page
0	5	29	12	44WF	19	5XCFR	13	96	20
00	5	29D	12	44WFG	19	6	6	A	7
000	5	2A	6	456	11	60	8	AA	21
00B	5	2AB	6	45W	19	600M	20	AASADR	9
00CF	13	2ACF	14	45WF	19	61A	21	AASA	11
00CFR	13	2ACFR	13	46W	19	62A	6	AB	7
00D	5	2AMZ	10	46WF	19	637L	20	AC	7
00SADR	9	2ASADR	9	46WFG	19	637S	20	AM	7
0A	5	2AX	7	475	11	637SB	20	BB	21
0C11	5	2AXCFR	13	48WF	19	640B	20	D	11
0C9	5	2AZ	6	4A	6	646	11	DF	11
1	5	2CF	14	4W	19	647	11	DM	12
10G	5	2W	18	4WF	19	648	11	DS	12
11	5	2WF	18	4WFG	19	649	11	DSA	7
119	11	2WFG	18	4WL	19	64A	8	E00	8
119A	11	2WL	18	4X	7	650	11	E2A	8
119L	11	3	6	5	6	65A	8	E3	8
12	5	30	12	50	9	66	8	E5	8
120	11	30D	12	51S	6	666A	20	E7	8
120A	11	31	12	52A	6	667	20	F	7
121	11	321	11	55A	21	6WF	20	GG	21
121M	11	33A	9	55AC4	15	6WL	20	GGSA	12
122	11	34A	9	55AC5	15	7	6	H	7
123	11	35A	9	55ACX4	15	702A	15	MM	21
124	11	35AP	18	55ACX5	15	707	15	MMSA	12
125	9	35B	18	55AX	21	708	15	P	7
125A	9	35S	18	55WFL	19	709	15	PB	11
126	9	36A	9	56A	21	710	15	RR	21
127	9	36AP	18	56AX	21	71MZ	10	RRSA	12
128	9	37S	18	56WFL	19	72MZ	10	S	7
152	5	38FG	18	571	21	7312	12	SM100	16
15A	5	391	18	572	21	7313	12	SM101	16
15AFW	5	39FG	18	573	21	7314	12	SM102	16
15AGW	5	39S2	18	574	12	7314B	12	SM103	16
15AGWDR	9	39S3	18	574A	12	7316	12	SM104	16
15ANW	5	3C	6	574B	12	7318	12	SM105	16
15AP	5	3CB	6	577	21	7320	12	SM106	16
15ASW	6	3CCF	14	578	21	7325	12	SM107	16
2	6	3CF	14	579	21	7330	12	SM108	16
231	11	3CFR	13	57A	12	73MZ	10	SM108X	16
242CFR	13	3CSADR	9	581	21	74MZ	10	SM109	16
246CFR	13	3F	6	582	21	771	6	SM110	15/16
248CF	13	3SADR	9	583	21	773	6	SM111	15/16
249CF	13	3W	18	58A	21	775	11	SM111X	15/16
249CFR	13	3WF	18	58WFL	19	777	6	SM112	17
250CF	14	3WFG	18	59A	21	7A	6	SM113	17
251	14	3WL	18	5A	6	7B	7	SM114	17
252	14	3X	7	5AX	7	7E	7	SM115	15/17
253	14	3XCF	14	5B	6	7MZ	10	SM116	15/17
254	14	4	6	5C	6	7SADR	9	SM117	17
255	14	41W	19	5CCF	14	7X	7	SM2	17
256	14	42W	19	5CFR	13	8	7	SM3	17
257	14	42WF	19	5SADR	9	8501	10	SP4T	20
258	14	42WFG	19	5TTH	6	8501FGG	10	SP5T	20
259CF	14	43W	19	5TTHX	7	8507	10	SP6T	20
259CFR	13	43WF	19	5WF	20	85B	20	SS	8
26	6	43WFG	19	5WL	20	85C	20	SS6	8
269CF	14	444W	19	5X	7	8WF	20	SSL	8
27	6	44W	19	5XCF	14	8WNY	20		

Materials


Steel and nonferrous alloys

AL	Aluminium alloy Anticorodal 110
BR	Brass
CA	Stainless, low carbon austenitic steel
N	Nonferrous alloy, Nickel silver 68-15
PB	Nonferrous alloy, Phosphor bronze
S	Stainless steel, martensitic higher carbon steel
SA	Stainless steel, low carbon austenitic steel
TA	Nonferrous alloy, Titanium Grade 1 (unalloyed titanium)

Coatings

TE	Teflon Superior antiscratch non-stick material. Insulative. Very high corrosion resistance. Continuous use temp. 260°C (500°F).
EP	Epoxy Good electrical insula- tion and resistance to chemicals. Antiglare. Continuous use temp. 150°C (300°F).
NE	Conductive epoxy good resistance to chemicals antiglare; continuous use temp. 150°C (300°F)
GP	Gold Plating Very high corrosion resistance. Smooth, antiscratch, antiglare, no tarnish finish
NP	Nickel Plating Superior corrosion resistance to saltwater, alkalies and organic acids.
CR	Chromium plating Good corrosion resistance to ambient atmosphere.
DR	Soft cushion grip static dissipative (ESDsafe). NBR vulcanized rubber
PB	Polished and burnished

Engineering plastics

CF	PA66/CF30  polyamide 66 reinforced with 30 wt% carbon fibre
DL	POM/GF30 acetal resin reinforced with 30 wt% glass fibre
RF	PET/GF30 polyethylene terephthalate reinforced with 30 wt% glass fibre
LR	PPS/GF30 polyphenylene sulfide reinforced with 30 wt% glass fibre
NY	PA66/GF30 polyamide 66 reinforced with 30 wt% glass fibre
SV	PVDF polyvinylidene fluoride carbon fiber reinforced
HC	POM/CF acetal resin carbon fibre modified

Ceramic

MZ	Zirconia toughened alumina (ZTA) Non-porous, superior toughness, corrosion and heat resistance. Insulative.
ZrO2	Stabilized zirconia (PSZ) Non-porous, superior toughness, corrosion and heat resistance. Insulative.

Code explanation

XXXXXX up to 6 digits part code	YY 2 letters handle material	ZZ 2 letters coating
Example: 2A tweezer in antimagnetic stainless steel with epoxy coating	2ASAEP	

Part code explanation for Fibre Tip and Ceramic Tip Tweezer

XXX up to 3 digits tweezer type	XX 2 letter tip material	X R for replaceable tip
Example: 2A tweezer with replaceable PA66/CF30 fibre tip	2ACFR	


High Precision & Ultra Fine Tweezers

Handcrafted to perfect tip symmetry and balance, polished edges, superior no-scratch/antiglare satin finish.


carbon, stainless or antimagnetic/antiacid steel




0
4 3/4" 120 mm
flat edges, fine




00
4 3/4" 120 mm
flat edges, thick




000
4 3/4" 120 mm
Same as 00 with radiused edges




00B
4 3/4" 120 mm
Same as 00 with serrated grips




00D
4 3/4" 120 mm
Same as 00, serrated tips and grips




0A
4 3/4" 120 mm
Same as 0 with radiused outside edges fine tips




0C11
4 1/4" 110 mm
Flat edges, fine, short




0C9
3 1/2" 90 mm
Flat edges, fine, short




1
4 3/4" 120 mm
Accurate, strong




10G
4 1/4" 110 mm
Fine tips, general purpose tweezers



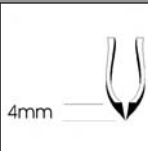

11
4 3/4" 120 mm
Nickel: strong tips



12
4 3/4" 120 mm
Nickel: fine tips

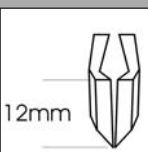



4mm

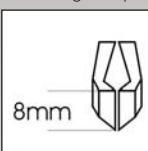

152
3 3/4" 98 mm
Miniature cutting tweezers

12mm

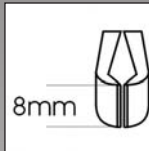

15A
4 1/2" 115 mm
For cutting hairsprings

8mm

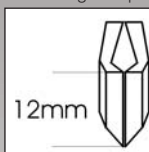

15AFW
4 1/2" 115 mm
For cutting hairsprings

8mm

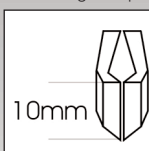

15ANW
4 1/2" 115 mm
For cutting hairsprings

12mm

15AP
4 1/2" 115 mm
For cutting hairsprings

10mm

15AGW
4 1/2" 115 mm
For cutting hairsprings

HIGH PRECISION & ULTRA FINE TWEEZERS



10mm

15ASW 4 1/2" 115 mm
For cutting hairsprings

2
4 3/4" 120 mm
Strong, sharp tips

26
5 1/4" 135 mm
Very strong, sharp tips

27
5 1/4" 135 mm
Strong, fine tips

2A
4 3/4" 120 mm
Flat, round tips

2AB
4 3/4" 120 mm
Tips as 2A but curved

2AZ
4 3/4" 120 mm
Tips as 2A but "Z"-shaped

3
4 3/4" 120 mm
Very sharp and superior finish

3C
4 1/4" 110 mm
Very sharp and superior finish

3CB
4 1/4" 110 mm
Same as 3C with bent tips

3F
4 3/4" 120 mm
Tips touching over 3 mm for holding tiny wires

4
4 1/4" 110 mm
Extra fine tips

4A
4 1/4" 110 mm
Stronger

5
4 1/4" 110 mm
Extra fine tips

51S
4 1/2" 115 mm
Extra fine tips for miniature assembly

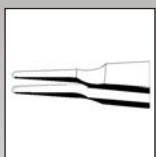
5A
4 1/2" 115 mm
Extra fine tips

5B
4 1/4" 110 mm
Bent tips, max. visibility

5C
4 1/2" 115 mm
Double bent tips

5TTH
4 1/4" 110 mm
Anticapillary extra fine tweezer with lock-ring for handling electronic microscope grids


6
4 1/2" 115 mm
Fine angled tips



52A
4 3/4" 120 mm
Crush proof, smooth action design

62A
4 3/4" 120 mm
Flat, blunt tips

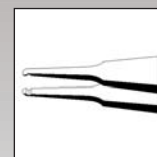
7
4 1/2" 115 mm
Fine curved tips



771
4 1/2" 115 mm
Grooved tips for tiny wires and tubes












773
5 1/2" 140 mm
Special design for better visibility

7A
4 1/2" 115 mm
Strong






777
4 1/2" 115 mm
Improved visibility for holding tiny wires

HIGH PRECISION & ULTRA FINE TWEEZERS




Reverse Action Tweezers

Specially intended for applications where a high precise self-closing action is required (e.g. microscopy).
Extra fine tips or other models available on request.




*Finest stainless/
antimagnetic steel*



Super Slim Series

Long and slender tweezers for multiple precision applications especially suitable for working near heat sources



60
5 1/2" 140 mm
Relieved tips

64A
5 1/2" 140 mm
Bent round tips

65A
5 1/2" 140 mm
Long, fine curved tips

66
5 1/2" 140 mm
Long, double bent tips

SS
5 1/2" 140 mm

SS6
6" 150 mm

SSL
6" 150 mm
Long, ergonomic shape

Ergonomic Tweezers

Ultra light weight and very soft tension. Provide relief from hand fatigue and Carpal Tunnel Syndrome. 5 different styles: aluminium handle with high precision SA Tips.

30% Less Weight, 50% Less Tension



E00SA AL
5 1/3" 136 mm
flat edges, thick

E2ASA AL
5 1/3" 136 mm
Flat, round tips

E3SA AL
5 1/3" 136 mm
Very sharp and superior finish

E5SA AL
5 1/3" 136 mm
Extra fine tips

E7SA AL
5 1/3" 136 mm
Fine curved tips

**ERGONOMIC IDEAL-TEK
E COMPARISON ANALYSIS**

Series/Style/Tip/Aluminum/Handle	WEIGHT		TENSION		LENGTH TOTAL	
	gms	oz	Tip gms	oz	Body gms	mm. in"
E 00 sa	10	0.352	20	0.705	30	1.058 135 5.1%
E 2A sa	10	0.352	20	0.705	30	1.058 135 5.1%
E 3 sa	9	0.317	20	0.705	40	1.419 135 5.1%
E 5 sa	8.5	0.299	20	0.705	30	1.419 135 5.1%
E 7 sa	9	0.317	20	0.705	30	1.419 135 5.1%
Series/Style/Tweezers						
IT 00 sa	22	0.776	190	6.702	330	11.040 120 4.1%
IT 2A sa	15	0.529	70	2.469	130	4.585 120 4.1%
IT 3 sa	14	0.493	70	2.469	100	3.527 120 4.1%
IT 5 sa	13	0.458	80	2.821	160	5.843 110 4.1%
IT 7 sa	14	0.493	80	2.821	140	4.936 115 4.1%

E = ERGONOMIC IDEAL-TEK
IT = IDEAL-TEK

Measurements taken at 10g pressure point. Closure capacity 1mm.

HIGH PRECISION & ULTRA FINE TWEEZERS

Flat Tip Tweezers


125
4 3/4" 120 mm
Smooth tips, no
scratch



125A
4 3/4" 120 mm
Same as 125 but
elongated tips



126
4 1/4" 110 mm
Round, flat tips



127
4" 105 mm
Thin, square tips



Serrated grips.

*Stainless or
antimagnetic/antiacid steel*

128
4" 105 mm
Same as 127 but
bent tips



33A
4 1/2" 115 mm
Flat round tips




34A
4 3/4" 120 mm
Smooth to hold deli-
cate parts



35A
4 3/4" 120 mm
Same use as 34A



36A
4 3/4" 120 mm
Same use as 34A
and 35A




50
4 3/4" 120 mm
Flat narrow tips




ESD Safe Tweezers

Soft ESD cushion grips (resistivity 10E8 ohm).
Protected design (mod. dep. 126848).
Ergonomically designed.



00SADR
4 3/4" 120 mm
flat edges, thick



2ASADR
4 1/2" 115 mm
Strong, sharp tips




3CSADR
4 3/8" 110 mm
Very sharp and
superior finish



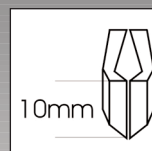
3SADR
4 3/4" 120 mm
Very sharp and
superior finish



5SADR
4 3/8" 110 mm
Extra fine tips



7SADR
4 1/2" 115 mm
Fine curved tips



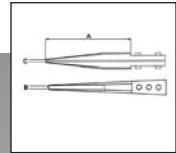
15AGWDR
4 1/2" 115 mm
For cutting hairspins



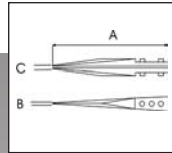
AASADR
5" 130 mm



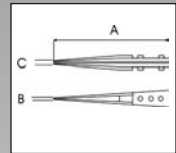
Ceramic Tip Tweezers



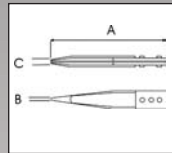
2AMZ
A: 35 mm 1.4"
B: 2.0 mm 0.08"
C: 0.6 mm 0.02"



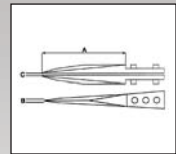
73MZ
A: 33 mm 1.3"
B: 0.3 mm 0.011"
C: 0.6 mm 0.02"



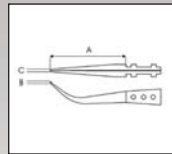
71MZ
A: 30 mm 1.2"
B: 0.3 mm 0.011"
C: 0.3 mm 0.011"



74MZ
A: 40 mm 1.6"
B: 0.5 mm 0.019"
C: 0.5 mm 0.019"



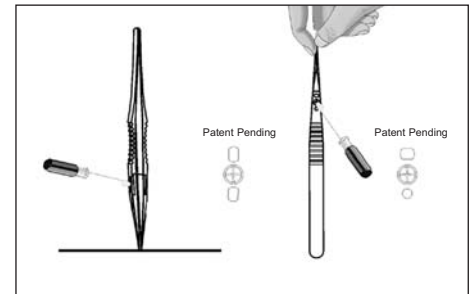
72MZ
A: 30 mm 1.2"
B: 0.2 mm 0.007"
C: 0.4 mm 0.016"



7MZ
A: 43.5 mm 1.7"
B: 0.6 mm 0.02"
C: 0.6 mm 0.02"

Zirconia ceramic precision tips.
Surface resistivity $10E12$ Ohm.
Contamination free, high
temperature (1000°C) wear and
solder resistant.
Aluminium Handle

Patent Pending No 1750/97,
Alignable replaceable tips




Ceramic Tweezers


Best for working with acid (except HF), for SMD, solder pot,
high temperature exposure. Clean room approved.
Can be sterilized. Solder repellent.




8501
Straight, tips 1mm,
serrated
5" 125 mm



8501FGG
Straight, very fine
tips, smooth
5" 125 mm



8507
Curved, shape of 7A,
fine tips, smooth
5" 125 mm




GENERAL PURPOSE TWEEZERS

General Purpose Tweezers

Very accurate finish for a great variety of applications from electronics to dentistry and anatomy. Extremely accurate serration quality. Different lengths, thicknesses and angles for every application.


Stainless or antimagnetic/antiacid steel




119
6" 150 mm
Fine Tips




119A
6" 150 mm
Same as 119 but
stronger tips



119L
7" 180 mm
Long, strong




120
6" 150 mm
Strong tips




120A
4 1/4" 110 mm
Short with fine, sturdy
tips




121
6 1/4" 160 mm
Very strong, blunt
tips




121 M
6 1/4" 160 mm
Same as 121 but
thinner tips




122
6" 150 mm
Fine, bent tips




123
6" 150 mm
Fine, double-bent
tips



124
6" 150 mm
Same as 122 but
stronger tips




231
4 3/4" 120 mm



321
4 3/4" 120 mm



456
5" 130 mm
Serrated tips for
electronic assembly




475
5 1/2" 140 mm



646
6" 150 mm



647
4 3/4" 120 mm




648
6" 150 mm



649
6" 150 mm




650
6" 150 mm



775
6 1/8" 155 mm
PVC coated
handles




AASA
5" 130 mm



D
3 3/4" 94 mm






DF
6 1/4" 160 mm



PB
5 3/4" 145 mm
diam. 0.145" 3.6 mm
smaller diameters
available



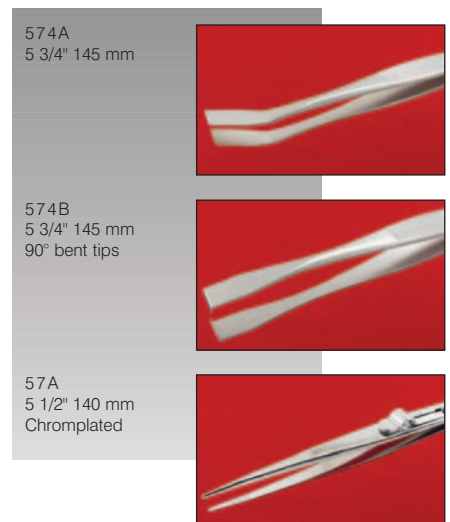
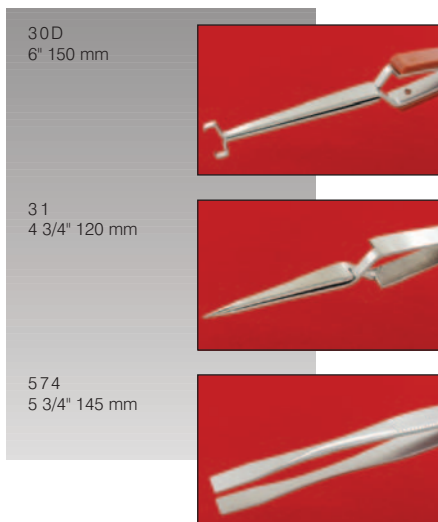


GENERAL PURPOSE TWEEZERS



Soldering Tweezers

Confortable and precision handling of electronics components for soldering and desoldering operations.


Antimagnetic/antiacid steel



Strong Blunt Tweezers

Available in straight or bent (suffix B) version. Various lengths (12-30 cm). Serrated for very firm hold.

Nickelplated. Stainless or antimagnetic/antiacid steel

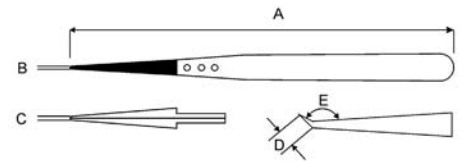
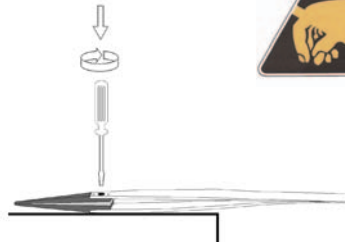


7312	4 3/4"	120 mm
7313	5"	130 mm
7314	5 1/2"	140 mm
7316	6 1/4"	160 mm
7318	7 1/4"	180 mm
7320	7 3/4"	200 mm
7325	9 3/4"	250 mm
7330	12"	300 mm

Fibre Replaceable Tip Tweezers

Handles in antimagnetic steel.
Different styles and configurations.
Special design on request.

*Different material available.
Look under Material 'Engineering plastics' section*



00CFR
A 130 mm 5 1/8"
B 1.0 mm 0.04"
C 2.4 mm 0.09"



242CFR
A 130 mm 5 1/8"
B 1.45 mm 0.06"
C 1.0 mm 0.04"



246CFR
A 125 mm 4 7/8"
B 0.6 mm 0.04"
C 0.6 mm 0.09"
D 9.6 mm 0.4"
E 45°



249CFR
A 130 mm 5 1/8"
B 2.2 mm 0.09"
C 2.5 mm 0.10"
For glass diodes



259CFR
A 130 mm 5 1/8"
B 0.6 mm 0.02"
C 1.0 mm 0.04"



2ACFR
A 130 mm 5 1/8"
B 1.8 mm 0.07"
C 0.6 mm 0.02"



2AXCFR
A 125 mm 4 7/8"
B 1.8 mm 0.07"
C 0.6 mm 0.02"



3CFR
A 130 mm 5 1/8"
B 0.8 mm 0.03"
C 1.6 mm 0.06"



5CFR
A 130 mm 5 1/8"
B 0.6 mm 0.02"
C 0.6 mm 0.02"



5XCFR
A 115 mm 4 1/2"
B 0.6 mm 0.02"
C 0.6 mm 0.02"



2ABCFR
A 125 mm 4 7/8"
B 1.8 mm 0.07"
C 0.6 mm 0.02"



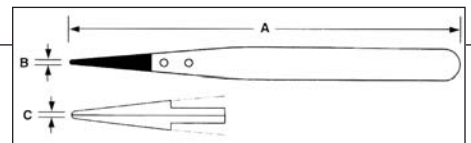
7CFR
A 125 mm 4 7/8"
B 0.6 mm 0.02"
C 1.0 mm 0.04"




Fibre Tip Tweezers

Handles in antimagnetic steel. Different styles and configurations. Special design on request.

Different material available. Look under Material 'Engineering plastics' section



00CF
A 130 mm 5 1/8"
B 1.0 mm 0.04"
C 2.4 mm 0.09"



248CF
A 130 mm 5 1/8"
B 1.0 mm 0.04"
C 2.4 mm 0.09"
For ceramic substrates



249CF
A 130 mm 5 1/8"
B 2.2 mm 0.09"
C 2.5 mm 0.10"
For glass diodes



259CF
A 130 mm 5 1/8"
B 1.0 mm 0.02"
C 2.4 mm 0.04"



269CF
A 130 mm 5 1/8"
B 3 mm 0.012"



2ACF
A 130 mm 5 1/8"
B 1.8 mm 0.07"
C 0.6 mm 0.02"



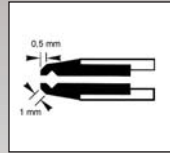
5XCF
A 115 mm 4 1/2"
B 0.6 mm 0.02"
C 0.6 mm 0.02"



2CF
A 130 mm 5 1/8"
B 1.8 mm 0.03"
C 0.6 mm 0.05"



3CCF
A 105 mm 4 1/8"
B 1.8 mm 0.03"
C 0.6 mm 0.05"



250CF
A 130 mm 5 1/8"
B 10 mm 3/8"
C For glass diodes



3CF
A 130 mm 5 1/8"
B 0.8 mm 0.03"
C 1.6 mm 0.06"



3XCF
A 115 mm 4 1/2"
B 0.6 mm 0.02"
C 0.6 mm 0.02"

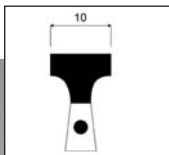



5CCF
A 105 mm 4 1/8"
B 0.6 mm 0.02"
C 0.6 mm 0.02"

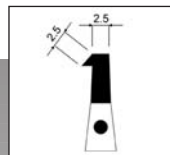


Soft Tip Tweezers

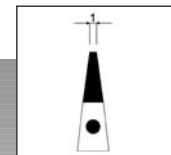
Soft, conductive carbon fibre tips for handling of delicate components e.g. Ceramic devices, SMD, wafers. Fully antimagnetic, antiacid and ESD safe. Special tip designs available on request.



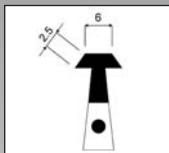
251
4 1/4" 110 mm



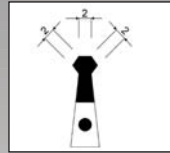
254
4 1/4" 110 mm



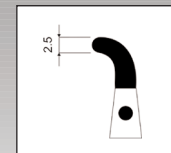
257
4 1/4" 110 mm



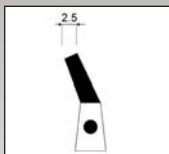
252
4 1/4" 110 mm



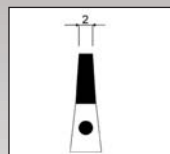
255
4 1/4" 110 mm



258
4 1/4" 110 mm



253
4 1/4" 110 mm




256
4 1/4" 110 mm



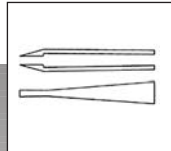
Synthetic Fibre Tweezers

Precision synthetic fibre tweezers.

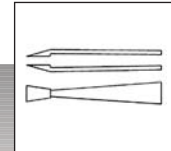
*Different materials available.
Look under Material 'Engineering plastics' section*



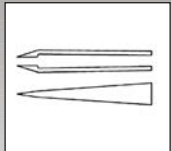
702A
4 5/8" 116 mm



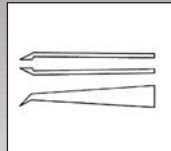
709
4 3/8" 116 mm



710
4 5/8" 116 mm



707
4 1/2" 114 mm



708
4 3/8" 110 mm


Optoelectronic Tweezers

Comfortable handling and positioning of fibre optic and micro-optical components

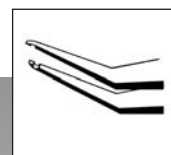
Antimagnetic/antiacid steel



55AC4
4 3/8" 111 mm., diam. 0.07" 1.8 mm



55ACX5
4 3/8" 111 mm, diam. 0.04" 1 mm




SM115
4 3/4" 120 mm, diam. 0.04" 1 mm



55AC5
4 3/8" 111 mm, diam. 0.04" 1 mm



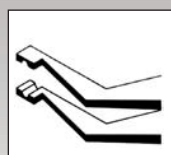
SM110
4 3/4" 120 mm, diam. 0.04" 1 mm



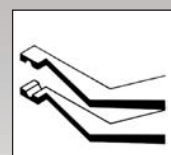
SM116
4 3/4" 120 mm, diam. 0.04" 1 mm



55ACX4
4 3/8" 111 mm, diam. 0.07" 1.8 mm





SM111X
4 3/4" 120 mm, diam. 0.04" 1 mm



SM111
4 3/4" 120 mm, diam. 0.04" 1 mm

SMD Tweezers


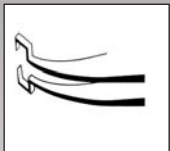
Smooth handling and positioning of all SMD components. Different tips and angles for specific jobs. Satin antiglare finish and ergonomic design. Modifications or special models available on request. Available as reverse action model.



SM100
4 1/2" 115 mm
Reverse action for handling
PCBs with SMDs



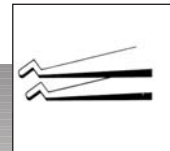
SM102
4 1/2" 115 mm
Reverse action. For soldering and
desoldering 20, 28, 44 and 68
LCCC and PLCC pad devices



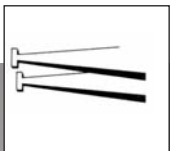
SM101
4 1/2" 115 mm
Reverse action. For soldering
and desoldering 8, 14 or 16
lead SMDs



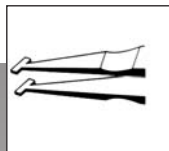
SM103
4 1/2" 115 mm
For handling and positioning 2
and 3 lead SOT packages at
45° angle



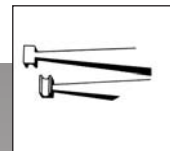
SM104
4 3/4" 120 mm
For handling and positioning 3
lead SOT packages, monolithic
chip capacitors, etc.



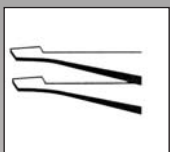
SM105
4 3/4" 120 mm
Special design for positioning all
SOT packages vertically



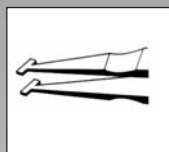
SM108
4 3/4" 120 mm
For positioning and soldering 1
mm wide components. Tips are
grooved inside.



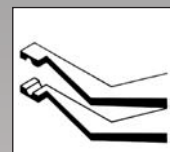
SM110
4 3/4" 120 mm
For positioning monolithic chip
capacitors. Grooved tips.



SM106
4 3/4" 120 mm
For positioning all SOT packages
horizontally. With flat base tips
(4 mm long)



SM108X
4 3/4" 120 mm
For positioning and soldering 1
mm wide components. Tips are
grooved inside.



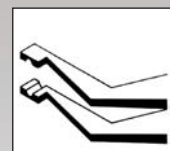
SM111
4 3/4" 120 mm
For positioning 5 mm monolithic
chip capacitors with flat base.
Grooved tips (2 mm long).



SM107
4 3/4" 120 mm
For positioning all flat devices
at 60° angle

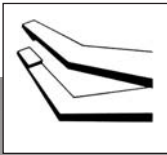


SM109
4 3/4" 120 mm
Same as SM108 but with 45° tips
and without anti-crush feature

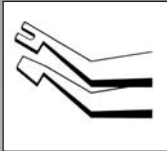


SM111X
4 3/4" 120 mm
For positioning 5 mm monolithic
chip capacitors with flat base.
Grooved tips (2 mm long).


SPECIAL DESIGN TWEEZERS




SM112
4 3/4" 120 mm
For positioning 5 mm monolithic chip capacitors at 60°. Grooved tips.



SM113
4 3/4" 120 mm
3mm long tips bent at 60° angle. One forked blade for lead entry.



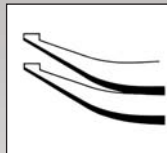
SM114
4 3/4" 120 mm
Same as SM113 but with straight tips for vertical holding.



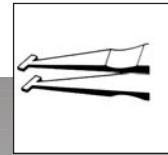
SM115
4 3/4" 120 mm
Grooved tips at 30° angle for holding and positioning cylindrical devices (up to 1 mm diam.)



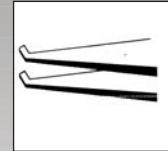
SM116
4 3/4" 120 mm
Grooved straight tips. For vertical positioning of cylindrical devices (up to 1 mm diam. or more)



SM117
4 3/4" 120 mm
For positioning SOT packages at 30° angle


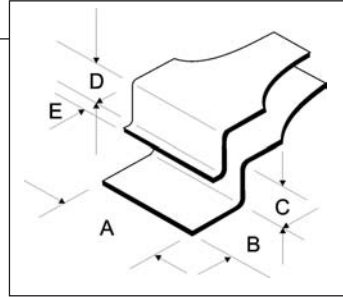


SM2
4 3/4" 120 mm
45° tips



SM3
4 3/4" 120 mm
For positioning and soldering 1 mm wide components. Tips are grooved inside.

Wafer Tweezers



Especially designed for use with delicate (very fragile) silicon wafers. Very firm yet anti-crush/anti-crack grip. Very smooth surface thanks to satin finish (non-glare). Different sizes for each wafer family. Teflon coating as well as special designs to user's specifications are available.

Antimagnetic/antiacid steel

2W
A 6,5 mm 0.25"
B 5,0 mm 0.20"
C 2,5 mm 0.10"
D 4,0 mm 0.15"



2WF
A 6,5 mm 0.25"
B 9,0 mm 0.25"
C 2,5 mm 0.10"
D 4,0 mm 0.15"
E 2,5 mm 0.10"



2WFG
A 6,5 mm 0.25"
B 9,0 mm 0.35"
C 2,5 mm 0.10"
D 4,0 mm 0.15"
E 2,5 mm 0.10"



2WL
A 6,5 mm 0.25"
B 9,0 mm 0.35"
C 2,5 mm 0.10"
D 4,0 mm 0.15"
E 2,5 mm 0.10"



35AP
A 7,0 mm 0.27"
B 4,0 mm 0.15"
E 4,0 mm 0.15"



35B
A 12 mm 0.47"
B 13 mm 0.51"
D 2,5 mm 0.10"




35S
A 29,0 mm 1.14"
B 5,5 mm 0.20"
D 3,0 mm 0.12"



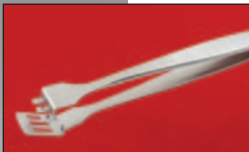
36AP
A 6,0 mm 0.24"
B 7,0 mm 0.27"
E 2,0 mm 0.08"



37S
A 7,8 mm 0.30"
B 6,0 mm 0.24"
E 6,0 mm 0.24"



38FG
A 9,5 mm 0.37"
B 11,0 mm 0.43"
D 4,0 mm 0.15"
E 2,5 mm 0.10"



391
A 9,5 mm 0.37"
B 7,5 mm 0.29"
C 3,5 mm 0.14"
D 4,4 mm 0.17"
E 2,8 mm 0.11"



39FG
A 12,0 mm 0.47"
B 10,5 mm 0.39"
D 4,0 mm 0.15"
E 2,5 mm 0.10"



39S2
A 6,5 mm 0.25"
B 8,5 mm 0.33"
D 5,5 mm 0.20"
E 2,4 mm 0.09"



39S3
A 9,5 mm 0.37"
B 8,5 mm 0.23"
D 5,5 mm 0.20"
E 2,4 mm 0.09"



3W
A 9,5 mm 0.37"
B 10,0 mm 0.39"
C 2,5 mm 0.10"
D 4,0 mm 0.15"



3WF
A 9,5 mm 0.37"
B 10,0 mm 0.39"
C 2,5 mm 0.10"
D 4,0 mm 0.15"
E 2,5 mm 0.10"



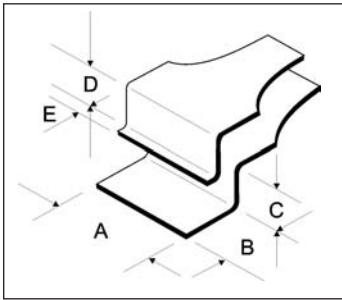
3WFG
A 9,5 mm 0.37"
B 10,0 mm 0.39"
C 2,5 mm 0.10"
D 4,0 mm 0.15"
E 2,5 mm 0.10"



3WL
A 9,5 mm 0.37"
B 10,0 mm 0.39"
C 2,5 mm 0.10"
D 4,0 mm 0.15"
E 2,5 mm 0.10"



SPECIAL DESIGN TWEEZERS



41W
A 28,0 mm 1.1"
B 12,0 mm 0.47"
D 5,0 mm 0.20"
E 5,0 mm 0.20"



42W
A 6,5 mm 0.25"
B 8,5 mm 0.33"
D 3,5 mm 0.14"
E 2,5 mm 0.10"



42WF
A 6,5 mm 0.25"
B 8,5 mm 0.33"
D 3,5 mm 0.14"
E 2,5 mm 0.10"



42WFG
A 6,5 mm 0.25"
B 8,5 mm 0.33"
D 3,5 mm 0.14"
E 2,5 mm 0.10"



43W
A 9,5 mm 0.37"
B 8,5 mm 0.33"
D 3,5 mm 0.14"
E 2,5 mm 0.10"



43WF
A 9,5 mm 0.37"
B 8,5 mm 0.33"
D 3,5 mm 0.14"
E 2,5 mm 0.10"



43WFG
A 9,5 mm 0.37"
B 8,5 mm 0.33"
D 3,5 mm 0.14"
E 2,5 mm 0.10"



444W
A 12,0 mm 0.47"
B 9,0 mm 0.35"
D 4,0 mm 0.15"



44W
A 12,0 mm 0.47"
B 9,0 mm 0.35"
D 3,0 mm 0.12"
E 2,5 mm 0.10"



44WF
A 12,0 mm 0.47"
B 8,5 mm 0.33"
D 3,5 mm 0.14"
E 2,5 mm 0.10"



44WFG
A 12,0 mm 0.47"
B 8,5 mm 0.33"
D 3,5 mm 0.14"
E 2,5 mm 0.10"



45W
A 16,0 mm 0.63"
B 7,5 mm 0.30"
D 3,5 mm 0.14"
E 2,5 mm 0.10"



45WF
A 16,0 mm 0.63"
B 7,5 mm 0.30"
D 3,5 mm 0.14"
E 2,5 mm 0.10"



46W
A 20,0 mm 0.79"
B 7,0 mm 0.27"
D 3,5 mm 0.14"
E 2,5 mm 0.10"



46WF
A 20,0 mm 0.79"
B 7,0 mm 0.27"
D 3,5 mm 0.14"
E 2,5 mm 0.10"



46WFG
A 20,0 mm 0.79"
B 7,0 mm 0.27"
D 3,5 mm 0.14"
E 2,5 mm 0.10"



48WF
A 28,0 mm 1.1"
B 9,0 mm 0.35"
D 4,0 mm 0.15"
E 2,5 mm 0.10"



4W
A 12,0 mm 0.47"
B 8,5 mm 0.33"
C 2,5 mm 0.10"
D 4,0 mm 0.15"



4WF
A 12,0 mm 0.47"
B 9,0 mm 0.33"
C 2,5 mm 0.10"
D 4,0 mm 0.15"
D 2,5 mm 0.10"



4WFG
A 12,0 mm 0.47"
B 9,0 mm 0.35"
C 2,5 mm 0.10"
D 4,0 mm 0.15"
D 2,5 mm 0.10"



4WL
A 12,0 mm 0.47"
B 7,5 mm 0.29"
C 3,0 mm 0.12"
D 4,0 mm 0.15"
D 2,5 mm 0.10"



55WFL
A 16,0 mm 0.63"
B 10,0 mm 0.39"
D 3,5 mm 0.14"
E 2,5 mm 0.10"

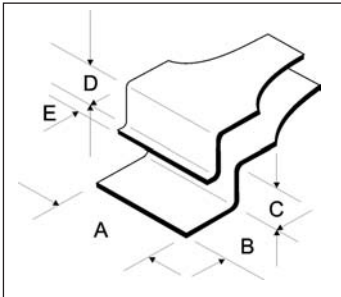


56WFL
A 20,0 mm 0.79"
B 8,0 mm 0.30"
D 3,5 mm 0.14"
E 2,5 mm 0.10"



58WFL
A 28,5 mm 1.12"
B 15,5 mm 0.61"
C 2,2 mm 0.09"
D 3,5 mm 0.14"
E 2,5 mm 0.10"





5WF
 A 16,0 mm 0.63"
 B 8,5 mm 0.33"
 C 2,5 mm 0.10"
 D 4,0 mm 0.15"
 E 2,5 mm 0.10"



5WL
 A 16,0 mm 0.63"
 B 8,5 mm 0.33"
 C 2,5 mm 0.10"
 D 4,0 mm 0.15"
 E 2,5 mm 0.10"



600M
 A 20 mm 0.79"
 B 11 mm 0.43"
 E 2,3 mm 0.09"



637L
 A 6,0 mm 0.23"
 B 4,0 mm 0.15"
 E 4,0 mm 0.15"



640B
 A 5 mm 0.2"
 B 1 mm 0.04"
 E 1 mm 0.04"



637S
 A 5,0 mm 0.20"
 B 1,3 mm 0.05"
 E 1,3 mm 0.05"



637SB
 A 5,0 mm 0.20"
 B 1,3 mm 0.05"
 E 1,3 mm 0.05"



666A
 A 9,3 mm 0.36"
 B 5,5 mm 0.20"



667
 A 16 mm 0.62"
 B 6,3 mm 0.25"
 E 6,3 mm 0.25"



6WF
 A 20,0 mm 0.78"
 B 8,5 mm 0.33"
 C 2,5 mm 0.10"
 D 4,0 mm 0.15"
 E 2,5 mm 0.10"



6WL
 A 20,0 mm 0.78"
 B 8,5 mm 0.33"
 C 2,5 mm 0.10"
 D 4,0 mm 0.15"
 E 2,5 mm 0.10"



85B
 A 6,5 mm 0.25"
 B 6,0 mm 0.25"
 C 3,0 mm 0.12"
 D 4,0 mm 0.15"
 E 2,0 mm 0.08"



85C
 A 7,0 mm 0.27"
 B 4,5 mm 0.17"
 C 3,0 mm 0.12"
 D 4,0 mm 0.15"
 E 2,0 mm 0.08"



8WF
 A 28,5 mm 1.12"
 B 12 mm 0.47"
 C 2,2 mm 0.08"
 D 3,5 mm 0.14"
 E 2,5 mm 0.10"



8WNY
 A 65 mm 2.55"
 B 19 mm 0.75"
 C 1,3 mm 0.05"
 D 2 mm 0.08"



96
 A 14,5 mm 0.57"
 B 10,5 mm 0.41"
 C 9,0 mm 0.35"



SP4T
 A 12,0 mm 0.47"
 B 8,5 mm 0.33"
 D 6,5 mm 0.25"



SP4TP1
 A 12,0 mm 0.47"
 B 8,5 mm 0.33"
 D 6,5 mm 0.25"



SP5T
 A 16,0 mm 0.62"
 B 7,5 mm 0.30"
 D 6,5 mm 0.25"




SP6T
 A 20,0 mm 0.68"
 B 7,5 mm 0.30"
 D 6,5 mm 0.25"



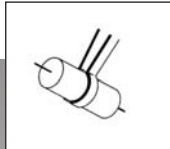
The SPXT wafer tweezers (SP4T, SP5T and SP6T) have been especially developed for the handling of very fragile and scratch sensitive wafer (silicon as well glass). These tweezers have a large lower paddle and a short upper paddle made of Teflon. In this way, although a very comfortable and precise handling is ensured, the upper surface is absolutely preserved.

Component Positioning Tweezers

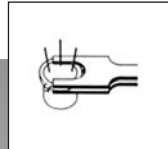
Length	571, 572, 573 145 mm 5.70"	577, 578, 579 115 mm 4.50"	581, 582, 583 115 mm 4.50"
Tips	6 mm 0.23"	4 mm 0.15"	4 mm 0.15"
Components	2,5-5,0 mm 0.10"-0.20"	2,0 mm 0.08"	1,0 mm 0.04"




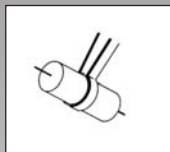
Antimagnetic/antiacid steel




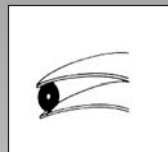
55A
1/2" 115 mm TO-18
58A
1/2" 115 mm TO-5




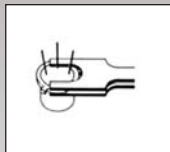
56AX
4 1/4" 110 mm



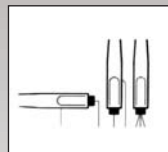
55AX
1/2" 115 mm TO-18



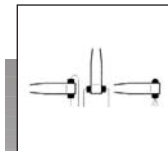
61A
4 1/4" 110 mm



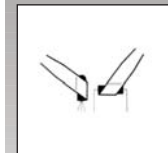
56A
4 3/4" 120 mm TO-18
59A
4 3/4" 120 mm TO-5



571



572



573

Nickelplated Tweezers




AA
5" 130 mm




GG
5" 130 mm




BB
4 3/4" 120 mm



MM
5" 130 mm



RR
5 3/4" 145 mm





Quality comes first

