

- Allow two independent signal sources to be connected to a common pilot line
- Can be used to perform an 'OR' logic function
- Can be combined to operate from three or more sources
- Valves can be ganged together



Technical Data

Medium:

Compressed air, filtered, lubricated and non-lubricated, inert gases

Operation:

Shuttle valve

Mounting:

Through holes in valve body

Port Size:

Female Thread

BSPP

NPT

G¹/₈ T65C1800 1/8 NPT T65A1800

G¹/₄ T65C2800 1/4 NPT T65A2800

Operating Pressure:

0,7 - 10 bar

*Consult our Technical Service for use below +2°C

Operating Temperature:

-20°C* to +80°C

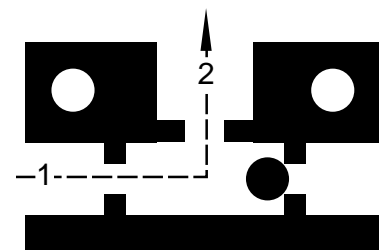
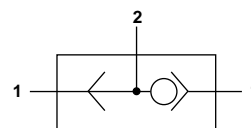
*Consult our Technical Service for use below +2°C

Materials

Zinc alloy body, nitrile ball, brass seat

Ordering Information

To order, quote model number from table overleaf e.g. T65C1800 for the G¹/₈ model.





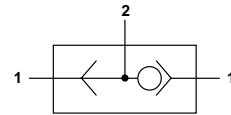
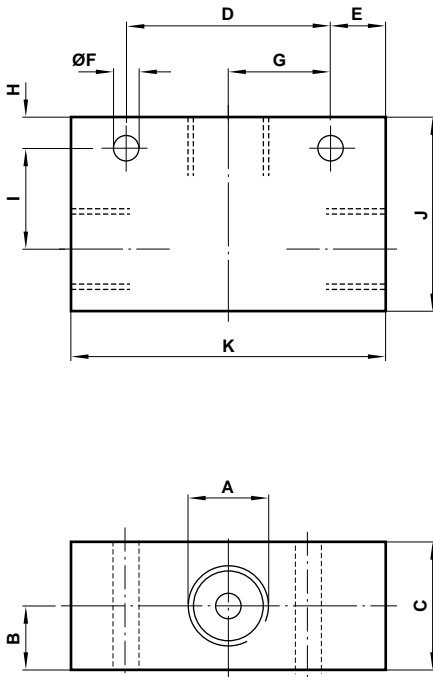
General Information

Product number		Port size	Flow factor		b critical pressure ratio	Weight (kg)
BSP	NPT		C*	Cv**		
T65C1800	T65A1800	1/8	1,7	0,42	0,40	0,055
T65C2800	T65A2800	1/4	2,6	0,64	0,43	0,130

*C : measured in dm³/(s.bar)

**Cv : measured in US gal/min

Shuttle Valve



Product number	T65C1800	T65A1800	T65C2800	T65A2800
A	G ¹ / ₈	1/8 NPT	G ¹ / ₄	1/4 NPT
B	7,5	7,5	10	10
C	15	15	20	20
D	20	20	25	25
E	8	8	12,5	12,5
F	5,25	5,25	5,25	5,25
G	10	10	12,5	12,5
H	6	6	8	8
I	10	10	12	12
J	25	25	30	30
K	36	36	50	50

NPT according to ANSI B1.20.1

G according to BS 2779/ISO 228/1

Warning

These products are intended for use in industrial compressed air systems only. Do not use these products where pressures and temperatures can exceed those listed under 'Technical Data'.

Before using these products with fluids other than those specified, for non-industrial applications, life-support systems, or other applications not within published specifications, consult Norgren.

Through misuse, age, or malfunction, components used in fluid power systems can fail in various modes. The system designer is warned to consider the failure modes of all component parts used in fluid power systems and to provide adequate safeguards to prevent personal injury or damage to equipment in the event of such failure.

System designers must provide a warning to end users in the system instructional manual if protection against a failure mode cannot be adequately provided.

System designers and end users are cautioned to review specific warnings found in instruction sheets packed and shipped with these products where applicable.