


GT03 Series Gate Drive Transformer



Features

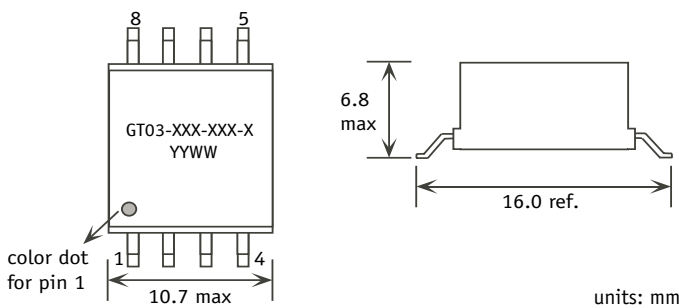
- Optimized for frequencies from 100 kHz to 350 kHz

Applications

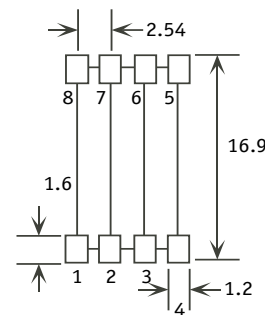
- Gate Drive Transformer
- AC/DC and DC/DC Converters
- Signal Transformer Across Isolation Barrier

Packaging Reel diameter: 13", Reel width: 24mm, Pieces/reel: 500

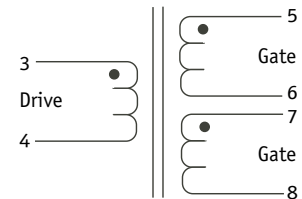
Mechanical



Recommended PCB layout



Schematic



Electrical Specifications

Part Number	Turns Ratio Drive:Gate	Drive Ind. ¹ (μH, min.)	DCR (mΩ, max.)	Lkg. Ind. (nH, max.)	E-T Prod ⁵ (V-μs)	Hi-Pot
GT03-111-034-A	1:1:1	882	550:550	300	34.6	1500 V _{dc}
GT03-111-052-A	1:1:1	1985	850:850	370	51.9	1500 V _{dc}
GT03-111-069-A	1:1:1	2000	1300:1300	300	69	1500 V _{dc}
GT03-111-110-A	1:1:1	5100	1900:1900	550	110	1500 V _{dc}
GT03-122-037-A	1:2.5:2.5	162	265:590	180	37.1	1500 V _{dc}
GT03-122-055-A	1:2.5:2.5	365	400:900	300	55.6	1500 V _{dc}
GT03-111-034-B	1:1:1	882	600:600	360	34.6	3750 V _{ac}
GT03-111-069-B	1:1:1	2000	1430:1300	470	69	3750 V _{ac}
GT03-122-037-B	1:2.5:2.5	162	280:590	240	37.1	3750 V _{ac}

1. Tested at 100kHz, 0.1Vrms.
2. Electrical specifications at 25°C.
3. Operating range: -40° C to +130° C.
4. Meets UL 94V-0.
5. E-T product rating is for secondary (gate) windings and is based upon flux density of 2200 Gauss at 25°C in a bipolar drive application.
6. Meets Class F (155°C) insulation system requirements.

 RoHS

GT03-XXX-XXX-A: 0mm creepage/clearance
B: 3mm creepage/clearance

Mouser Electronics

Authorized Distributor

Click to View Pricing, Inventory, Delivery & Lifecycle Information:

ICE Components:

[GT03-111-034-B](#) [GT03-111-069-B](#) [GT03-111-110-A](#) [GT03-122-055-A](#) [GT03-111-052-A](#)