

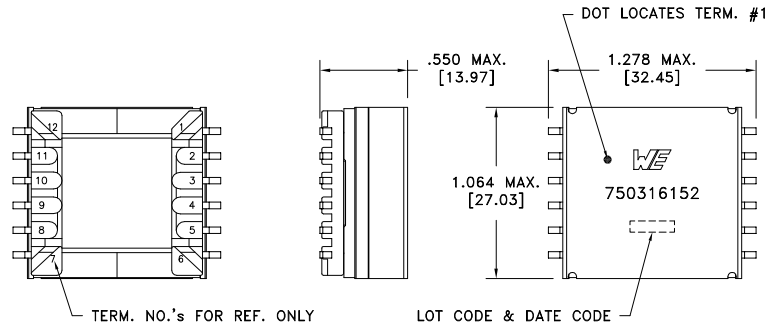
CUSTOMER TERMINAL	RoHS	LEAD(Pb)-FREE
Sn96%, Ag4%	Yes	Yes

more than you expect

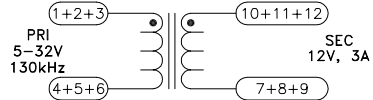
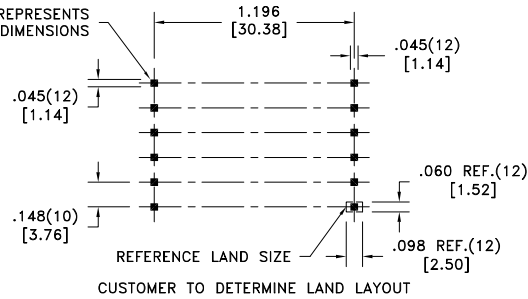


ELECTRICAL SPECIFICATIONS @ 25°C unless otherwise noted:

PARAMETER	TEST CONDITIONS	VALUE
D.C. RESISTANCE	1-4 tie(1+2+3, 4+5+6), @20°C	0.016 ohms max.
D.C. RESISTANCE	7-10 tie(7+8+9, 10+11+12), @20°C	0.015 ohms max.
INDUCTANCE	1-4 tie(1+2+3, 4+5+6), 10kHz, 100mVAC, Ls	12.00uH ±10%
SATURATION CURRENT	1-4 tie(1+2+3, 4+5+6), 20% rolloff from initial	17.5A
LEAKAGE INDUCTANCE	1-4 tie(1+2+3, 4+5+6, 7+8+9+10+11+12), 100kHz, 10mVAC, Ls	150nH typ., 300nH max.
DIELECTRIC	1-12 tie(1+2+3, 12+11+10), 1250VAC, 1 second	-
URNS RATIO	(1-4):(12-9)	1:1, ±1%



AREA REPRESENTS TERMINAL PAD DIMENSIONS



Customer to tie terminals 1&2&3, 4&5&6, 7&8&9, and 10&11&12 on PC board.

Application of the transformer allows for the leadwires between terminals 1&2&3, 4&5&6, 7&8&9, and 10&11&12 to solder bridge.

GENERAL SPECIFICATIONS:

OPERATING TEMPERATURE RANGE: -40°C to +125°C including temp rise.

Functional insulation only.

Wire insulation & RoHS status not affected by wire color.
Wire insulation color may vary depending on availability.

REV.	DATE	Packaging Specifications Method: Tape & Reel PKG-0605 www.we-online.com/midcom		Tolerances unless otherwise specified: Angles: ±1° Fractions: ±1/64 Decimals: ±.005 [.13] Footprint: ±.005 [.13]	DRAWING TITLE TRANSFORMER	PART NO. 750316152
6A	5/16	SEE REVISION SHEET FOR REVISION LEVEL		This drawing is dual dimensioned. Dimensions in brackets are in millimeters.	eiSos p/n: 750316152	SPECIFICATION SHEET 1 OF 1

Mouser Electronics

Authorized Distributor

Click to View Pricing, Inventory, Delivery & Lifecycle Information:

[Wurth Elektronik:](#)

[750316152](#)