


EMC/RFI Filters for Industrial Electronics

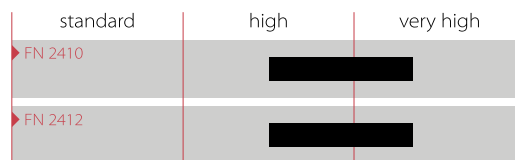


- Excellent filter performance for applications with high interference levels
- Filters for two-phase supply up to 2x 520 VAC (P-P) available
- Fast and comfortable snap-in installation on popular TS 35 DIN-rails up to 45 A
- Industrial grade terminal blocks for unsurpassed electrical safety

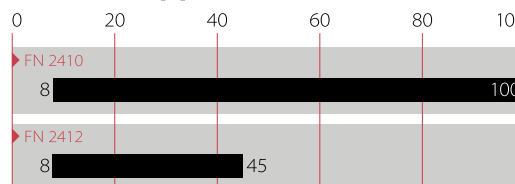


Performance indicators

Attenuation performance



Rated current [A]



Technical Specifications

Maximum continuous operating voltage	2x 520/300 VAC (FN 2410 H/FN 2412 H) 1x 250 VAC (FN 2410/FN 2412)
Operating frequency	DC to 400 Hz
Rated currents	8 to 45 A @ 50°C (FN 2412) 8 to 100 A @ 50°C (FN 2410)
High potential test voltage	P → P 2250 VDC for 2 sec (H types) P → E 2000 VAC for 2 sec P → N 1100 VDC for 2 sec P → E 2700 VDC for 2 sec (H types)
Protection category	IP 20
Overload capability	4x rated current at switch on, 1.5x rated current for 1 minute, once per hour
Temperature range (operation and storage)	-25°C to +100°C (25/100/21)
Flammability corresponding to	UL 94 V-2 or better
Design corresponding to	UL 1283, CSA 22.2 No. 8 1986, IEC/EN 60939
MTBF @ 50°C/250 V (Mil-HB-217F)	1,200,000 hours 250,000 hours (H types)

Approvals & Compliances



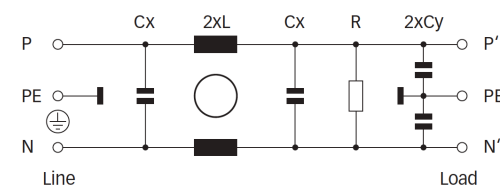
Features and Benefits

- FN 2410 filters up to 100 A are designed for traditional chassis mounting
- For extra fast installation, FN 2412 filters up to 45 A can comfortably be snapped-in on popular TS 35 DIN-rails which are common in most electrical cabinets
- Both FN 2410 and FN 2412 are also available as „H versions“. These are ideally suitable for an operation on two phases in a three-phase power network, handling voltages up to 520 VAC
- All filters provide an exceptional conducted attenuation performance, based on chokes with high saturation resistance and excellent thermal behavior. Thus, all filters retain the expected filter performance even in very noisy applications and under full load conditions
- Touch-safe industrial grade terminal blocks provide maximum electrical safety and protect humans from undeliberate contact with life conductors. They help to fulfill the most demanding installation standards


Typical Applications

- Small to medium-sized machines and industrial equipment
- High-end single-phase power supplies
- Single-phase variable speed motor drives, inverters and converters
- DIN-rail filter versions are ideal for panel building and electrical cabinets
- Various noisy applications with higher power single-phase or two-phase supply

Typical electrical schematic



Filter Selection Table

Filter	Rated current	Leakage current*	Power loss	Input/Output connections	Weight
	@ 50°C (40°C)	@ 250 VAC /50 Hz (@ 120 VAC /60 Hz)	@ 25°C/50 Hz		
	[A]	[mA]	[W]		[kg]
FN 2410-8-44	8 (8.8)	2.60 (1.49)	2.6	-44	0.4
FN 2410-16-44	16 (17.5)	2.60 (1.49)	3.5	-44	0.5
FN 2410-25-33	25 (27.4)	2.60 (1.49)	5.5	-33	0.6
FN 2410-32-33	32 (35.0)	2.60 (1.49)	5.6	-33	0.7
FN 2410-45-33	45 (49.3)	2.60 (1.49)	7.4	-33	0.7
FN 2410-60-34	60 (65.7)	2.60 (1.49)	5.5	-34	1.8
FN 2410-80-34	80 (87.6)	2.60 (1.49)	9.9	-34	1.8
FN 2410-100-34	100 (109.5)	2.60 (1.49)	15.4	-34	1.8
FN 2410 H-8-44	8 (8.8)	2.60 (1.49)	2.6	-44	0.5
FN 2410 H-16-44	16 (17.5)	2.60 (1.49)	3.5	-44	0.6
FN 2410 H-25-33	25 (27.4)	2.60 (1.49)	5.5	-33	0.7
FN 2410 H-32-33	32 (35.0)	2.60 (1.49)	5.6	-33	0.8
FN 2410 H-60-34	60 (65.7)	2.60 (1.49)	5.5	-34	1.9
FN 2410 H-80-34	80 (87.6)	2.60 (1.49)	9.9	-34	1.9
FN 2410 H-100-34	100 (109.5)	2.60 (1.49)	15.4	-34	1.9
FN 2412-8-44	8 (8.8)	2.60 (1.49)	2.6	-44	0.4
FN 2412-16-44	16 (17.5)	2.60 (1.49)	3.5	-44	0.6
FN 2412-25-33	25 (27.4)	2.60 (1.49)	5.5	-33	0.7
FN 2412-32-33	32 (35.0)	2.60 (1.49)	5.6	-33	0.8
FN 2412-45-33	45 (49.3)	2.60 (1.49)	7.4	-33	0.8
FN 2412 H-8-44	8 (8.8)	2.60 (1.49)	2.6	-44	0.5
FN 2412 H-16-44	16 (17.5)	2.60 (1.49)	3.5	-44	0.7
FN 2412 H-25-33	25 (27.4)	2.60 (1.49)	5.5	-33	0.8
FN 2412 H-32-33	32 (35.0)	2.60 (1.49)	5.6	-33	0.9

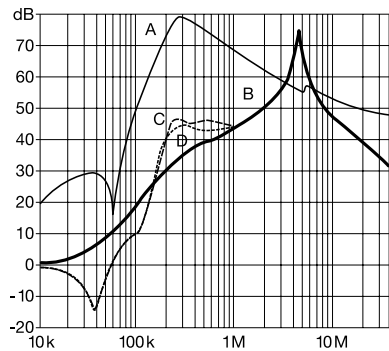
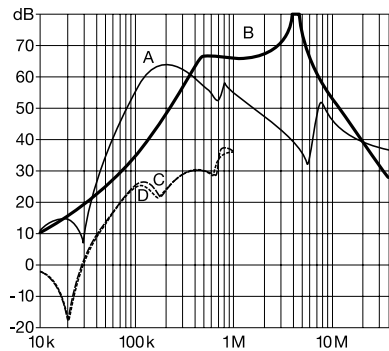
* Maximum leakage under normal operating conditions (acc. to IEC60939-3). Note: if the neutral line is interrupted, worst case leakage could reach twice this level.

Typical Filter Attenuation

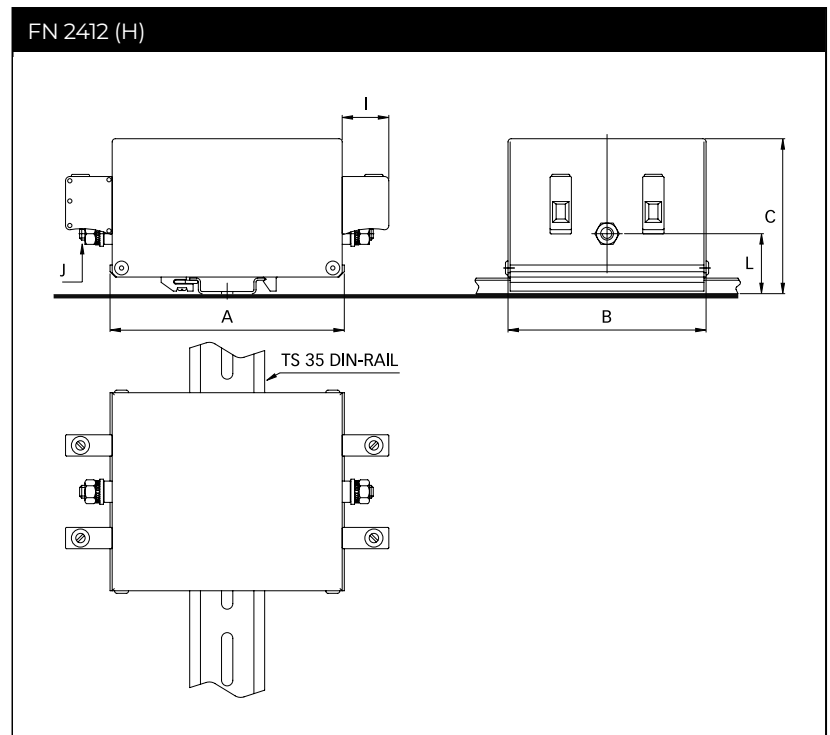
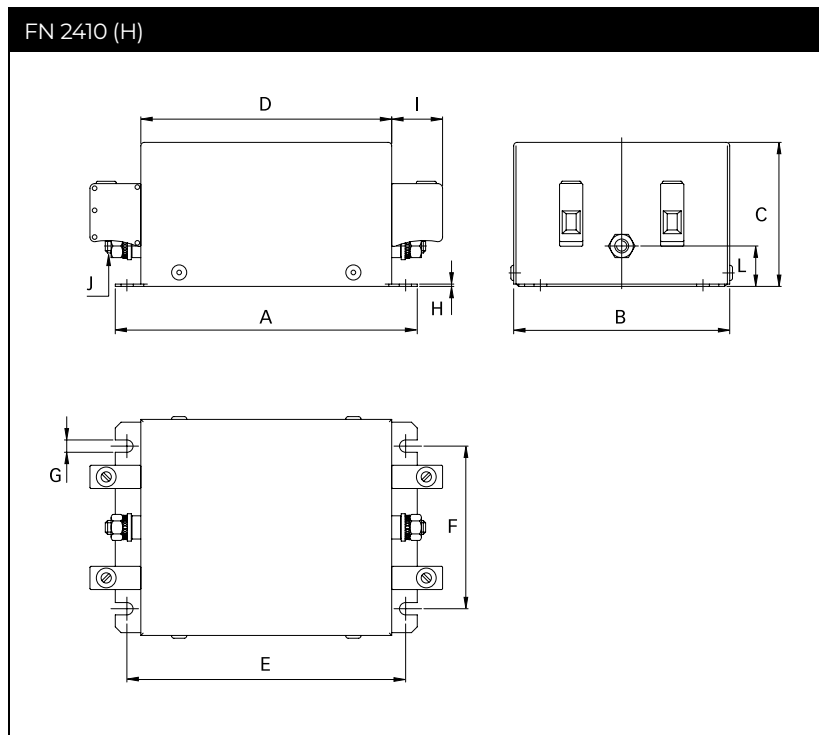
Per CISPR 17; A=50 Ω/50 Ω sym; B=50 Ω/50 Ω asym; C=0.1 Ω/100 Ω sym; D=100 Ω/0.1 Ω sym

8 to 45 A types

60 to 100 A types



Mechanical Data



Dimensions

	FN 2410						FN 2412						
	8 A	16 A	25 A	32 A	45 A	60 A	80 A	100 A	8 A	16 A	25 A	32 A	45 A
A	130	130	130	130	130	165	165	165	110	110	110	110	110
B	93	93	93	93	93	115	115	115	93	93	93	93	93
C	62	62	76	76	76	100	100	100	73	73	87	87	87
D	108	108	108	108	108	140	140	140					
E	120	120	120	120	120	155	155	155					
F	70	70	70	70	70	90	90	90					
G	5.3	5.3	5.3	5.3	5.3	5.3	5.3	5.3					
H	1.0	1.0	1.0	1.0	1.0	1.2	1.2	1.2					
I	22	22	25	25	25	39	39	39	22	22	25	25	25
J	M6	M6	M6	M6	M6	M8	M8	M8	M6	M6	M6	M6	M6
Rec. torque (Nm)	3.5 - 4.0	3.5 - 4.0	3.5 - 4.0	3.5 - 4.0	3.5 - 4.0	8.0 - 9.0	8.0 - 9.0	8.0 - 9.0	3.5 - 4.0	3.5 - 4.0	3.5 - 4.0	3.5 - 4.0	3.5 - 4.0
L	17.5	17.5	31.5	31.5	31.5	39.2	39.2	39.2	28.5	28.5	42.5	42.5	42.5

All dimensions in mm; 1 inch = 25.4 mm
Tolerances according: ISO 2768-m/EN 22768-m

Filter Input/Output Connector Cross Sections

	-33	-34	-44
Solid wire	16 mm ²	35 mm ²	10 mm ²
Flex wire	10 mm ²	25 mm ²	6 mm ²
AWG type wire	AWG 6	AWG 2	AWG 8
Recommended torque	1.5-1.8 Nm	4.0-4.5 Nm	1.0-1.2 Nm

Please visit www.schaffner.com to find more details on filter connectors.

Headquarters, Global Innovation and Development

Switzerland

Schaffner Holding AG

Industrie Nord
Nordstrasse 11e
4542
Luterbach
+41 32 681 66 26
info@schaffner.com

Sales and Application Centers

China

Schaffner EMC Ltd. Shanghai

T20-3 C, No 565 Chuangye Road, Pudong district
201201
Shanghai
+86 2138139500
cschina@schaffner.com

Finland

Schaffner Oy

Sauvonrinne 19 H
8500
Lohja
+358 50 468 7284
finlandsales@schaffner.com

France

Schaffner EMC S.A.S.

16-20 Rue Louis Rameau
95875
Bezons
+33 1 34 34 30 60
francesales@schaffner.com

Germany

Schaffner Deutschland GmbH

Schoemperlenstrasse 12B
76185
Karlsruhe
+49 721 56910
germanysales@schaffner.com

India

Schaffner India Pvt. Ltd

Regus World Trade Centre
WTC, 22nd Floor Unit No 2238, Brigade Gateway Campus, 26/1, Dr. Rajkumar Road Malleshwaram (W)
560055
Bangalore
+91 8067935355
indiasales@schaffner.com

Italy

Schaffner EMC S.r.l.

Via Ticino, 30
20900
Monza (MB)
+39 039 21 41 070
italysales@schaffner.com

Japan

Schaffner EMC K.K.

ISM Sangenjaya 7F
1-32-12 Kamiuma, Setagaya-ku
154-0011
Tokyo
+81 3 5712 3650
japansales@schaffner.com

Singapore

Schaffner EMC Pte Ltd.

Blk 3015A Ubi Road 1, #05-09, Kampong Ubi Industrial Estate
408705
Singapore
+65 63773283
singaporesales@schaffner.com

Spain

Schaffner EMC España

Calle Caléndula 93, Miniparc III, Edificio E El Soto de Moraleja, Alcobendas
28109
Madrid
+34 917 912 900
spainsales@schaffner.com

Sweden

Schaffner EMC AB

Östermalmstrorg 1
114 42
Stockholm
+46 8 5050 2425
swedensales@schaffner.com

Switzerland

Schaffner EMV AG

Industrie Nord
Nordstrasse 11e
4542
Luterbach
+41 32 681 66 26
switzerlandsales@schaffner.com

Taiwan

Schaffner EMV Ltd.

U-Town
20 Floor-2, No 97, Section 1, XinTai 5th Road, XiZhi District
22175
New Taipei City
+886 226975500
taiwansales@schaffner.com

Thailand

Schaffner EMC Co. Ltd.

Sathorn Square Tower
Room 3780, 37FL, 98 North-Sathorn Rd, Silom, Bangrak
10500
Bangkok
+66 621056397
thailandsales@schaffner.com

United Kingdom

Schaffner Ltd.

1, Oakmede Place
Terrace Road
RG42 4JF
Binfield
+44 118 9770070
uksales@schaffner.com

United States

Schaffner EMC Inc.

52 Mayfield Avenue
Edison, New Jersey
+1 732 225 9533
usasales@schaffner.com

To find your local partner within Schaffner's global network schaffner.com

© 2022 Schaffner Group

The content of this document has been carefully checked and understood. However, neither Schaffner nor its subsidiaries assume any liability whatsoever for any errors or inaccuracies of this document and the consequences thereof. Published specifications are subject to change without notice. Product suitability for any area of application must ultimately be determined by the customer. In all cases, products must never be operated outside their published specifications. Schaffner does not guarantee the availability of all published products. This disclaimer shall be governed by substantive Swiss law and resulting disputes shall be settled by the courts at the place of business of Schaffner Holding AG. Latest publications and a complete disclaimer can be downloaded from the Schaffner website. All trademarks recognized.

Mouser Electronics

Authorized Distributor

Click to View Pricing, Inventory, Delivery & Lifecycle Information:

Schaffner:

[FN2410-100-34](#) [FN2412H-8-44](#) [FN2412-45-33](#) [FN2410H-16-44](#) [FN2410-45-33](#) [FN2410H-80-34](#) [FN2412-16-44](#)
[FN2412-25-33](#) [FN2410H-32-33](#) [FN2410-16-44](#) [FN2410H-25-33](#) [FN2410H-8-44](#) [FN2410-80-34](#) [FN2410-25-33](#)
[FN2412H-32-33](#) [FN2410H-100-34](#) [FN2412H-16-44](#) [FN2410-8-44](#) [FN2412-32-33](#) [FN2410-32-33](#) [FN2410H-60-34](#)
[FN2410-60-34](#) [FN2412H-25-33](#) [FN2412-8-44](#)