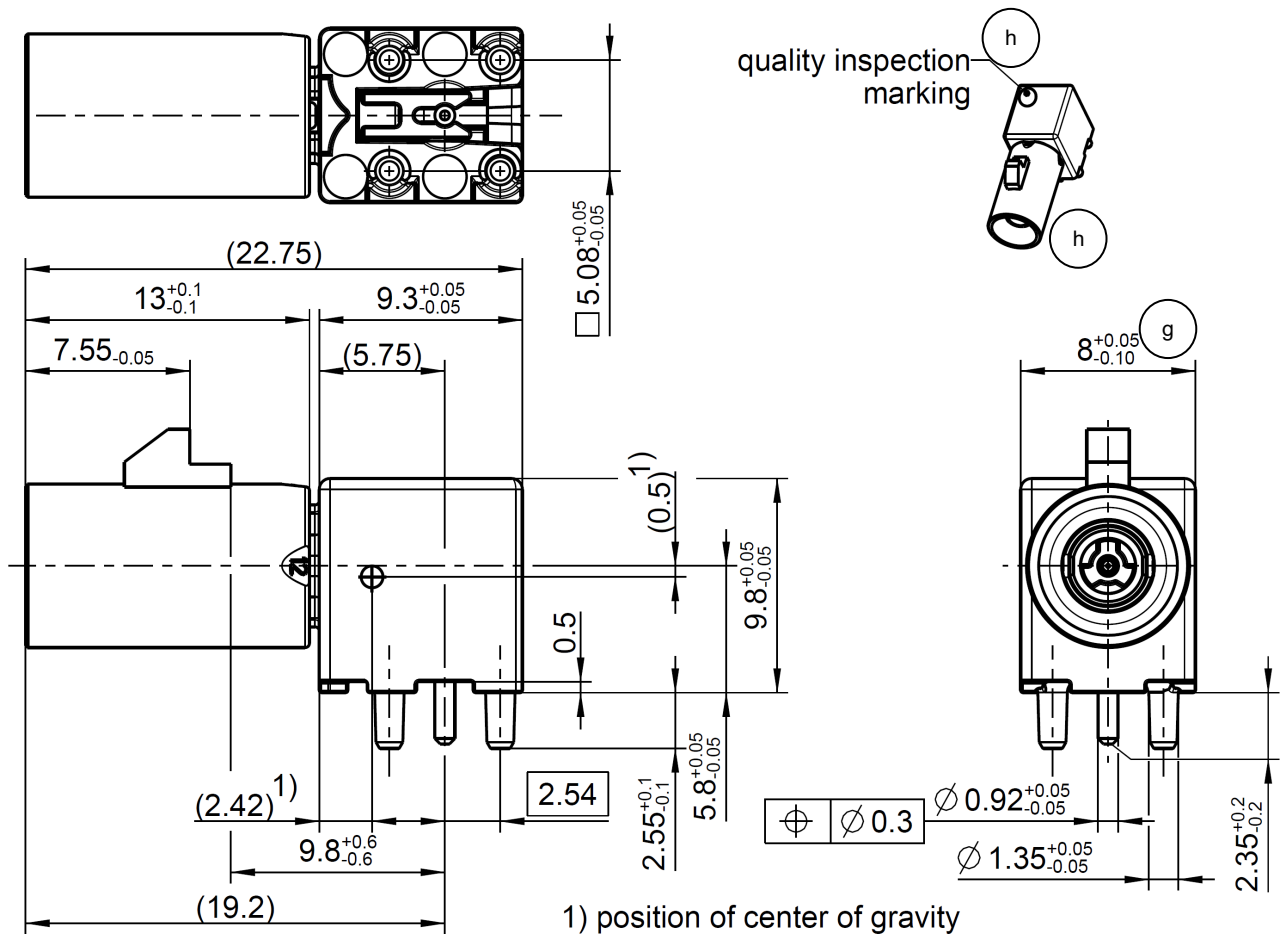


FAKRA -  
HF

RIGHT ANGLE PLUG  
FOR PCB

**59S22B-40MT5-Y**



All dimensions are in mm; tolerances according to ISO 2768 m-H  
Y = Part number has to be accomplished by codification

Bereich / range	Masse / dimensions (mm)			
	0 bis / to 0.5	0.5 bis / to 3	3 bis / to 6	6 bis / to 30
Toleranz / Tolerance (mm)	± 0.05 *)	± 0.1	± 0.1	± 0.2

\*) Angabe abweichend zu / Indication deviant to DIN ISO 2768 m-H

### Interface

According to

DIN 72594-1, USCAR 17  
ISO 20860-1

g

### Documents

PCB layout  
Tape and reel packaging

MB\_281  
VG 179.28800  
VG 179.40000

FAKRA -  
HF

RIGHT ANGLE PLUG  
FOR PCB

**59S22B-40MT5-Y**

**Material and plating**

**Connector parts**

	<b>Material</b>	<b>Plating</b>
Center contact	Brass	AuroDur®
Outer contact	Zinc alloy	Tin, 2-6 µm
Dielectric	HTN	
Housing	HTN	

**Electrical data**

Impedance	50	
Frequency	DC to 6 GHz	
Return loss	≥ 26 dB, DC to 1 GHz	
Insertion loss	≤ 0.1 x √f(GHz) dB	
Insulation resistance	≥ 1x10 <sup>3</sup> MΩ	
Center contact resistance	≤ 5 mΩ	
Outer contact resistance	≤ 5 mΩ	
Test voltage	750 V rms	
Working voltage	≤ 60 V DC	(h)
Power current	≤ 1 A DC	

- Connector only, VSWR in application depends decisive on PCB layout -

**Mechanical data**

Mating cycles	≥ 25
Engagement force	≤ 25 N
Disengagement force	≥ 2 N
Retention force latch	≥ 110 N
Coding efficiency	≥ 40 N

**Environmental data**

Temperature range	-40°C to +105°C
Thermal shock	DIN 72594-2 clause 8.2
Temperature and humidity	DIN 72594-2 clause 8.3
Vibration and mechanical shock	DIN 72594-2 clause 8.1
Dry heat	DIN 72594-2 clause 8.4
Soldering profile	acc. to IEC 60068-2-58 group3&4
RoHS	compliant

**Tooling**

N/A

**Packing**















Standard	50 pcs in blister, 288 pcs in tape & reel, +400 pcs in tape & reel on request
Weight	4.9 g/pce

Dieses Dokument ist urheberrechtlich geschützt • This document is protected by copyright • Rosenberger Hochfrequenztechnik GmbH & Co. KG

RF\_35/09\_14/6.2

**Coding**

Part Number has to be accomplished by codification

Coding	Color	RAL	Part-Number	
	A	black	sim. 9005	59S22B-40MT5-A
	B	white	sim. 9001	59S22B-40MT5-B
	C	blue	sim. 5005	59S22B-40MT5-C
	D	bordeauxviolet	sim. 4004	59S22B-40MT5-D
	E	green	sim. 6002	59S22B-40MT5-E
	F	brown	sim. 8011	59S22B-40MT5-F
	G	grey	sim. 7031	59S22B-40MT5-G
	H	violet	sim. 4003	59S22B-40MT5-H
	I	beige	sim. 1001	59S22B-40MT5-I
	K	curry	sim. 1027	59S22B-40MT5-K
	L	carmine-red	sim. 3002	59S22B-40MT5-L
	M	pastel-orange	sim. 2003	59S22B-40MT5-M
	N	white-green	sim. 6019	59S22B-40MT5-N
	Z	waterblue	sim. 5021	59S22B-40MT5-Z

f

f

**Change History**

Rev.	Date	Change
f00	19.10.16	Part number for coding L and N corrected
g00	12.06.19	expanded tolerance of part width, included ISO 20860-1
h00	08.01.20	quality inspection marking added; ≤ 60 V working voltage; coding Z

While the information has been carefully compiled to the best of our knowledge, nothing is intended as representation or warranty on our part and no statement herein shall be construed as recommendation to infringe existing patents. In the effort to improve our products, we reserve the right to make changes judged to be necessary.

Draft	Date	Approved	Date	Rev.	Engineering change number	Name	Date
M. Ruf	23.04.08	M. Brixner	08.01.20	h00	19-1470	B. Gey	08.01.20

# Mouser Electronics

Authorized Distributor

Click to View Pricing, Inventory, Delivery & Lifecycle Information:

Rosenberger:

[59S22B-40MT5-E](#) [59S22B-40MT5-D](#) [59S22B-40MT5-B](#) [59S22B-40MT5-H](#) [59S22B-40MT5-G](#)