


GBU8005-G Thru. GBU810-G

Reverse Voltage: 50 to 1000V

Forward Current: 8.0A

RoHS Device

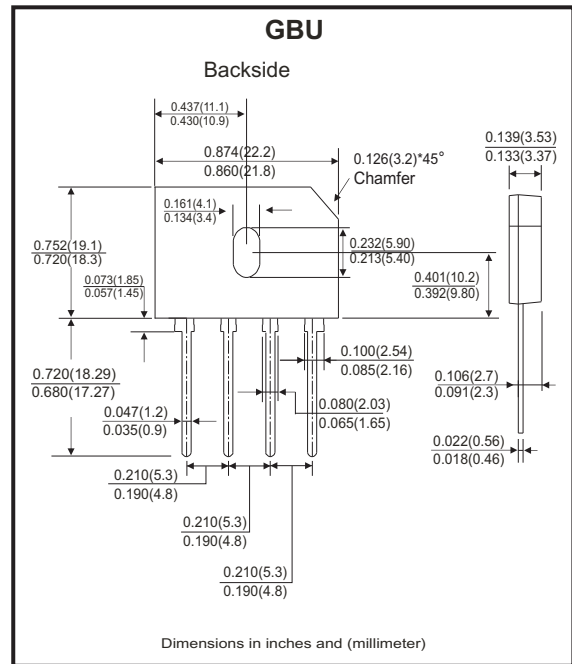


Features

- Surge overload rating -200 amperes peak.
- Ideal for printed circuit board.
- UL recognized file # E349301

Mechanical Data

- Epoxy: UL 94V-0 rate flame retardant.
- Case: Molded plastic, GBU
- Mounting position: Any
- Weight: 3.91 grams (approx.).



Maximum ratings and electrical characteristics

Rating at 25°C ambient temperature unless otherwise specified.
Single phase, half wave, 60Hz, resistive or inductive load.
For capacitive load, derate current by 20%

Parameter	Symbol	GBU 8005-G	GBU 801-G	GBU 802-G	GBU 804-G	GBU 806-G	GBU 808-G	GBU 810-G	Unit	
Maximum Recurrent Peak Reverse Voltage	V_{RRM}	50	100	200	400	600	800	1000	V	
Maximum RMS Voltage	V_{RMS}	35	70	140	280	420	560	700	V	
Maximum DC Blocking Voltage	V_{DC}	50	100	200	400	600	800	1000	V	
Maximum Average Forward (With heatsink Note2) Rectified Current @Tc=100°C (without heatsink)	I_{AV}					8.0				A
Peak Forward Surge Current, 8.3ms Single Half Sine-Wave Super Imposed On Rated Load (JEDEC Method)	I_{FSM}					200				A
Maximum Forward Voltage at 4.0A DC	V_F					1.0				V
Maximum DC Reverse Current @Tj=25°C At Rate DC Blocking Voltage @Tj=125°C	I_R					10.0				μA
I ² T Rating for Fusing(t<8.3ms)	I^2t					166				A ² s
Typical Junction Capacitance Per Element (Note 1)	C_J					60				pF
Typical Thermal Resistance	$R_{\theta JC}$					2.2				°C/W
Operating Temperature Range	T_J					-55 to +150				°C
Storage Temperature Range	T_{STG}					-55 to +150				°C

Notes:

1. Measured at 1.0MHz and applied reverse voltage of 4.0V DC.
2. Device mounted on 75mm*75mm*1.6mm Cu plate heatsink.

Company reserves the right to improve product design , functions and reliability without notice.

REV: D

Rating and Characteristics Curves (GBU8005-G Thru. GBU810-G)

Fig.1 - Forward Current Derating Curve

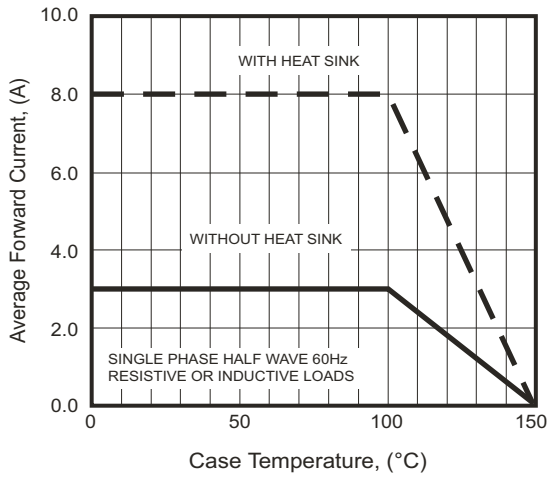


Fig.2 - Maximum Non-Repetitive Surge Current

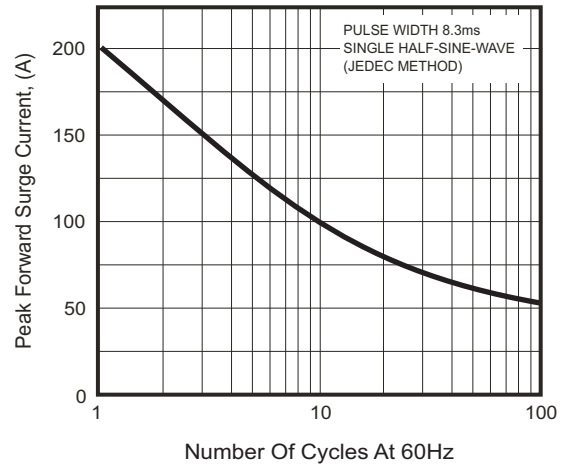


Fig.3 - Typical Junction Capacitance

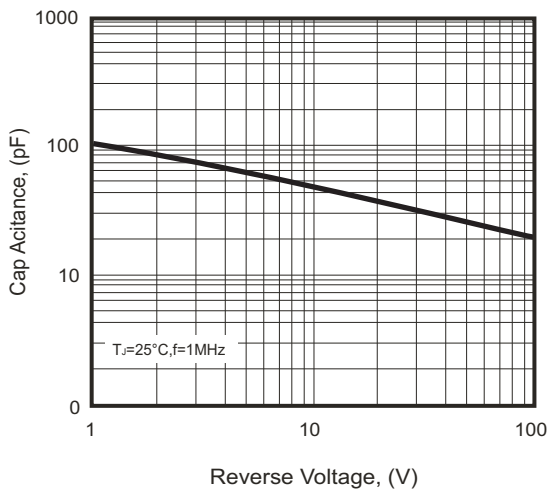


Fig.4 - Typical Forward Characteristics

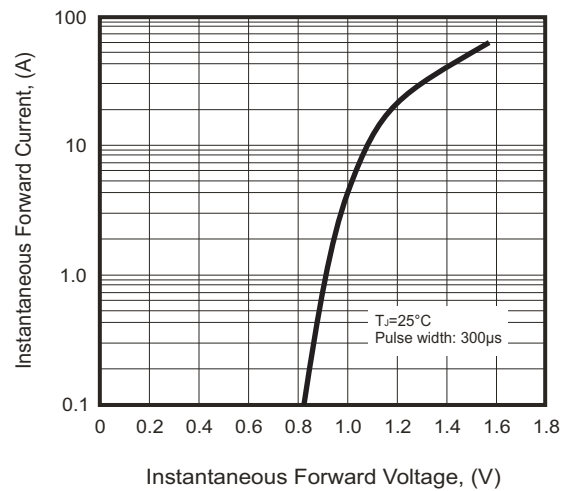
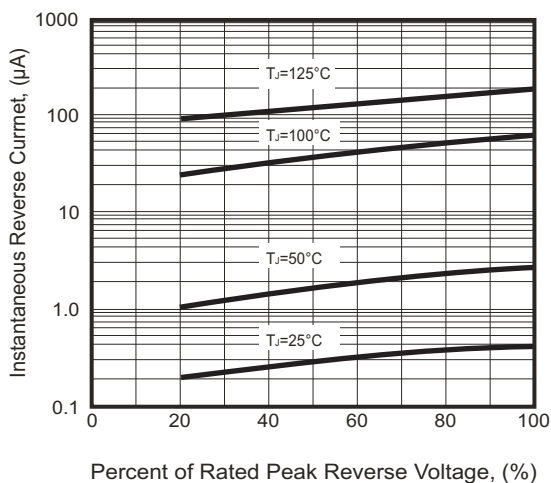


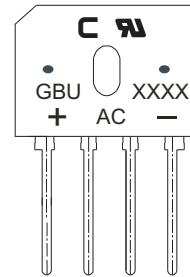
Fig.5 - Typical Reverse Characteristics



Company reserves the right to improve product design , functions and reliability without notice.

Marking Code

Part Number	Marking code
GBU8005-G	GBU8005
GBU801-G	GBU801
GBU802-G	GBU802
GBU804-G	GBU804
GBU806-G	GBU806
GBU808-G	GBU808
GBU810-G	GBU810



XXX / XXXX = Product type marking code
C = Compchip Logo

Standard Packaging

Case Type	TUBE PACK	
	TUBE (pcs)	Carton (pcs)
GBU	20	1,000

Mouser Electronics

Authorized Distributor

Click to View Pricing, Inventory, Delivery & Lifecycle Information:

[Comchip Technology:](#)

[GBU802-G](#)